

1

110308 PCHOME




ENSURING FREE AND FAIR ELECTIONS  
ELECTORAL COMMISSION

## Ward Demarcation

- Final set of ward data sets received from the Municipal Demarcation Board (MDB) on 1 September 2010, comprising:
  - Category A (Metros) 8
  - Category B (Local Councils) 226
  - Category C (District Councils) 44
- There will be 4 277 wards for LGE 2011, a 9.8% increase from the 3 895 wards in 2006
- This will result in 4 555 different types of ballot papers





ENSURING FREE AND FAIR ELECTIONS


ELECTORAL COMMISSION

### Targeted and Communication Registration (TCR)

- Before the finalisation of the new wards by the MDB, the IEC undertook fieldwork to review population settlement patterns across the country and where new communities had formed, voting districts were established.
- Following the final ward demarcation by the MDB, the IEC aligned its voting districts with the newly created wards.
- Where IEC voting districts were split by the new wards, the IEC consulted with Municipal Party Liaison Committees, arriving at 20 867 voting districts.
- TCR was undertaken in early December 2010 in all communities affected by split voting districts, yielding:
  - 38 628 New Registrations
  - 15 633 Re-Registrations from within TCR VDs
  - 142 246 Re-Registrations (representing movements into TCR VD)



SOUTH AFRICA



ENSURING FREE AND FAIR ELECTIONS

ELECTORAL COMMISSION

## **Voter Registration Weekends**

- Two voter registration weekends were planned:
  - 5 and 6 February 2011; and
  - 5 and 6 March 2011
- Continuous voter registration at local offices remains open until the date of proclamation





ENSURING FREE AND FAIR ELECTIONS

ELECTORAL COMMISSION

### Voters' roll comparison

Voters' Roll	Verified Voters	% Increase
1999 NPE	18 172 751	
2000 LGE	18 476 516	1.67%
2004 NPE	20 674 926	11.9%
2006 LGE	21 054 957	1.84%
2009 NPE	23 181 997	9.18%
2011 LGE	23 161 975 (and still more to be added...)	Tbc after Reg Wknd 2



## Progress to date

- **1994:** 10 000 voting stations, no voters' roll
- **1999:** 14 650 VDs, 18,1 million registered voters  
(avg 1 240 reg voters per VD)
- **2000:** 14 988 VDs, 18,4 million reg voters (1 233)
- **2004:** 16 966 VDs, 20,6 million reg voters (1 219)
- **2006:** 18 873 VDs, 21 million reg voters (1 116)
- **2009:** 19 726 VDs, 23,1 million reg voters (1 171)





ELECTORAL COMMISSION

## Registration of Political Parties


- 164 registered political parties as at 7 March 2011
  - National 105
  - Municipal 59
- Applications continue to be received



## Civic and Democracy Education (CDE) MISSION

- The Commission is implementing CDE using:
  - Skilled facilitators at local, provincial and national level.
  - Partnership with Civil Society Organisations (CSOs) – sectoral CSOs (Democracy, Human Rights, Peace and Elections) with educational mandates complementing those of the Commission.
  - Collaborative Stakeholder Engagement (C9s, state departments, private sector, MDDA, Unions, etc) and Training of Facilitators at all levels
  - Collaboration with organisations dealing with special sectoral stakeholders (SANCB, DEAFSA, etc.)
  - Outreach Projects





ENSURING FREE AND FAIR ELECTIONS

ELECTORAL COMMISSION

## Communication Awareness Campaigns

- Worked with media houses to train journalists covering elections to ensure understanding of the electoral processes;
- Working with community, commercial, and the public broadcaster on programming of communication awareness and voter education campaigns on both radio and television.
- Radio remains the leading disseminator of information and campaigns correlates with this reality.
- New initiatives implemented to reach the youth – these are:
  - Twitter – [www.twitter.com/iecsouthafrica](http://www.twitter.com/iecsouthafrica)
  - Mobile site – [mobi.elections.org.za](http://mobi.elections.org.za)
- Maintained the toll-free number, website and sms facilities, all of which have generated significant hits since the beginning of this year





### **Election Timetable**

- The Commission will consult with the Party Liaison Committee (PLC) on the Election Timetable a day after the Election Date has been proclaimed;
- The Election Timetable will then be published in a gazette



SOUTH AFRICA



ENSURING FREE AND FAIR ELECTIONS

ELECTORAL COMMISSION

## Election deposits

- To contest an election parties or independent ward candidates must pay an election deposit

	Election Type	LGE 2006	LGE 2011
<b>Metro Council</b>	PR List and Wards	R3 000	R4 000
<b>Local Council</b>	PR List and Wards	R2 000	R2 500
<b>District Council</b>	PR List	R1 000	R1 500
<b>Ward – Independent</b>	Ward	R500	R1 000
<b>Candidate of a party that has not submitted a PR list</b>	Ward	R500	R1 000



## Special Votes...1

- Section 55
- “Any voter who is unable on voting day to cast his or her vote at the voting station in the voting district where he or she is registered, may in the prescribed manner, apply and be allowed prior to voting day to cast a special vote within that voting district.”

## Special Votes...2

- The Commission has consulted with political parties and published regulations concerning Special Votes (SV).
- In terms of these regulations:
  - The Commission will open and close for SV applications, on dates and times to be included in the Election Timetable
  - The timetable will indicate dates and times:
    - When home visits to those voters who are physically infirm or disabled will take place; and
    - When the office of the Presiding Officer will be open.





### Voter turnout in our previous elections

NPE 1999	89.3%
LGE 2000	48.1%
NPE 2004	76.7%
LGE 2006	48.4%
NPE 2009	77.3%
LGE 2011	???





ENSURING FREE AND FAIR ELECTIONS

ELECTORAL COMMISSION

### Measures to enhance credibility

- Counting will take place immediately after voting, at each voting station
- Party agents and observers will witness every aspect of the voting and counting process
- Results systems will be audited and tested extensively, with parties allowed to second their information technology (IT) auditors to do the same
- Results will be audited
- Results slips will be scanned and made available online





## Challenges

- Generally lower voter turn-out in municipal elections (despite an even higher registered population for the 2009 National and Provincial Elections);
- Disputed ward and municipal boundaries;
- More complex logistical demands (also the multiplicity of ballot papers making Braille Template extremely difficult)
- Parallel structures within political parties



SOUTH AFRICA