



# The South African National Roads Agency Ltd

Click to edit Master subtitle style

Presentation to Portfolio Committee  
22 October 2010

#422671





# FINANCIAL YEAR 2009/10



Click to edit Master subtitle style

# NATIONAL ROAD NETWORK (km)

Description	Non Toll	State Toll	BOT	Total
Dual Carriage	610	520	443	1 573
4-Lane Undivided	11	299	240	550
2-Lane Single	12 429	1013	605	14 047
<b>Total</b>	<b>13 050</b>	<b>1 832</b>	<b>1 288</b>	<b>16 170</b>
<b>% of SANRAL Network</b>	<b>81%</b>	<b>11%</b>	<b>8%</b>	



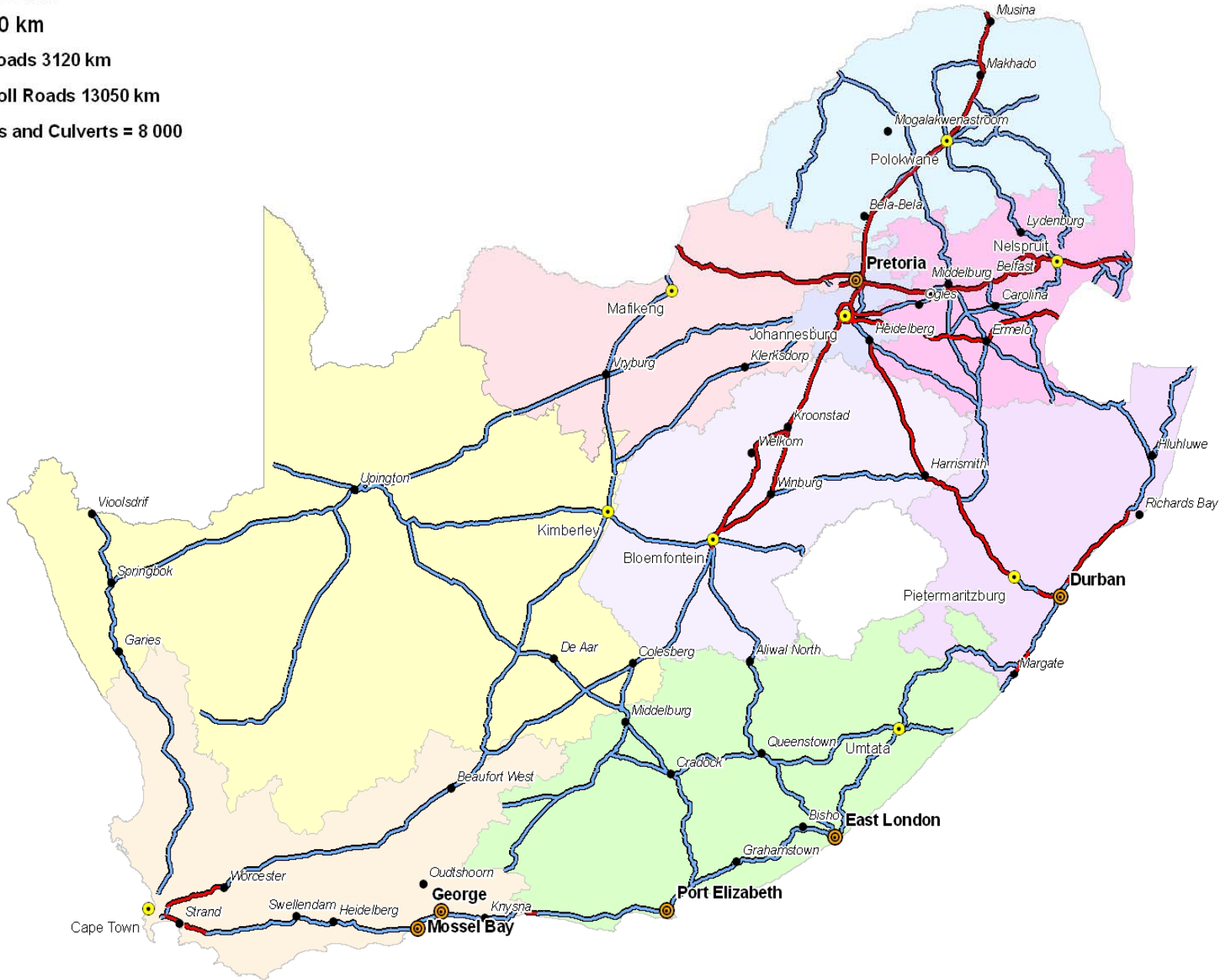
# SANRAL Roads

Total 16 170 km

— Toll Roads 3120 km

— Non Toll Roads 13050 km

Major Bridges and Culverts = 8 000



# CONTRACTS AWARDED 2009/10

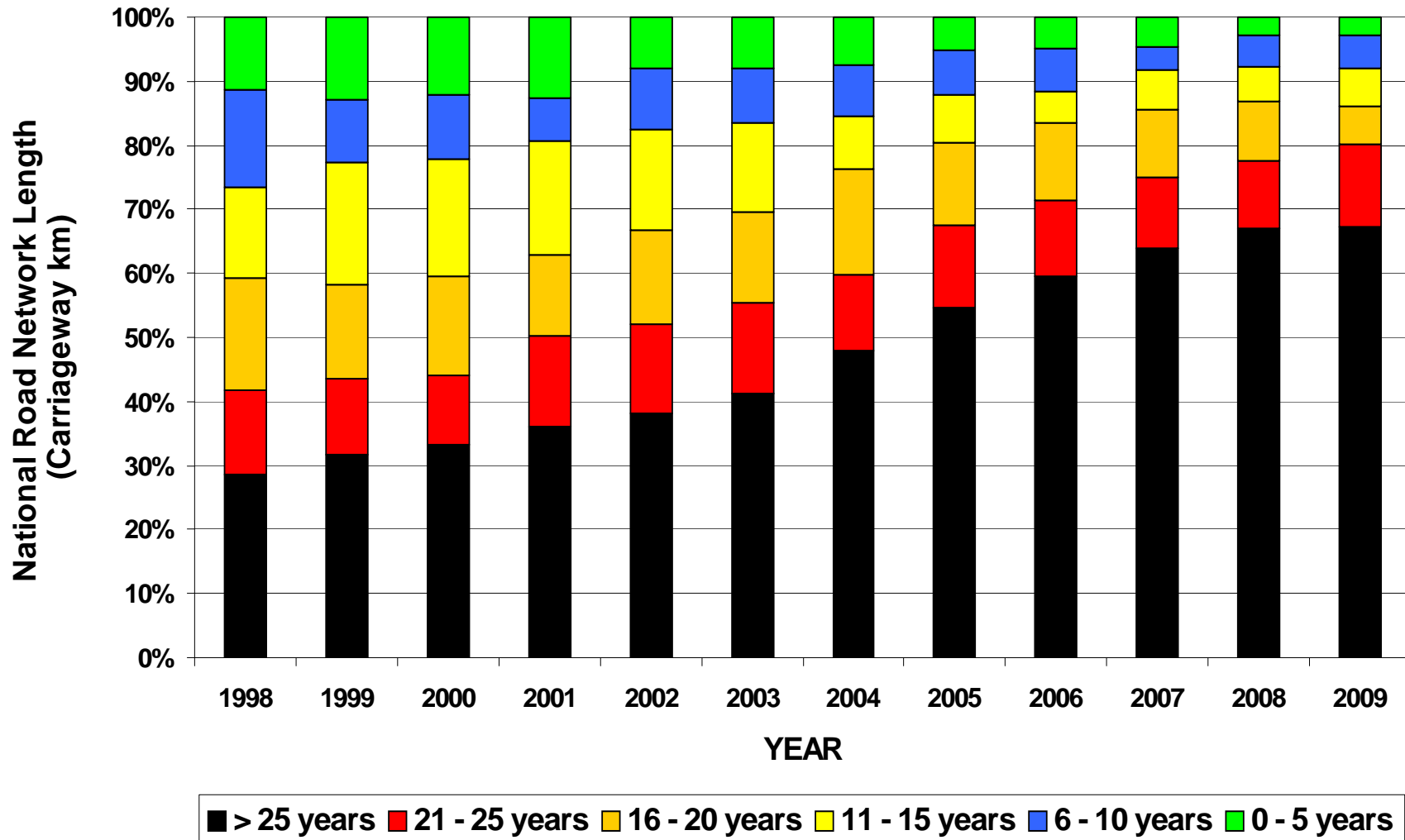
---

<b>Business area</b>	<b>R '000</b>
Non-toll Network	4 098 216
Toll Network	13 741 697
Other	768 969
<b>TOTAL VALUE</b>	<b>18 608 882</b>
<b>2008/09</b>	<b>18 188 912</b>
<b>2007/08</b>	<b>4 657 693</b>





## Pavement Age Trend



⊘ Please Note: 81% of Network Older than Original 20 Year Design Life

# NON-TOLL: OPERATING EXPENDITURE 2009/10

Description	Number of projects	Length (km)	Cost R'000
Routine Maintenance	<b>66</b>	<b>13 050</b>	<b>744 852</b>
Periodic Maintenance	<b>56</b>	<b>881</b>	<b>569 601</b>
Special Maintenance	<b>38</b>	<b>315</b>	<b>230 514</b>
<b>Total</b>	<b>160</b>	<b>14 246</b>	<b>1 544 967</b>
2008/09	86	14 213	1 363 357
2007/08	130	15 867	771 475 133



# NON-TOLL: CAPITAL EXPENDITURE 2009/10

Description	Number of projects	Length (km)	Cost R'000
Strengthening	<b>55</b>	<b>1 168</b>	<b>1 553 461</b>
Improvements	<b>29</b>	<b>209</b>	<b>863 083</b>
New Facilities	<b>15</b>	<b>82</b>	<b>866 027</b>
Total	<b>99</b>	<b>1 459</b>	<b>3 282 571</b>
2008/09	<b>35</b>	<b>866</b>	<b>2 402 888</b>
2007/08	<b>65</b>	<b>1 011</b>	<b>1 589 857</b>





# TOLL: OPERATING EXPENDITURE 2009/10

Description	Number of projects	Length (km)	Cost R'000
Toll Operations and Routine Maintenance	<b>63</b>	<b>1 832</b>	<b>555 696</b>
Periodic Maintenance	<b>4</b>	<b>46</b>	<b>44 394</b>
Special Maintenance	<b>6</b>	<b>23</b>	<b>7 575</b>
Total	73	1 901	607 665
2008/09	<b>41</b>	<b>1 986</b>	<b>566 894</b>
2007/08	<b>52</b>	<b>1 591</b>	<b>340 834</b>

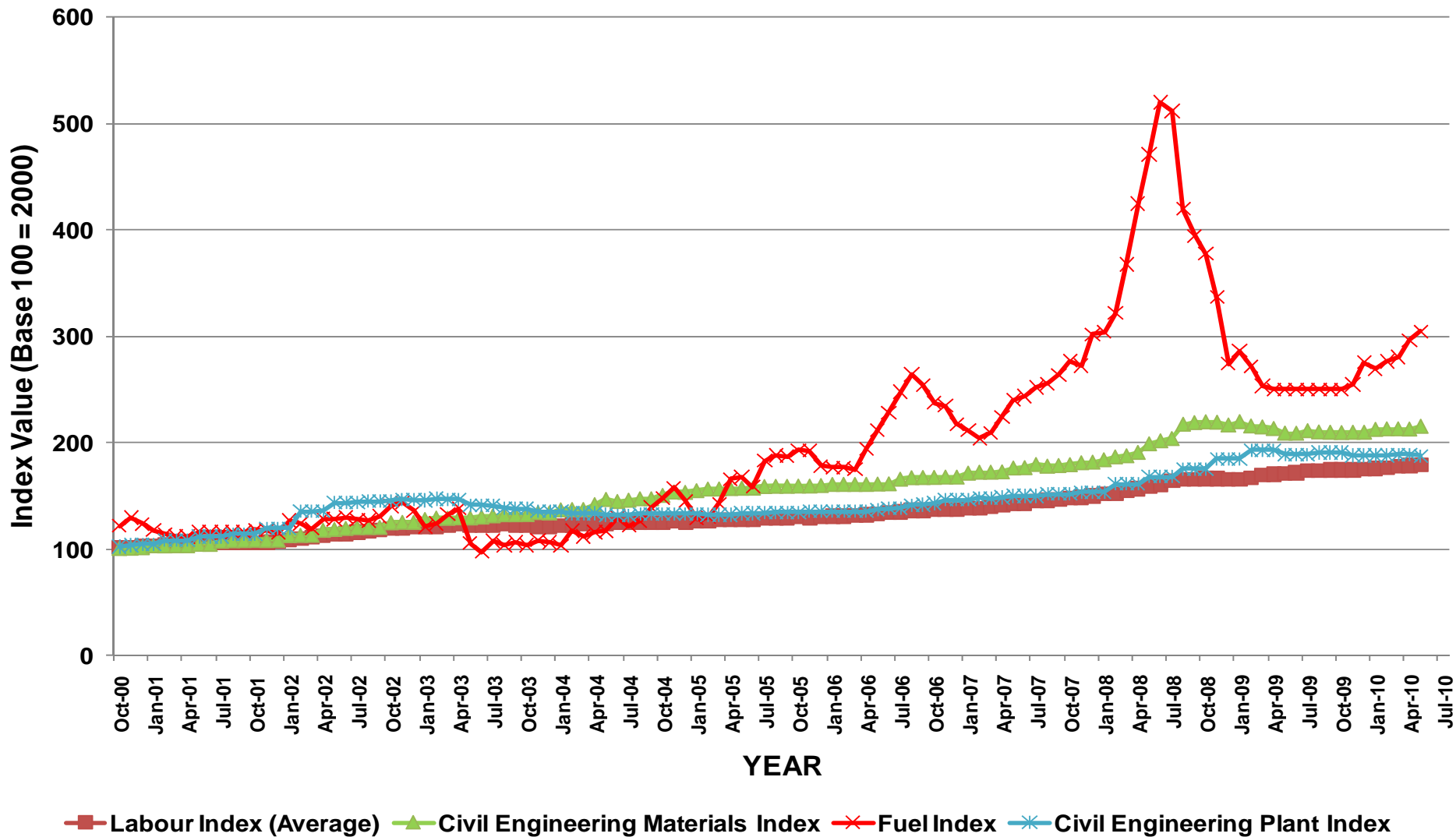


# TOLL: CAPITAL EXPENDITURE 2009/10

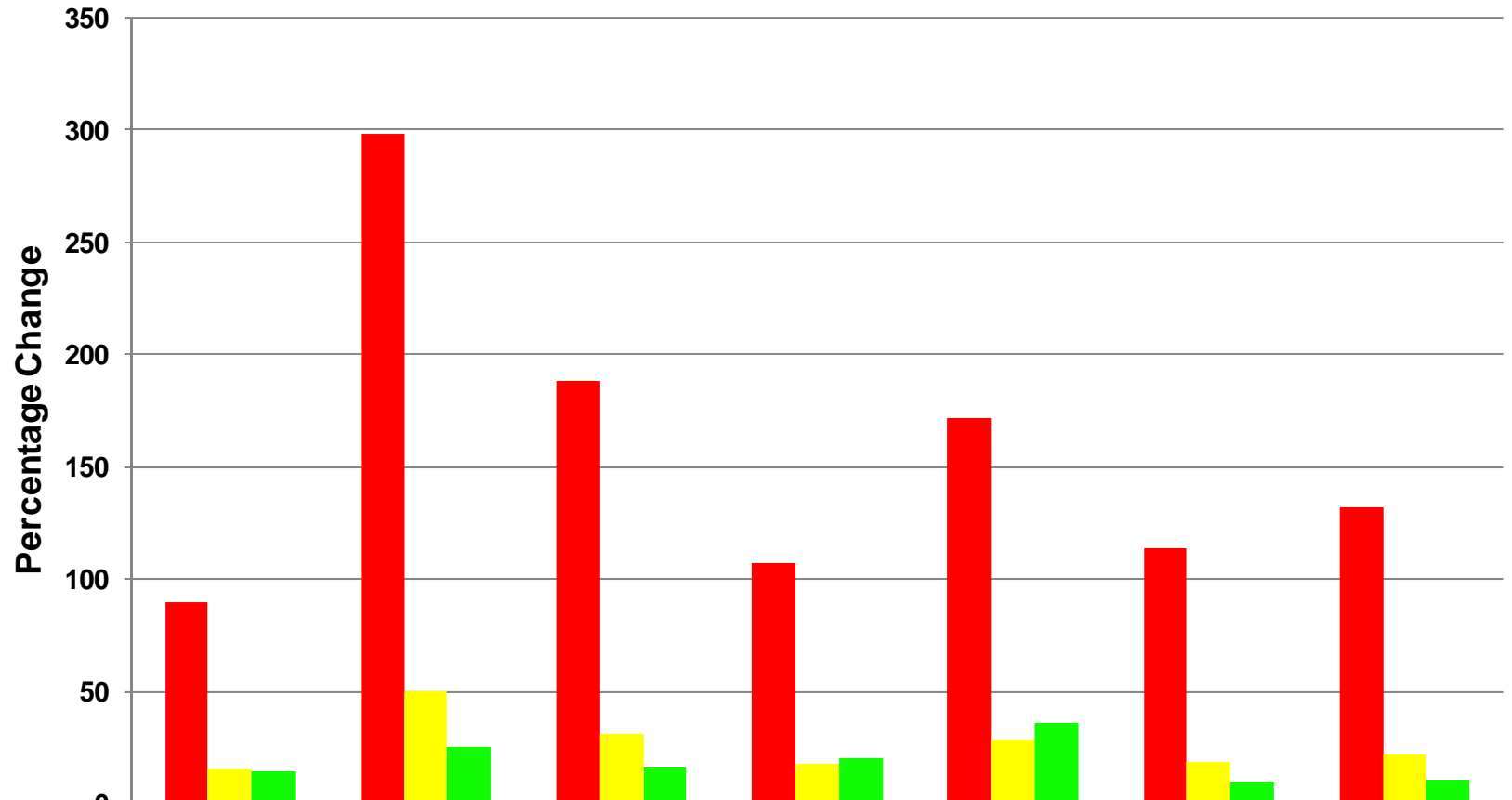
Description	Number of projects	Length (km)	Cost R'000
Strengthening	6	71	226 504
Improvements	32	457	6 573 393
New Facilities	37	220	1 346 752
<b>Total</b>	<b>75</b>	<b>748</b>	<b>8 146 649</b>
2008/09	51	691	5 996 191
2007/08	44	210	793 312



# Construction Price Adjustment Indices Trend



## Material Cost Changes Over Period 2003 to 2010



	Surface Material Asphalt	Base Material - G1 Stone	Concrete	Steel	Bitumen	Cement	Lime
<b>% Total Change</b>	<b>89.47</b>	<b>298.40</b>	<b>187.88</b>	<b>107.18</b>	<b>171.19</b>	<b>113.56</b>	<b>131.58</b>
<b>Avg % Change per Year</b>	<b>14.91</b>	<b>49.73</b>	<b>31.31</b>	<b>17.86</b>	<b>28.53</b>	<b>18.93</b>	<b>21.93</b>
<b>% Change in Last Year</b>	<b>14.65</b>	<b>25.13</b>	<b>15.85</b>	<b>20.00</b>	<b>36.17</b>	<b>9.76</b>	<b>10.00</b>

**THE SOUTH AFRICAN NATIONAL ROADS AGENCY LTD**

**NON TOLL BUDGET 2010/2011**

(R'000)

DESCRIPTION	2010/2011	2011/2012	2012/2013
	Budget	Budget	Budget
<b>TREASURY ALLOCATION</b>	<b>6,844,501</b>	<b>8,756,814</b>	<b>9,531,096</b>
<b>OTHER INCOME</b>	<b>609,454</b>	<b>231,824</b>	<b>190,870</b>
Sundry Income	799	847	881
Landsales and Rental Income	57,710	61,173	65,455
Interest Received - Net	13,657	14,476	15,490
Joint Venture Contributions	537,288	155,328	109,044
<b>TOTAL INCOME (A)</b>	<b>7,453,955</b>	<b>8,988,638</b>	<b>9,721,966</b>
<b>OPERATING EXPENDITURE (B)</b>	<b>2,761,540</b>	<b>3,104,700</b>	<b>2,590,427</b>
Salaries	140,430	147,276	148,449
Administrative Support	166,847	154,078	151,658
Technical Support	169,497	254,741	212,638
Property Management	81,817	78,983	77,150
Ad Hoc Maintenance	66,102	65,268	17,985
Routine Operations	496,033	528,099	481,829
Periodic Maintenance	982,872	1,215,829	1,365,257
Special Maintenance	657,941	660,425	135,461
<b>CAPITAL EXPENDITURE (C)</b>	<b>5,018,418</b>	<b>5,887,024</b>	<b>7,127,510</b>
Sundry Capital Expenditure	167,460	19,582	4,532
Community Development	220,838	205,335	262,704
Strengthening	3,010,604	3,850,829	3,612,916
Improvements	1,059,771	1,225,321	1,919,172
New Facilities	534,745	560,957	1,303,186
Land Acquisition	25,000	25,000	25,000
<b>TOTAL EXPENDITURE [B+C]</b>	<b>7,779,958</b>	<b>8,991,724</b>	<b>9,717,938</b>
<b>SURPLUS / (DEFICIT) [A - B - C]</b>	<b>(326,003)</b>	<b>(3,086)</b>	<b>4,028</b>
<b>Balance Brought Forward</b>	<b>329,281</b>	<b>3,278</b>	<b>192</b>
<b>Balance Carried Forward</b>	<b>3,278</b>	<b>192</b>	<b>4,220</b>



THE SOUTH AFRICAN NATIONAL ROADS AGENCY LTD

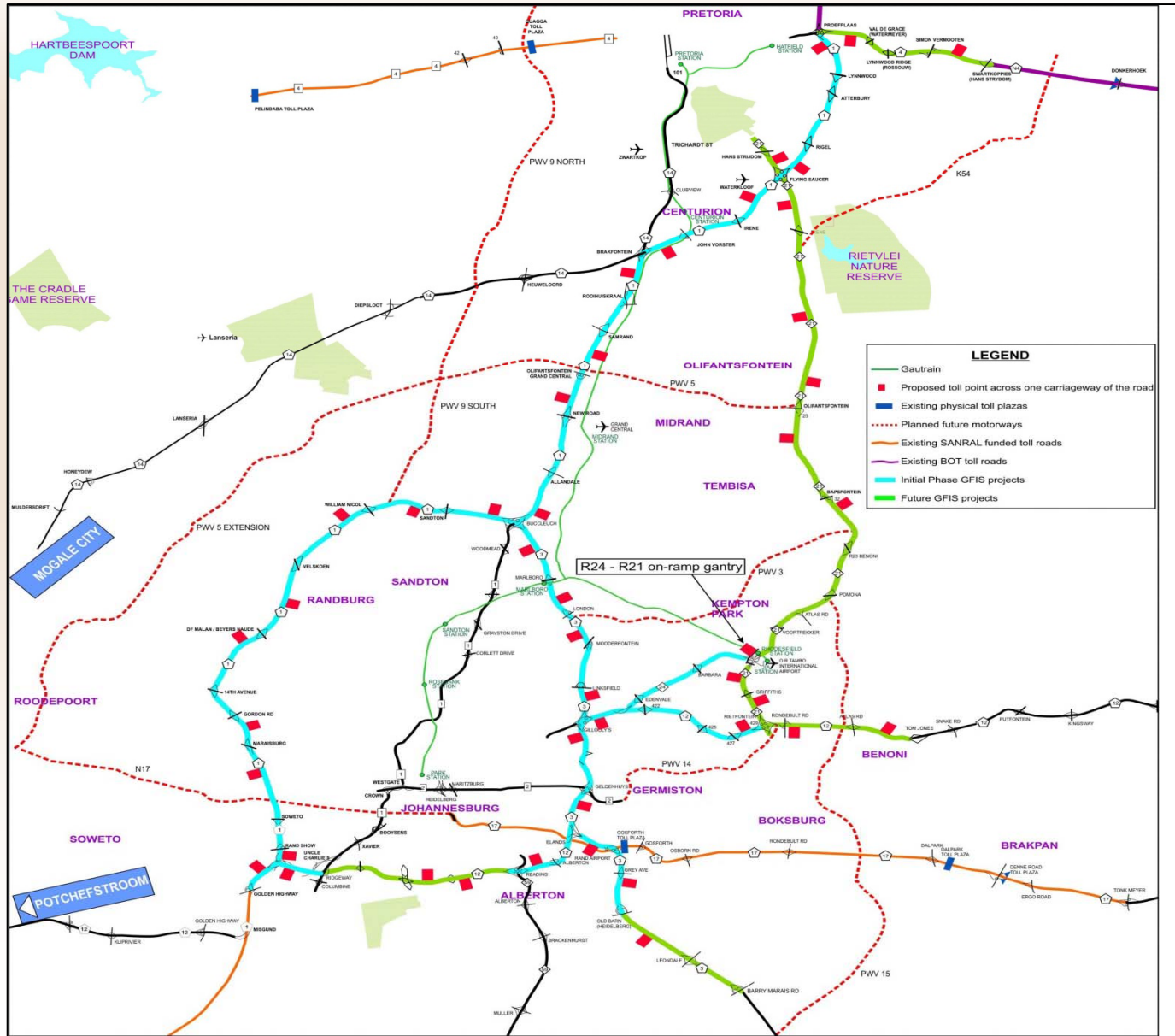
TOLL BUDGET 2010/2011

(R'000)

		2010/2011	2011/2012	2012/2013
		BUDGET	BUDGET	BUDGET
	<b>TOTAL INCOME</b> (A)	<b>1,631,291</b>	<b>5,260,057</b>	<b>6,558,930</b>
	<b>OPERATING EXPENDITURE</b> (B)	<b>1,194,829</b>	<b>954,310</b>	<b>739,665</b>
	Other	14,770	7,770	5,770
MR	Ad Hoc Maintenance	10,976	11,817	2,329
MO	Routine Operations	970,908	734,027	663,246
MP	Periodic Maintenance	76,932	120,800	60,270
MS	Special Maintenance	121,243	79,896	8,050
	<b>CAPITAL EXPENDITURE</b> (C)	<b>8,387,012</b>	<b>2,592,516</b>	<b>1,983,486</b>
DS	Strengthening	132,711	116,700	266,750
DI	Improvements	5,955,055	1,767,027	1,072,213
DN	New Facilities	2,299,246	708,789	644,523
	Land Acquisitions			
	<b>TOTAL EXPENDITURE [b+c]</b> (D)	<b>9,581,841</b>	<b>3,546,826</b>	<b>2,723,151</b>
	<b>Nett Income Before Finance Charges[a]</b> (E)	<b>(7,950,550)</b>	<b>1,713,231</b>	<b>3,835,779</b>
	<b>Finance Charges</b> (F)	<b>2,519,000</b>	<b>3,675,000</b>	<b>4,227,000</b>
	<b>Cash Surplus (Deficit) [A-D-F]</b>	<b>(10,469,550)</b>	<b>(1,961,769)</b>	<b>(391,221)</b>



# GFIP: Position of Toll Points




INITIAL (2010) AND FUTURE PHASES OF THE PROPOSED GAUTENG TOLL NETWORK

# Cape Town FMS Operations






# William Nicol Interchange



# New ORT Gantry



# Pedestrian Bridge: Western Bypass



1919



# **SOCIO-ECONOMIC DEVELOPMENT ON SANRAL PROJECTS FOR 2009/10**

# BEE: PROJECT CONTRIBUTION COMMITMENT 2009/10



	Total R'million	CAPEX R'million	RRM R'million
Total value of Contracts awarded	16 759	16 129	630
Value of work to HD Ownership	4 321	4 247	74
Value of work to SMME's (black owned)	1 783	1 387	396
<b>Empowerment % 2009/10</b>	<b>36%</b>	<b>35%</b>	<b>75%</b>


# NON-TOLL AND SANRAL TOLL

## Empowerment: Value of Work Performed 2009/10



Type of Projects	SMME Utilisation				Total R'000
	Non- ABE		ABE		
	Number	R'000	Number	R'000	
Operational Expenditure	168	173 862	601	618 099	791 961
Capital Expenditure	510	484 531	730	2 291 632	2 776 163
Total	678	658 393	1 331	2 909 732	3 568 124
2008/09	337	447 536	963	1 345 071	1 792 609
2007/08	354	380 760	706	581 182	895 638

# TRAINING NUMBERS : 2009/10



Type of Project

Male          Female          Total          Total Rand Value

## Non-Toll Roads

Maintenance	2 340	1 627	3 967	3 406 255
Replacement and Improvement	1 736	459	2 286	2 912 870
<b>SUB-TOTAL</b>	<b>4 076</b>	<b>2 086</b>	<b>6 253</b>	<b>6 319 125</b>



## SANRAL Toll Roads

Maintenance	469	403	872	2 070 121
Toll Operations	540	712	1 252	470 953
Improvement	3 496	418	3 914	6 186 182
<b>SUB-TOTAL</b>	<b>4 505</b>	<b>1 533</b>	<b>6 038</b>	<b>8 727 256</b>
<b>TOTAL</b>	<b>8 581</b>	<b>3 619</b>	<b>12 291</b>	<b>15 046 381</b>

# NON-TOLL JOB CREATION 2009/10

Type of  
Project



Type of Project	Person Hours			Average Equivalent Full-time Jobs (2000 person hours per annum)	Number of Job Opportunities Realised (includes temporary job opportunities)			Total R'000
	Male ('000)	Female ('000)	Total ('000)		Male	Female	Total	
Maintenance	8 549	1 695	10 245	5 160	8 643	1 698	10 341	249 157
Replacement & Improvement	10 111	1 757	11 868	5 960	7 433	1 429	8 862	404 494
<b>Sub-total</b>	<b>18 660</b>	<b>3 452</b>	<b>22 112</b>	<b>11 120</b>	<b>16 076</b>	<b>3127</b>	<b>19 203</b>	<b>653 652</b>



# SANRAL TOLL JOB CREATION 2009/10

Type of Project

Person Hours

Average  
Equivalent  
Full-time  
Jobs (2000  
person  
hours per  
annum)

Number of Job Opportunities  
Realised (includes temporary  
job opportunities)

Total  
R'000

Male  
(‘000)      Female  
(‘000)      Total  
(‘000)

Male      Female      Total



Maintenance	2 037	939	2 975	1 490	1 614	859	2 473	104 770
Toll Operations	991	1 462	2 454	1 185	630	852	1 482	56 133
Improvements	29 605	3 657	33 261	16 642	20 303	1 761	22 064	1 638 421
Sub-total	<b>32 633</b>	<b>6 058</b>	<b>38 690</b>	<b>19 316</b>	<b>22 547</b>	<b>3 472</b>	<b>26 019</b>	<b>1 799 324</b>
Total	<b>51 293</b>	<b>9 510</b>	<b>60 803</b>	<b>30 436</b>	<b>38 623</b>	<b>6 599</b>	<b>45 222</b>	<b>2 452 976</b>



# Community Access Road

Click to read the Masterplan in the style



**Before**





**During**





**After**





# Access Road for Emerging Farmers

North of Cape Town District Municipality



*River crossing in Curriescamp area.*



*A typical road section on the road network in the Curriescamp area.*



*Typical gravel road on the road network within the Eksteenskull agricultural area.*



*Bridge on access road to Eksteenskull.*

# Before



*River crossing in Curriescamp area.*



*A typical road section on the road network in the Curriescamp area.*



*Typical gravel road on the road network within the Eksteenskull agricultural area.*



*Bridge on access road to Eksteenskull.*



**During**







**After**



# SANRAL Non-Executive Board of Directors



# Demographics of Executives



# SANRAL March 2010 Staff Demographics



# Staff Gender Demographics



# Staff with Disability



# Demographics of External Bursars



# Demographics of Interns





# Staff Demographics - Breakdown



# Male Demographics - Breakdown



# Female Demographics - Breakdown





# Thank You

**FRAUD HOTLINE: 0800 204 558**  
**Website: [www.nra.co.za](http://www.nra.co.za)**



4444