



STATISTICS SOUTH AFRICA  
**Annual Report**  
**2022/23**

Risenga Maluleke  
Statistician-General

IMPROVING LIVES THROUGH DATA ECOSYSTEMS



**stats sa**

Department:  
Statistics South Africa  
**REPUBLIC OF SOUTH AFRICA**





# CONTENTS

- 1 Previous recommendations
- 2 Organisational performance
- 3 Human resource performance
- 4 Financial performance
- 5 Census 2022 results



**stats sa**

Department:  
Statistics South Africa  
REPUBLIC OF SOUTH AFRICA



# Recommendations by Portfolio Committee



## Briefing on the Work Programme

1. Stats SA should expeditiously finalise and table the amendment of the Stats Act
2. Vacancy rate has to be drastically reduced
3. Prioritise employment equity targets in recruitment drive (women, youth & people living with disabilities)
4. Move with speed in conducting the IES
5. Leverage the use of technology
6. The Integrated Indicator Framework (IIF) supports the Development Indicators administered by DPME

## Progress

1. Amendment Bill has been gazetted on 6 Oct 2023
2. Appointments/transfers for 2022/23: 150  
Terminations/transfers for 2022/23: 137  
Internal promotions impacts on vacancy rate
3. Employment Equity targets are improving (Woman @ SMS = 44,3% , youth =9% and people living with disabilities – remained at 1,2%.) as at end of Sept 2023
4. IES fieldwork commenced in November 2022
5. All household surveys are using digital data collection methodology  
Census 2022 and PES has gone digital  
CPI has gone digital
6. The IIF includes all development indicators as defined in the SDGs, Agenda 2063, NDP, MTSF and DDM



stats sa

Department:  
Statistics South Africa  
REPUBLIC OF SOUTH AFRICA



# Recommendations by Portfolio Committee



## Briefing on the Annual report

1. Stats SA should expeditiously finalise and table the amendment of the Stats Act
2. Vacancy rate has to be drastically reduced
3. Prioritise employment equity targets in recruitment drive (women, youth & people living with disabilities)
4. Stats SA should develop and implement an action plan in order to ensure that the deficiencies identified in the 2021/22 financial year are addressed

## Progress

1. Amendment Bill has been gazetted on 6 Oct 2023
2. Appointments/transfers for 2022/23: 150  
Terminations/transfers for 2022/23: 137  
Internal promotions impacts on vacancy rate
3. Employment Equity targets are addressed during recruitment (Woman @ SMS, youth and people living with disabilities)
4. Funding deficit on compensation of employees remains a challenge. The cost containment measures recently introduced by National Treasury is further enhancing the problem. Critical posts have been identified. Stats SA will be overspending on CoE in the 2023/24 financial year



stats sa

Department:  
Statistics South Africa  
REPUBLIC OF SOUTH AFRICA





2022/23

# Strategic overview

# Strategic direction



**VISION**

Improving lives through data ecosystems



**MISSION**

To *transform* the production, coordination and use of statistics through optimization, innovation and partnerships



**STRATEGIC OUTCOMES**

- Insightful data
- Agile operating model
- Interconnected statistical systems
- Transformed capabilities



**stats sa**

Department:  
Statistics South Africa  
REPUBLIC OF SOUTH AFRICA



# Strategic priorities for 2022/23




**Driving legislative reform**



**Conducting Census 2022**



**Sustaining the quality of national indicators**



**Driving a transformation and change agenda**



2022/23

# Organisational Performance



# What we do: Measure society



Education and skills



Unemployment and job creation



Health and vital events



Poverty, inequality & population dynamics



Housing and access to basic service delivery



Governance, Crime & Public safety

IMPROVING LIVES THROUGH DATA ECOSYSTEMS



**stats sa**

Department:  
Statistics South Africa  
**REPUBLIC OF SOUTH AFRICA**



# What we do: Measure the economy



Economic performance



Price stability



Financial performance of government and private sector



Primary, secondary & tertiary sector



Environment and agriculture



Tourism and transport

IMPROVING LIVES THROUGH DATA ECOSYSTEMS



**stats sa**

Department:  
Statistics South Africa  
**REPUBLIC OF SOUTH AFRICA**



# Organisational performance @ a glance



## Performance: Annual targets:



Achieved

93,6%



Not achieved

6,4%

## HR Information:

Vacancy rate:

19,4%



Women in SMS:

43,3%



Staff with disabilities:

1,2%



## Expenditure:

Spending:

127%



stats sa

Department:  
Statistics South Africa  
REPUBLIC OF SOUTH AFRICA





93,6%

365 targets achieved  
from 390 planned  
targets



Clean audit finding on performance information

IMPROVING LIVES THROUGH DATA ECOSYSTEMS

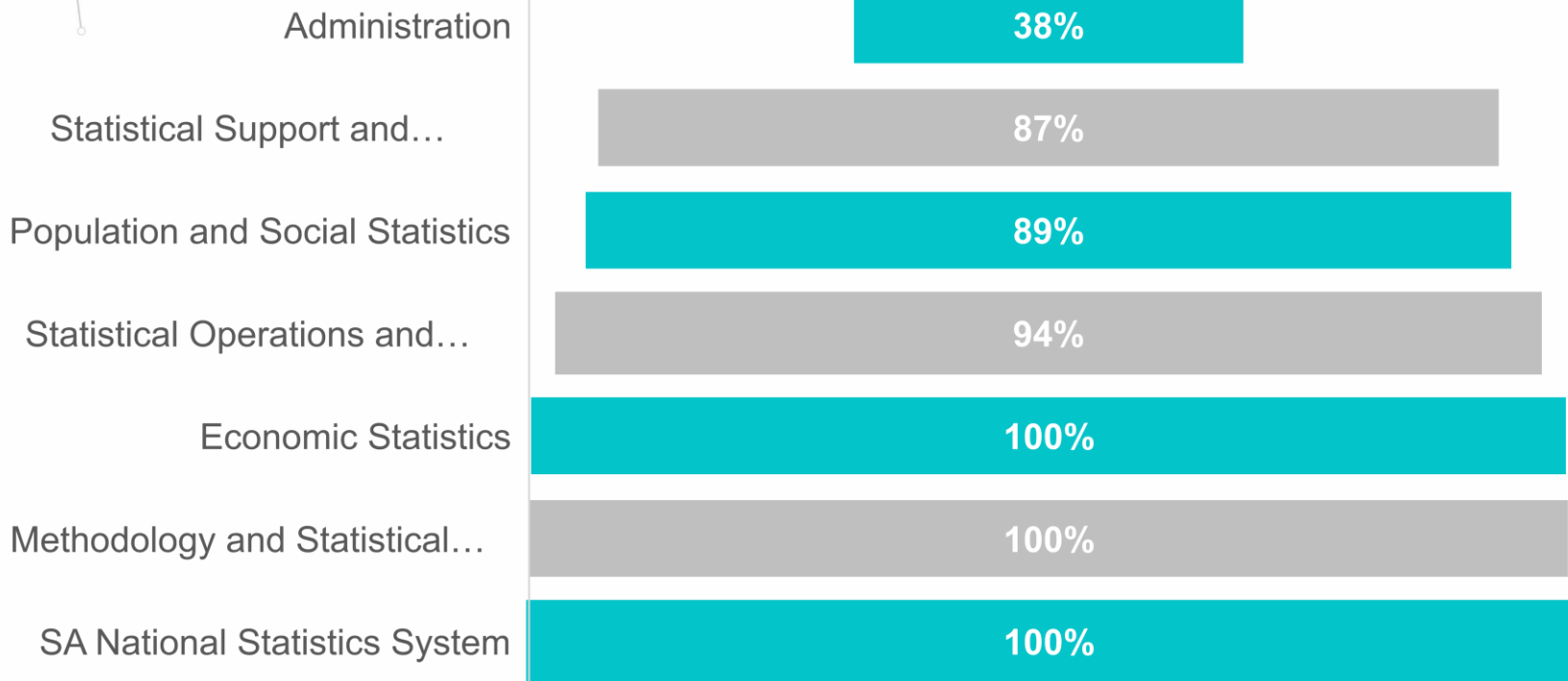


stats sa

Department:  
Statistics South Africa  
REPUBLIC OF SOUTH AFRICA



# Branch performance

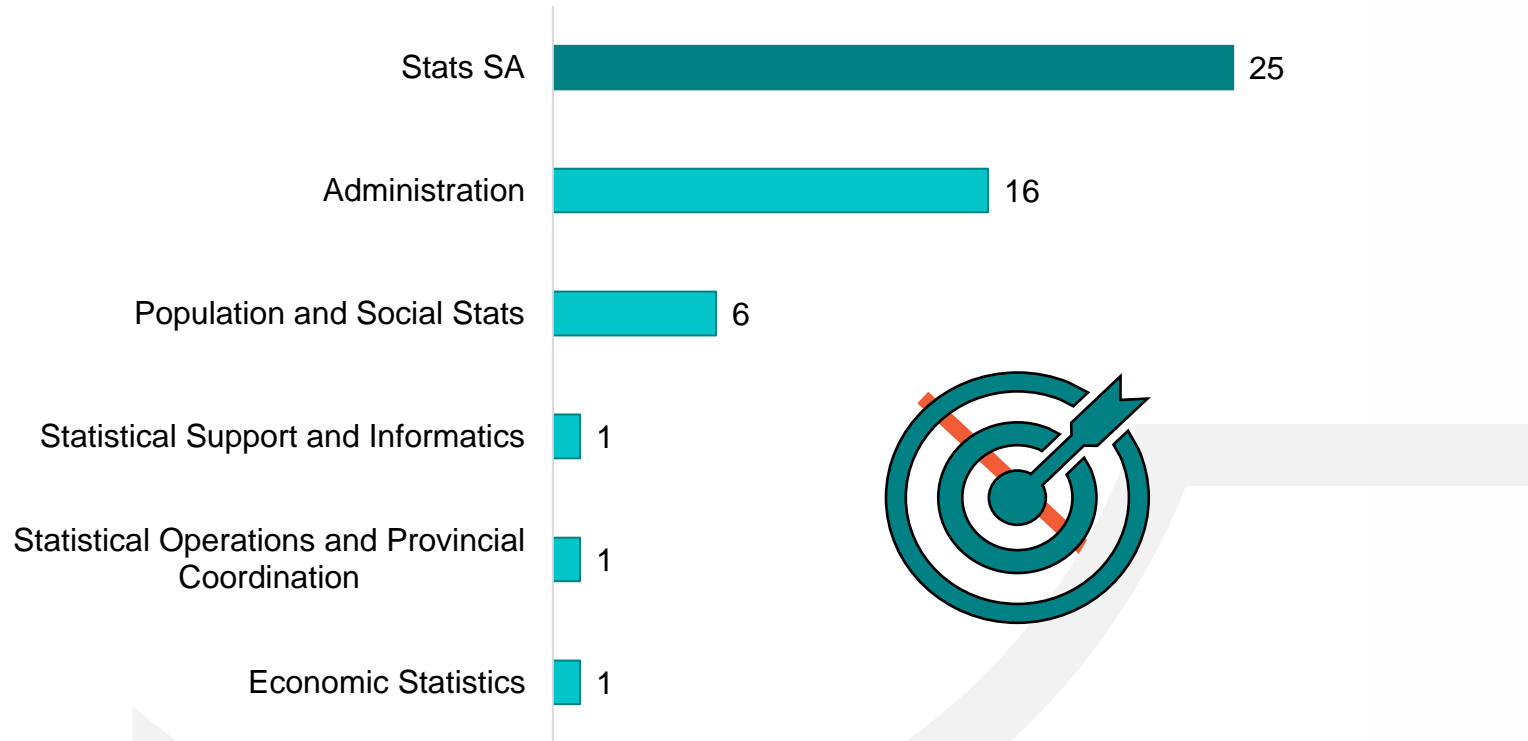


**stats sa**

Department:  
Statistics South Africa  
REPUBLIC OF SOUTH AFRICA



# Targets not achieved



stats sa

Department:  
Statistics South Africa  
REPUBLIC OF SOUTH AFRICA



# Major reasons for targets not achieved



Dependency on stakeholders  
(internal & external)

HR constraints  
(vacancies not filled)



Scope changes/  
internal processes

Census extension



stats sa

Department:  
Statistics South Africa  
REPUBLIC OF SOUTH AFRICA





2022/23

# Key Achievements





# Outcome 1: Insightful data

*Data and information are responsive to user demands and bring deeper understanding and insight for informed decisions*

## Innovations



### RPPI

- Compiled first ever experimental Residential Property Price Index (RPPI) for SA



### IES

- Commenced with Income and Expenditure Survey in 2022/23

Published **265**  
releases/  
reports



### Strategic Water Source Areas

- Compiled discussion document on Natural Capital Accounts for Strategic Water Source Areas in SA



### Census 2022

- Finalised data collection in May 2022
- Conducted Post Enumeration Survey (PES)



stats sa

Department:  
Statistics South Africa  
REPUBLIC OF SOUTH AFRICA

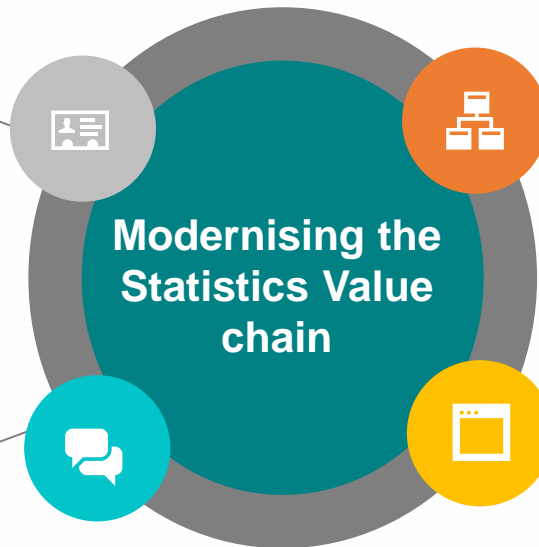




# Outcome 2: Agile Operating Model

The business operations are lean, efficient and flexible

*Innovations*



## **CPI goes digital**

- Rolled out the Price Information by Mobile Application (PRIMA)

## **Geospatial frame**

- Digital navigation to collection point
- Digital data capturing connected to census

## **Census and PES goes digital**

- Deployed 3 modes of data collection, namely CAPI, CATI & CAWI

## **BPM**

- Introduced Business Process Management (BPM) to improve business operations
- Commenced with mapping business processes



**stats sa**

Department:  
Statistics South Africa  
REPUBLIC OF SOUTH AFRICA



# Outcome 3: Interconnected statistical system

*People, systems and technology are interconnected through collaboration, partnerships and platforms*



*Innovations*

## Statistics Amendment Bill

### Legislative reform

- Cabinet approved Draft Amendment Bill for tabling in Parliament

### Partnerships

Signed MoUs with:

- COEGA; and
- Independent Communication Authority (ICASA)
- Dept of Science and Innovation
- South African Police Service

### International engagements

Hosted delegations

- Other National Statistics Agencies (Kenya, Eswatini, Mozambique, Pakistan & Nigeria)
- UN organisations (Global Gender Statistics Programme)

### Quality frameworks

- Developed and piloted SASQAF (for administrative records)
- SASQAF portal for self-assessment
- Clearance reports for SAPS (crime statistics) and Dept of Science and Technology (Research & development survey)



stats sa

Department:  
Statistics South Africa  
REPUBLIC OF SOUTH AFRICA



# Outcome 4: Transformed capability

*The capability (people, systems and technology) of the organisation and statistical system is transformed.*



*Innovations*



## Technology

- Developed 4 domains for Enterprise Architecture platform

## People

- Commenced with Skills development strategy
- Rolled out digital training approach for Census and PES (trained more than 100 000 fieldworkers)

## Transformation & change

- Launched a Staff Opinion Survey
- Launched a Pull-her-up campaign
- Introduced an Executive Coaching programme to lead Transformation & Change

## Systems development

- Automating the statistics value chain (Frames, data collection and analysis)
- Website revamp



stats sa

Department:  
Statistics South Africa  
REPUBLIC OF SOUTH AFRICA



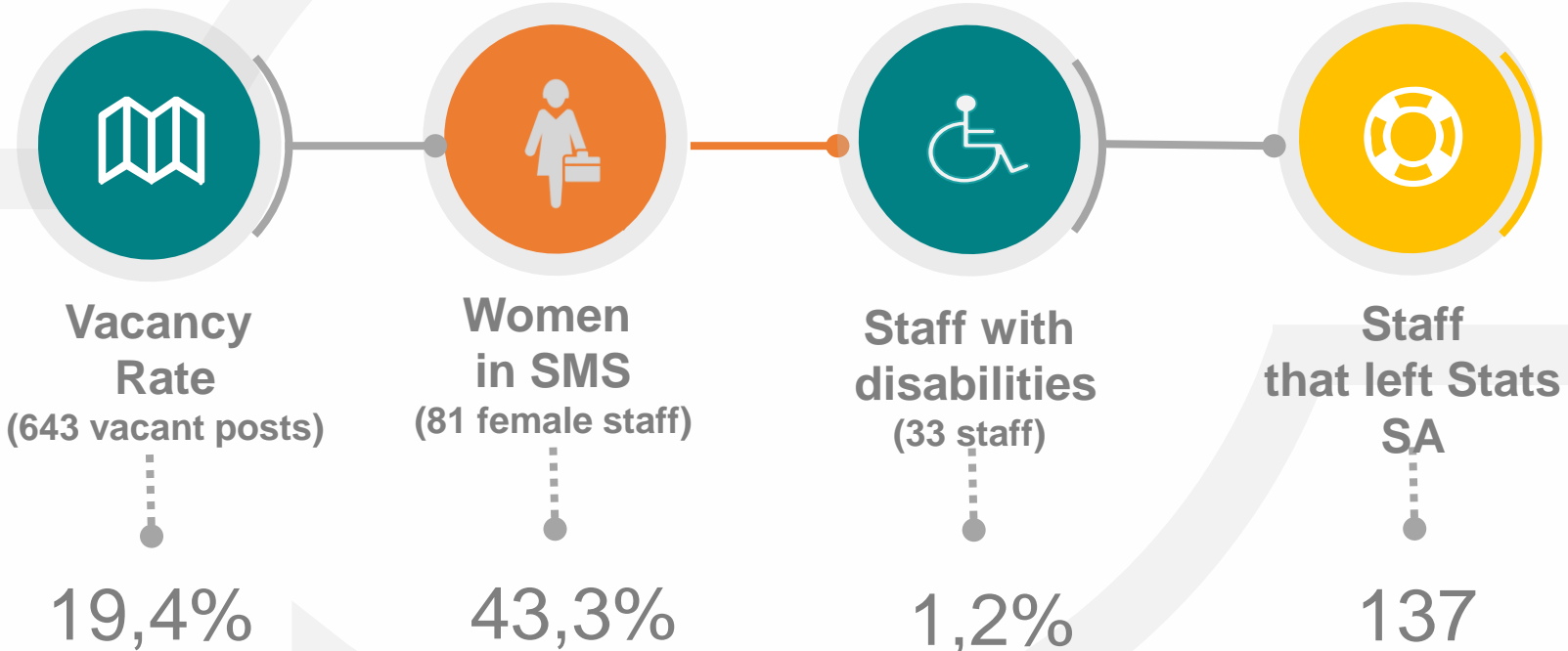


2022/23

# Human resource Performance

# Key human resource indicators

As at the end of March 2023



stats sa

Department:  
Statistics South Africa  
REPUBLIC OF SOUTH AFRICA



# Human resource information

## Filled posts by Gender

1215 Male staff

1455 Female staff

45,5%

54,5%



stats sa

Department:  
Statistics South Africa  
REPUBLIC OF SOUTH AFRICA



# Human resource information

Filled posts by population group: SMS and Non-SMS staff



**African**  
**(88,3%)**



89,6%

70%

Non-SMS

SMS

**Indian/Asian**  
**(1,6%)**



1,1%

8,6%

Non-SMS

SMS

**Coloured**  
**(5,2%)**




5,1%

7%

Non-SMS

SMS

**White**  
**(4,9%)**



4,1%

13,9%

Non-SMS

SMS



stats sa

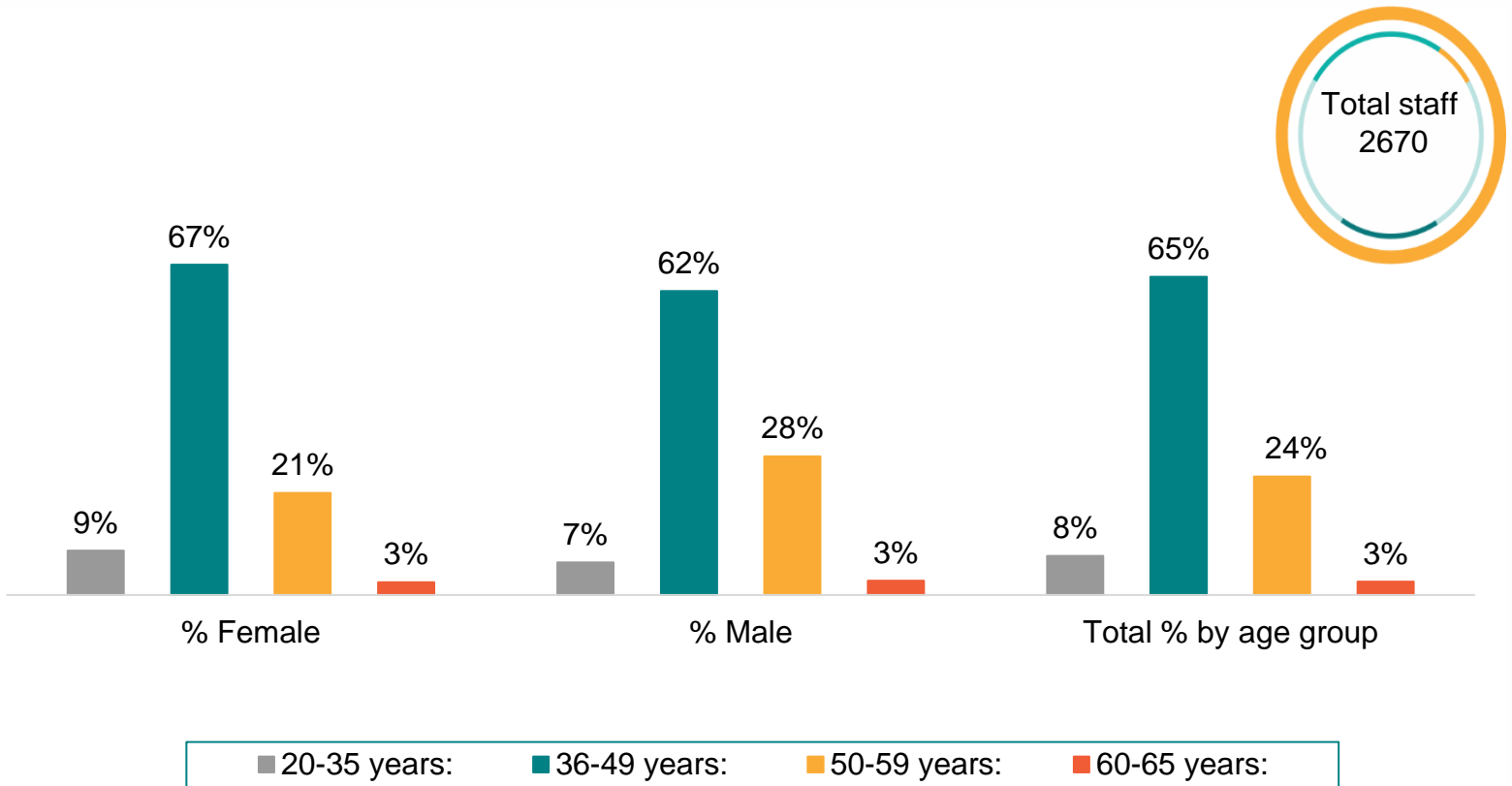
Department:  
Statistics South Africa  
REPUBLIC OF SOUTH AFRICA





# Human resource information

## Organisational Age Profile



stats sa

Department:  
Statistics South Africa  
REPUBLIC OF SOUTH AFRICA





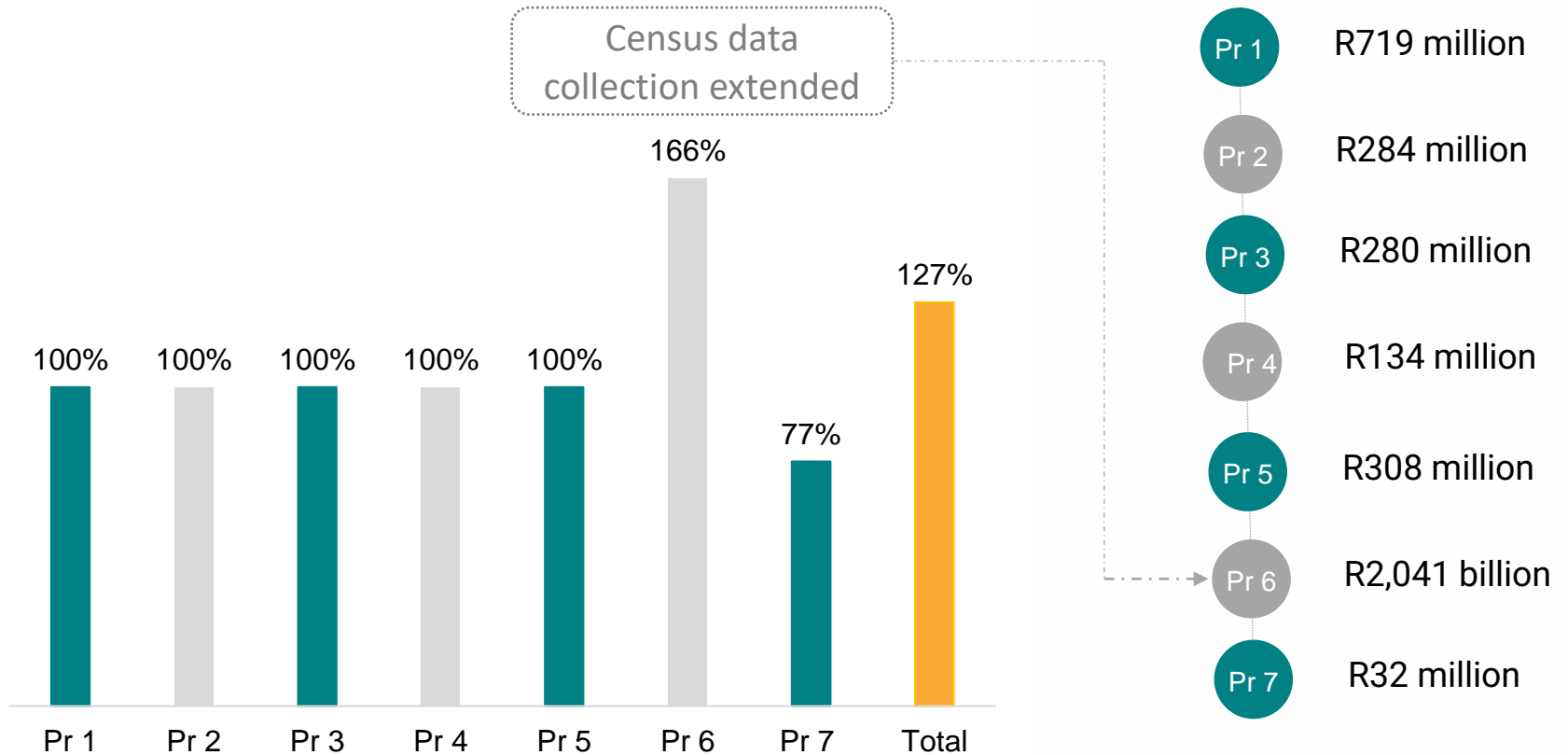
2022/23

# Financial Performance



# Financial performance

## Programme expenditure

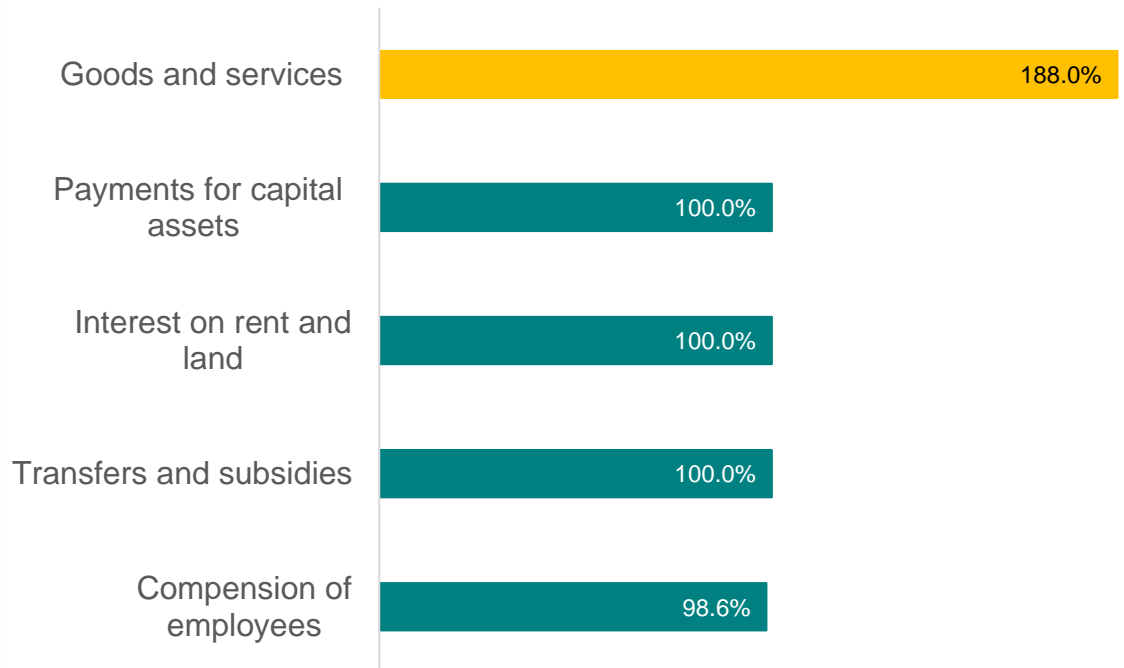
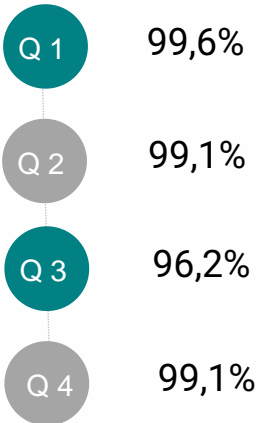




# Financial performance

## Actual spending per economic classification

### Invoices paid within 30 days



# Financial performance

## Audit Opinion



Financial statements

### Unqualified audit opinion

Emphasis of matters

- Unauthorised expenditure
- Irregular expenditure

Performance Information

### Clean audit opinion

Compliance With Legislation

### Material findings

- Expenditure management
- Procurement and contract mgt
- Consequence management



stats sa

Department:  
Statistics South Africa  
REPUBLIC OF SOUTH AFRICA



# Strategic risks



## Demand

Demand far outweighs supply

**Mitigation:** Census: baseline for the statistical information system in South Africa  
Invest in strategic partnerships

## Supply

Discontinued and reduced surveys

**Mitigation:** Poverty & Inequality – IES data collection commenced  
Various thematic reports on Census 2022  
Research alternative data sources



## Business Operating Model

Continues to be disrupted by factors in the external (e.g. electricity crisis) & internal environment (frame outdated)

**Mitigation:** Modernise the Statistical Value Chain; use of alternative data sources

## Resources

High vacancy rate (Internal churn)  
**Baseline funding: Warm bodies not affordable**

Limited funding to implement strategy

**Mitigation:** Reprioritisation, filling of critical vacancies



stats sa

Department:  
Statistics South Africa  
REPUBLIC OF SOUTH AFRICA



# 5-Year Strategic priorities



**Driving  
Legislative  
reform**

**Sustain &  
protect the  
quality  
of national  
indicators**

**Drive business  
transformation  
& change**



**stats sa**

Department:  
Statistics South Africa  
REPUBLIC OF SOUTH AFRICA



# CENSUS 2022 Results



[www.statssa.gov.za](http://www.statssa.gov.za)



# The road to Census 2022

**1996** Traditional face-to-face census visiting households with paper questionnaire



**2001** Census enumerators visiting households with paper questionnaire



**2011** Traditional face-to-face census visiting households with paper questionnaire, Questionnaire scanning

**2022** 100% digital, multi-mode options of data collection:

- Face to face (CAPI)
- Telephonic (CATI)
- Web-based (CAWI)



# Background

What are some of the key Census 2022 innovations?

## Statistics South Africa's first digital census



- **COVID-19** pandemic biggest census project disruptor:
  - ❖ Pilot
  - ❖ Main census
- **Census planning and implementation** affected
- Shifting of Census **reference point from October to February**
  - ❖ Possible impact on indicators
- **Multi modal data collection** approaches:  
CAPI, CAWI, CATI
- Changes in training mode to mitigate impact
- Extended enumeration period
  - ❖ **Staggered enumeration completion**

# Quality Matters

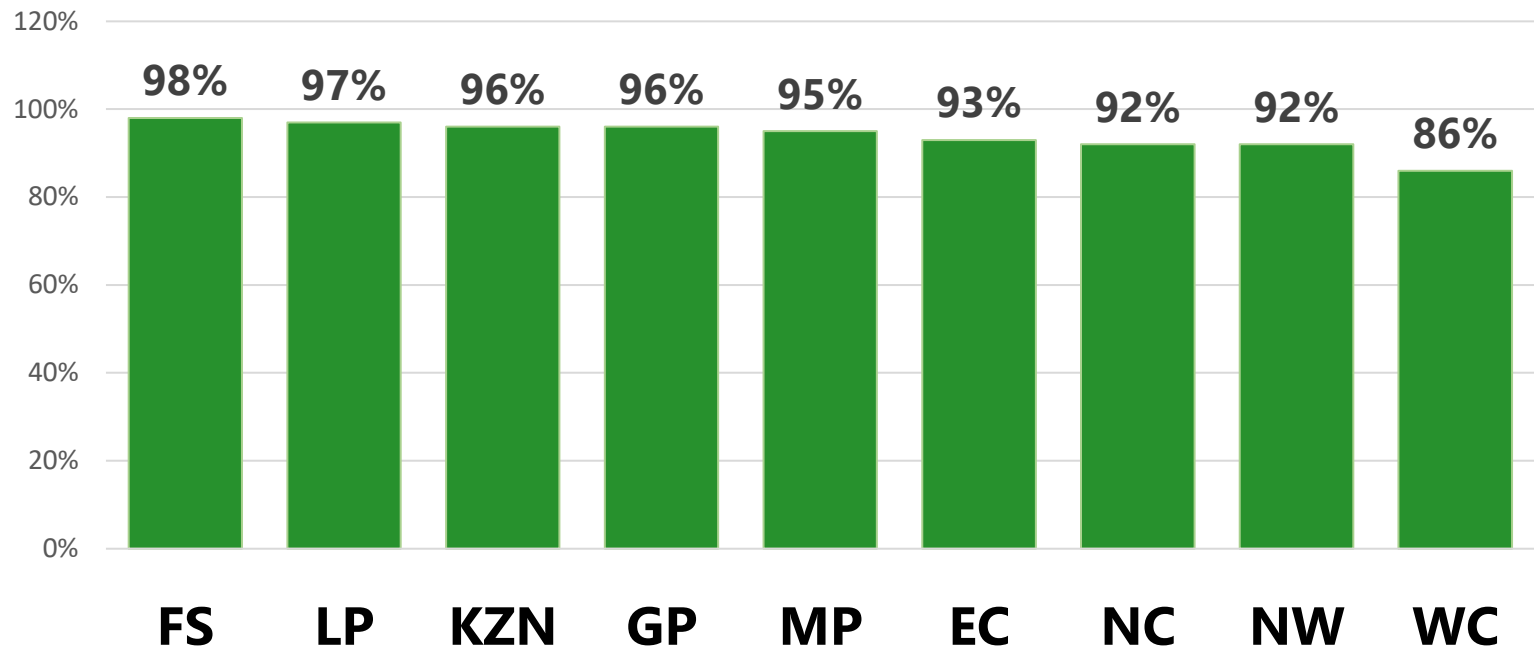
---

What are some of the key Census 2022 innovations?

Data quality assurance processes built in all census phases including:

- **In-built validation rules** in data collection instruments;
- Fieldwork **monitoring** throughout enumeration period;
- **Minimal editing and imputations;**
- Use of **independent technical experts** to evaluate **census 2022 processes** and **data;**
- **Validation** of census 2022 data against previous censuses.

# Quality Matters: Data Collection Rate



# Post Enumeration Survey

---

What are some of the key Census 2022 innovations?

- **A PES is an independent survey** conducted immediately after Census enumeration as part of **quality evaluation for the Census**; It evaluates the quality of census data by measuring the extent of coverage and content errors;
  - **Coverage error** is a measure of how many persons or households were missed or counted more than once;
  - **Content error** indicates the quality of key characteristics in the census;
- AND provides a **statistically informed basis for adjusting** the census count.

# Undercount – Persons and households

- **United Nations acclaimed methods** used to identify those omitted or counted more than once during Census taking.
- The persons that were missed **were accounted for and the count adjusted.**
- The same UN methods, are used to
  - **Assure quality** of key variables and
  - check the **veracity of our data.**

Province	Net undercount rate for persons (%)	Net undercount rate for households (%)
Western Cape	35,58	36,30
Eastern Cape	32,40	27,24
Northern Cape	33,41	27,14
Free State	20,95	17,93
KwaZulu-Natal	34,67	27,93
North West	23,33	23,05
Gauteng	30,79	35,82
Mpumalanga	35,26	32,00
Limpopo	23,53	24,83
<b>RSA</b>	<b>31,06</b>	<b>30,49</b>

# Measurement of Content Errors - PES

---

The quality of the following population characteristics was measured:

- Population group,
- Sex,
- Age group,
- Marital status,
- Relationship to head of household, and
- Country of birth

The **aggregated index of inconsistency** measures the level of consistency or variability between Census and PES.

**Findings: No characteristics were reported with high aggregated index of inconsistency.**

# Population



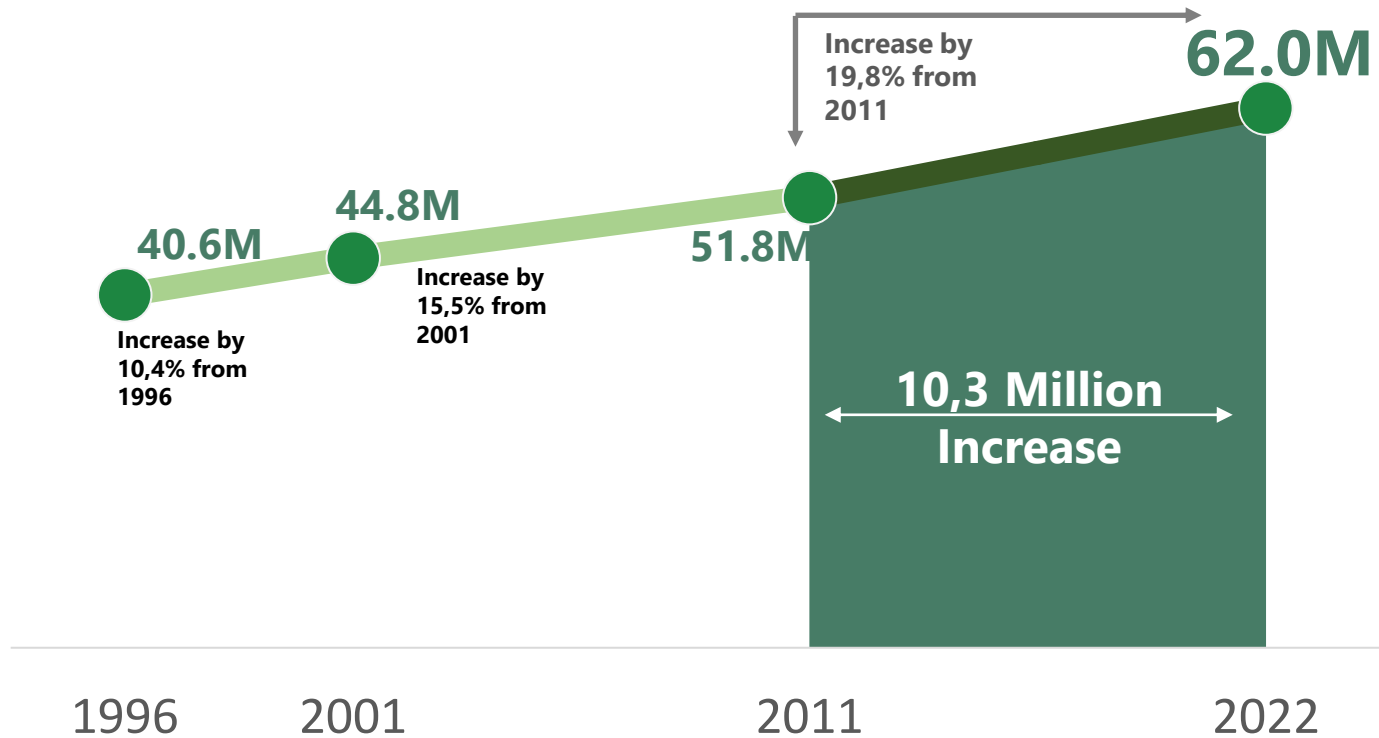


# South Africa's Population on 2 February 2022

62,027,503

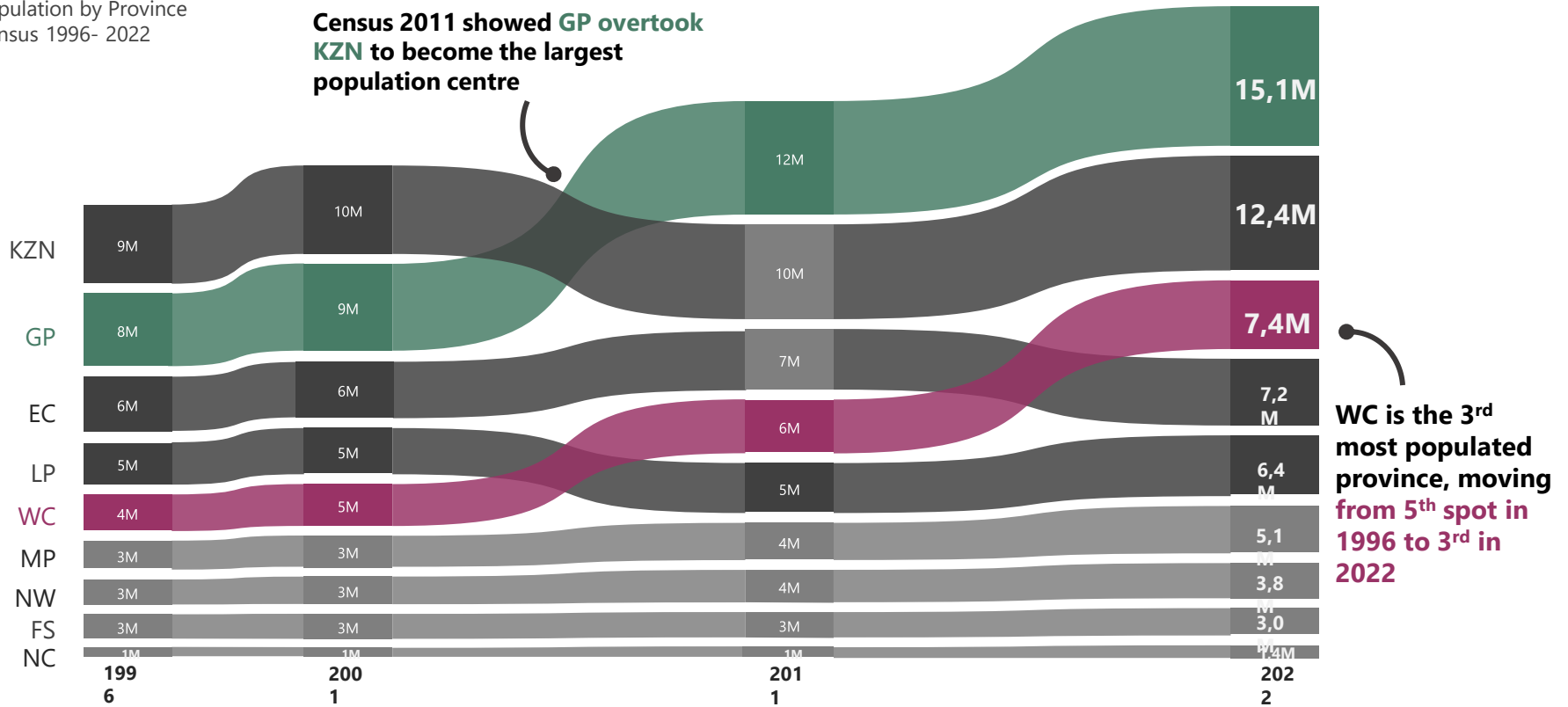


# South Africa's population increased by 19,8% from 2011 to 2022



# The population landscape in South Africa changed between 1996 and 2022

Population by Province  
Census 1996-2022



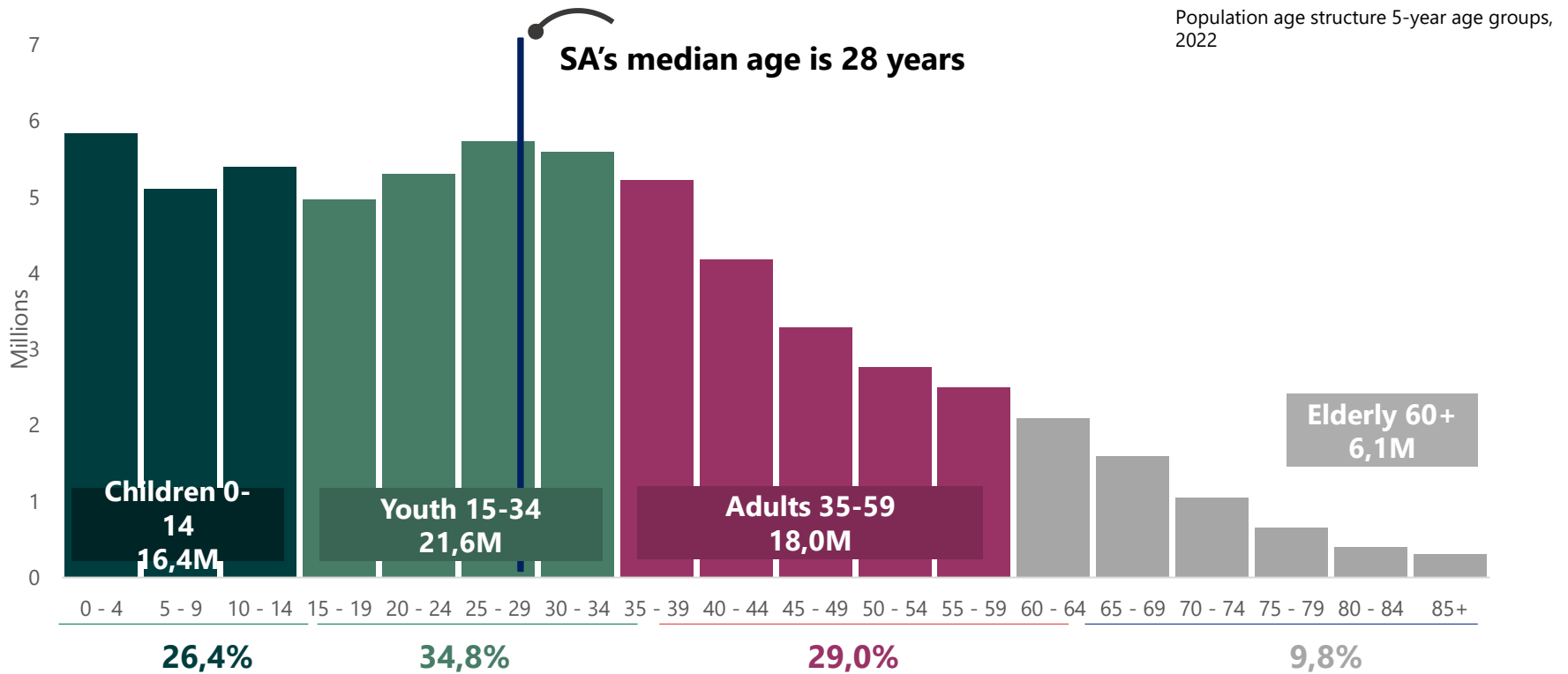
# Demographics



At 81,4% the Black African population group constitutes the largest proportion of SA's population, followed by Coloured at 8,2%

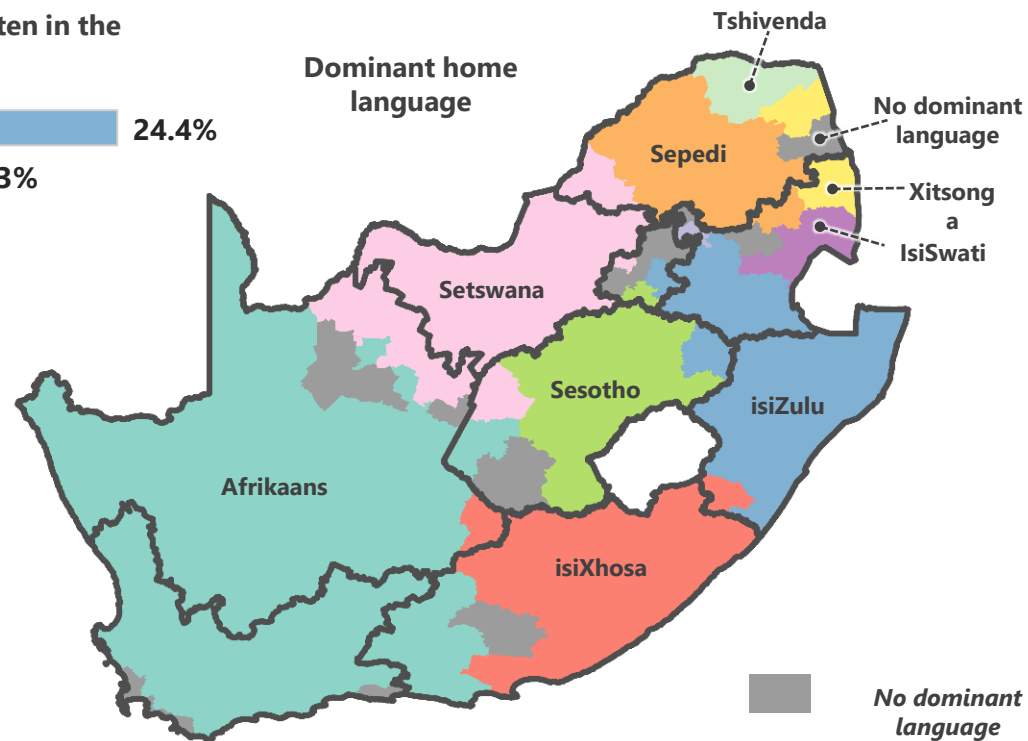
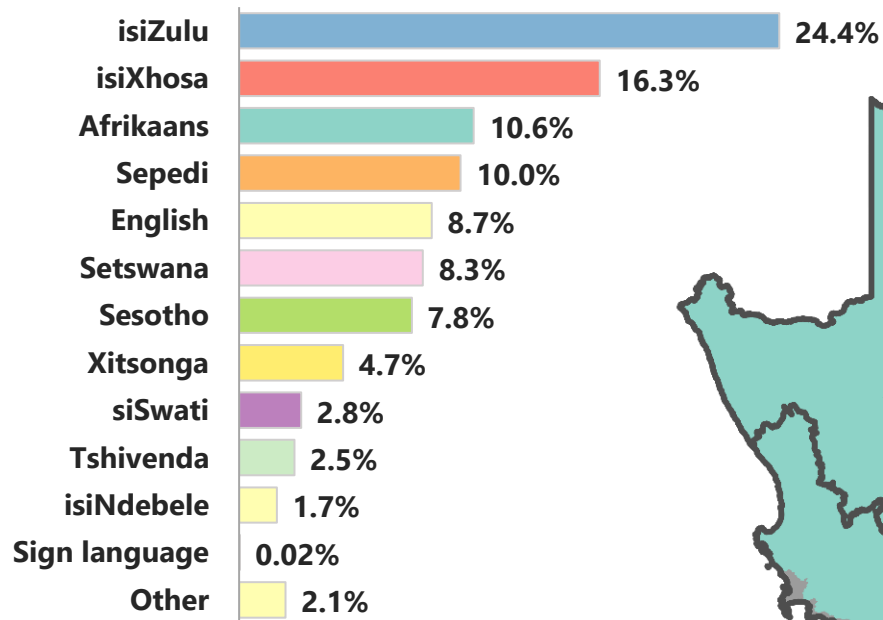


# 61,2% of South Africa's population is under 35 years old



# South Africa exhibits a unique distribution of languages across the country

Population distribution by language spoken most often in the household, 2022



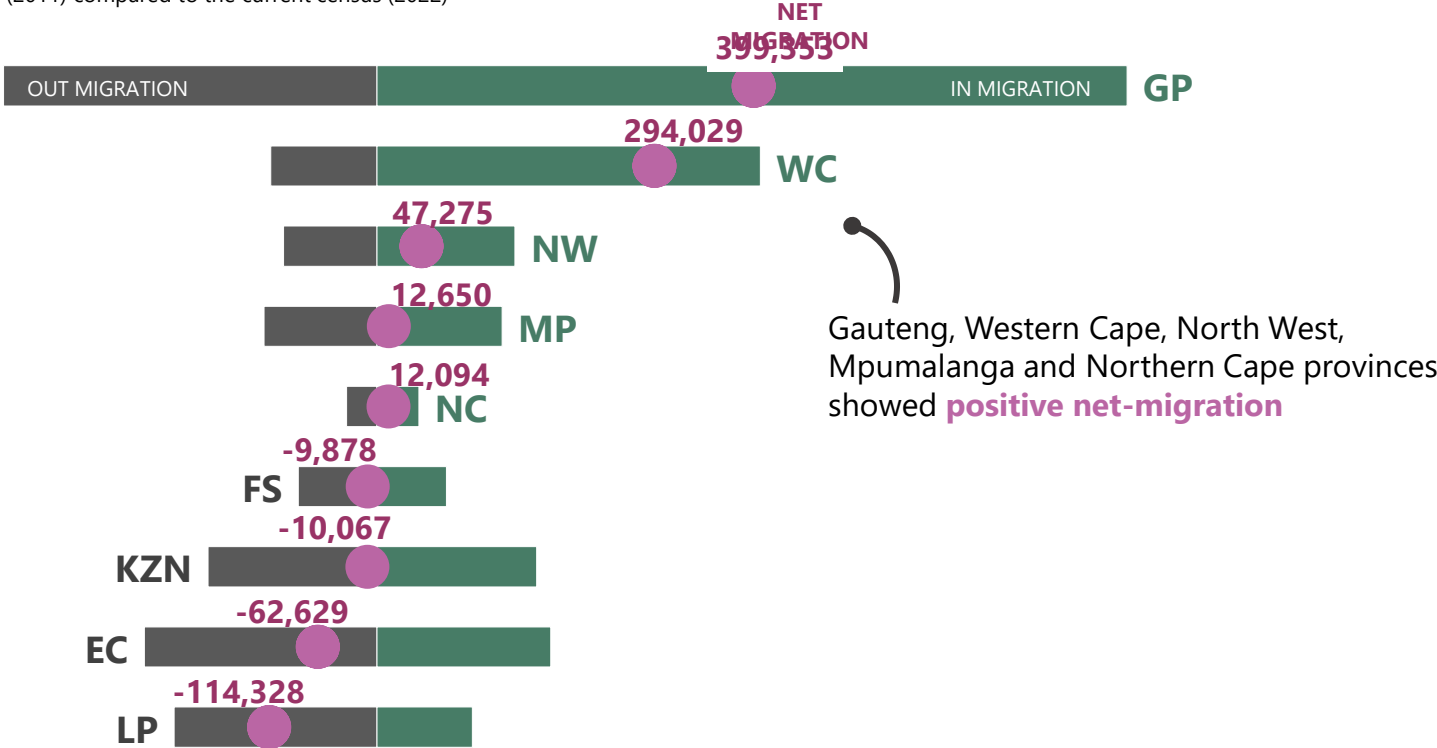
# Migration





# Between 2011 and 2022 GP received a net amount of almost 400 000 persons moving into the province


Residence in the previous census (2011) compared to the current census (2022)




# The top two receiving provinces Gauteng and Western Cape show differing migration flows

Residence in the previous census (2011) compared to the current census (2022)

### GP as a destination region

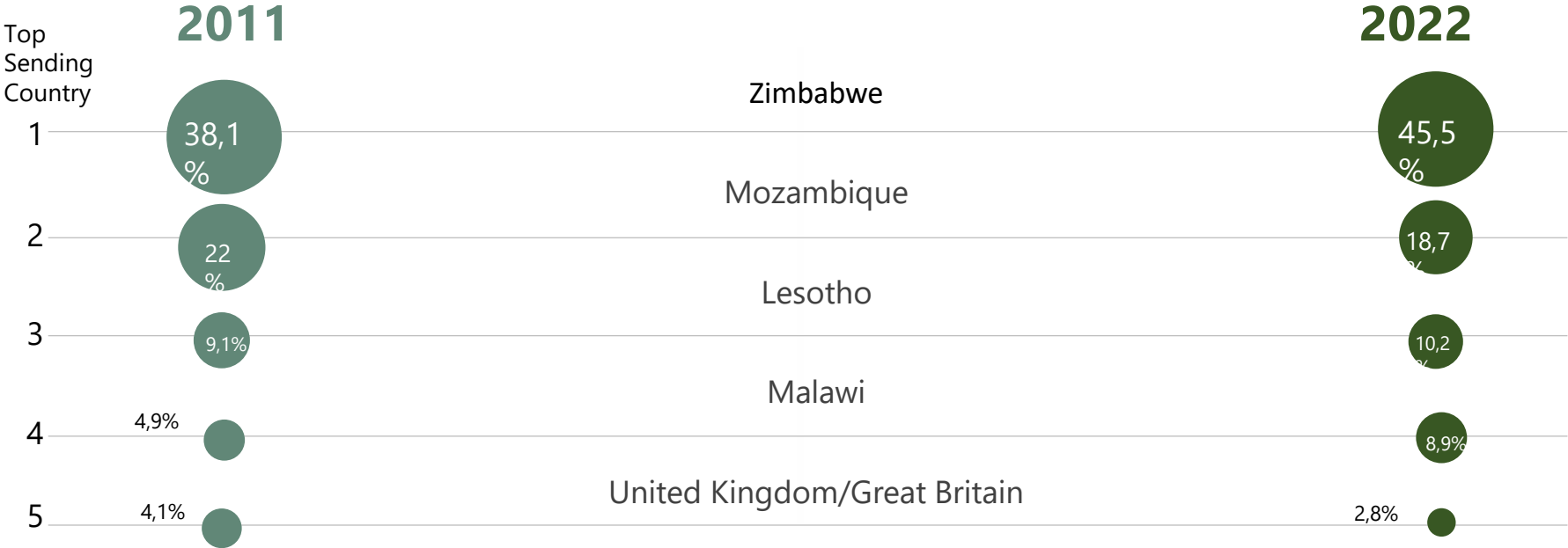


### WC as a destination region




# The top five sending countries remained the same between the two and represent more than 85% of all migrants in 2022

Distribution of top 5 sending countries to South Africa, Census 2011 and 2022

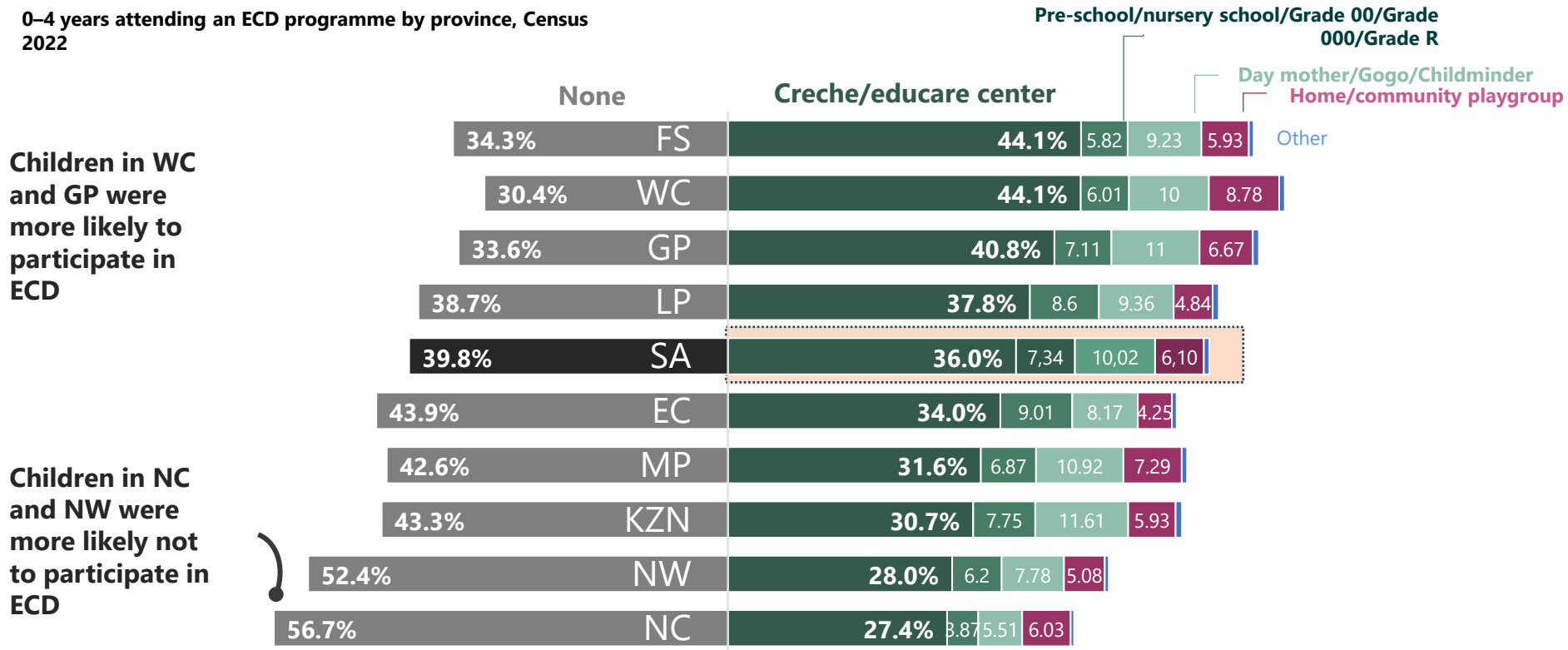


# Education



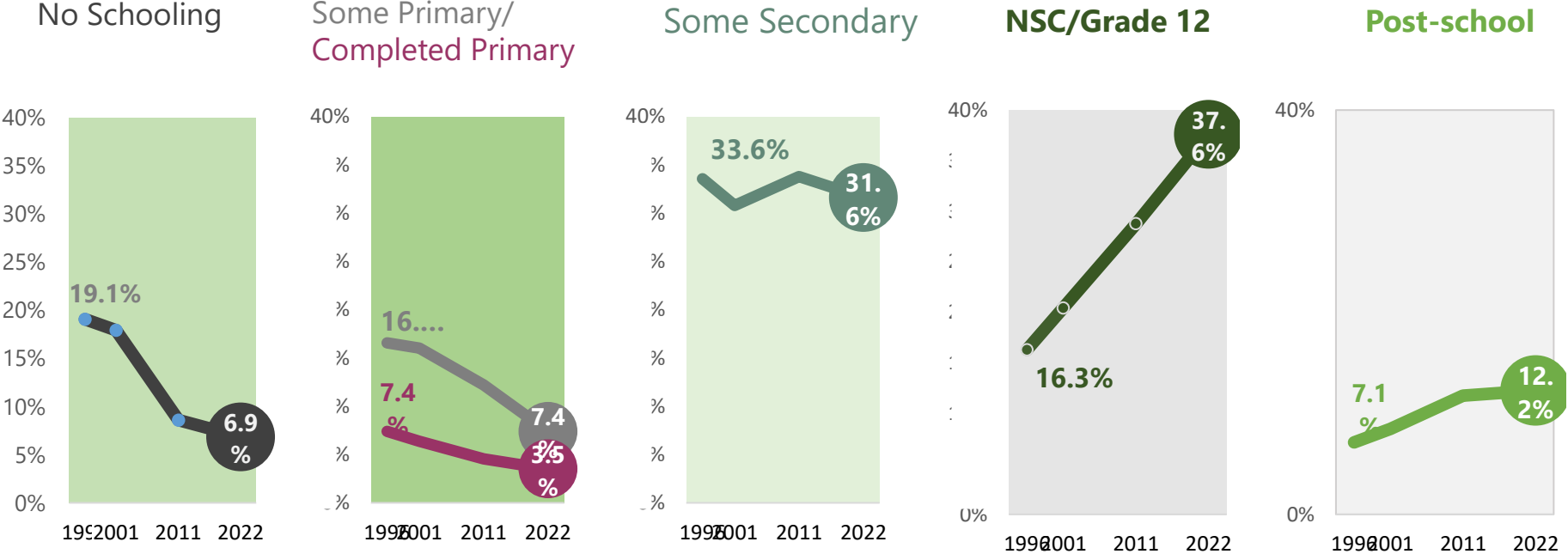
# Six out of ten children aged 0-4 years had access to some form of early childhood development (ECD) program

0-4 years attending an ECD programme by province, Census 2022



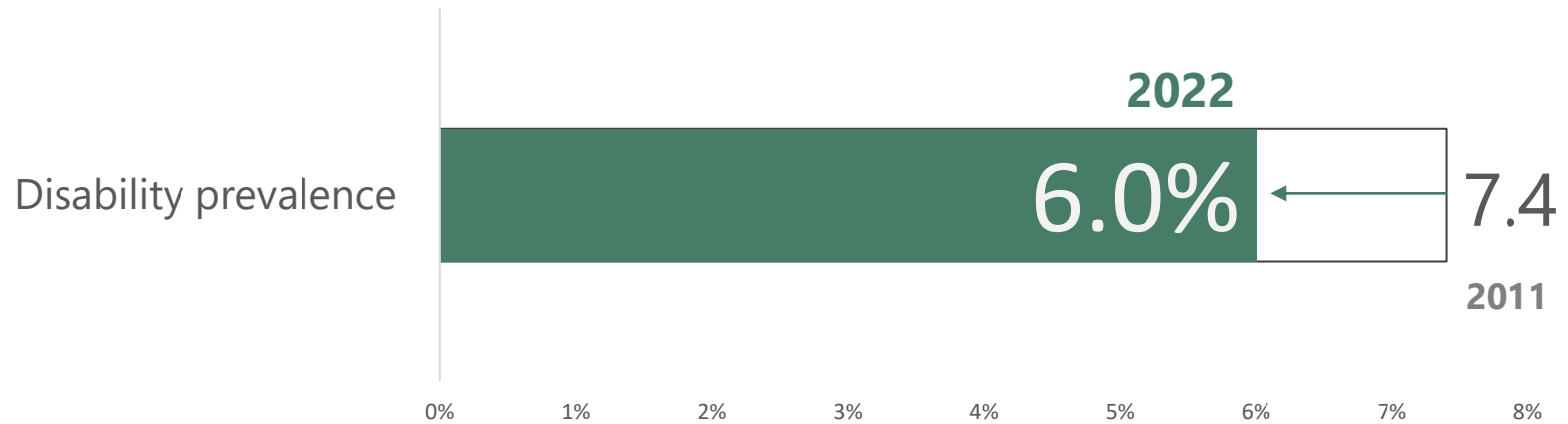
The percentage of **persons aged 20 years and older** who completed secondary education more than doubled from 16,3% in 1996 to 37,6% in 2022

Population aged 20 years and older by educational attainment, Census 1996–2022





# Prevalence of disability has declined from 7,4% to 6,0% between 2011 and 2022

Disability prevalence, Census 2011 and 2022



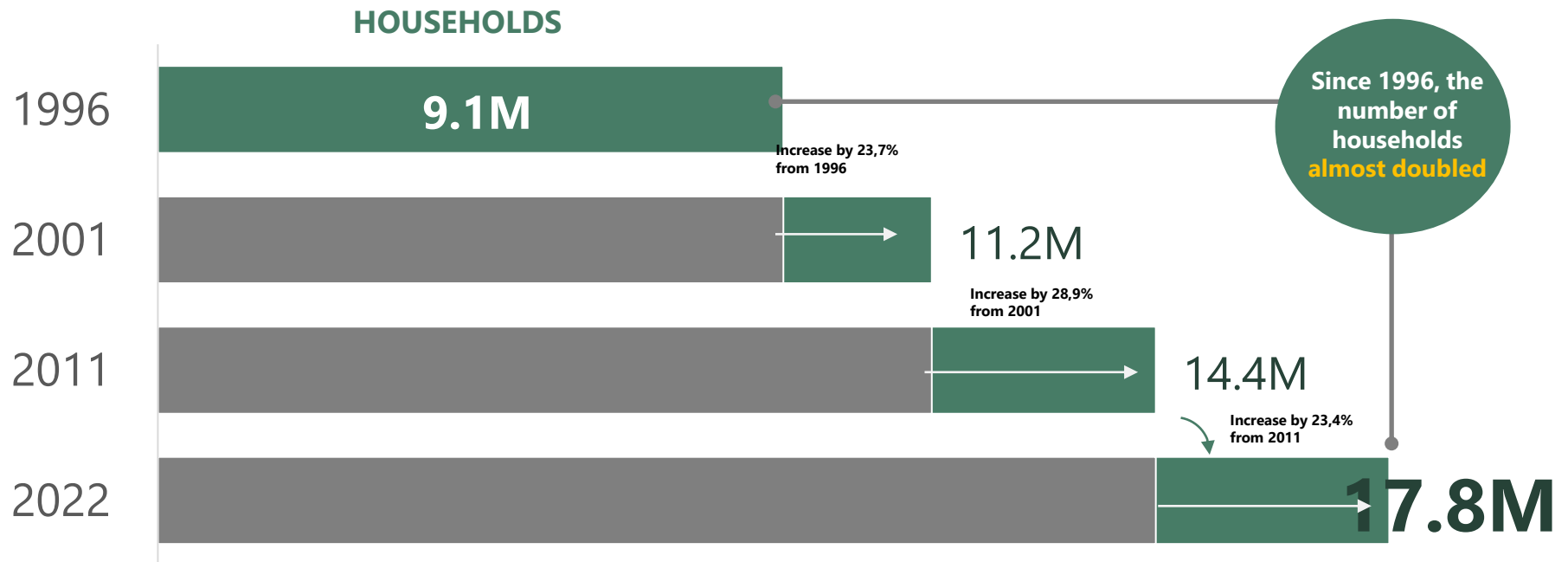
# Housing and Households



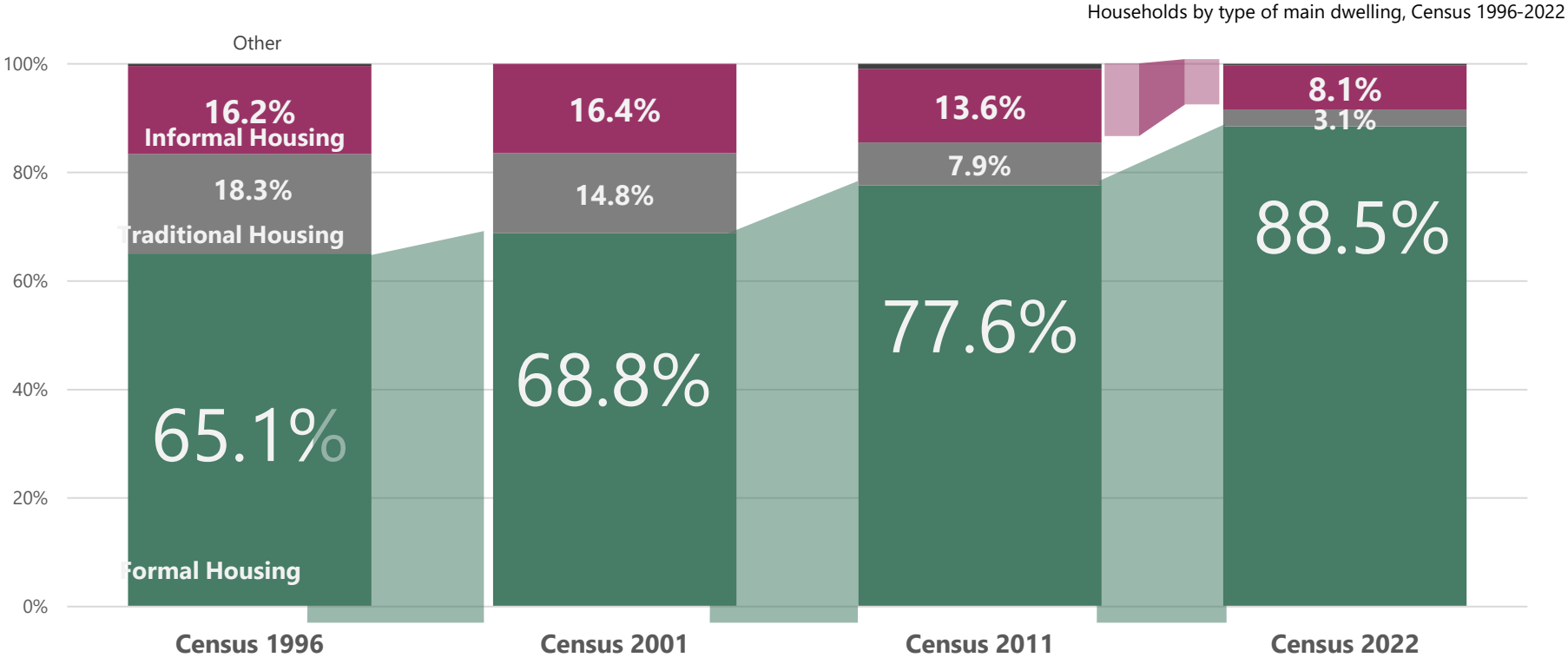


# 17,8 million households in Census 2022

Households Census 1996–2022



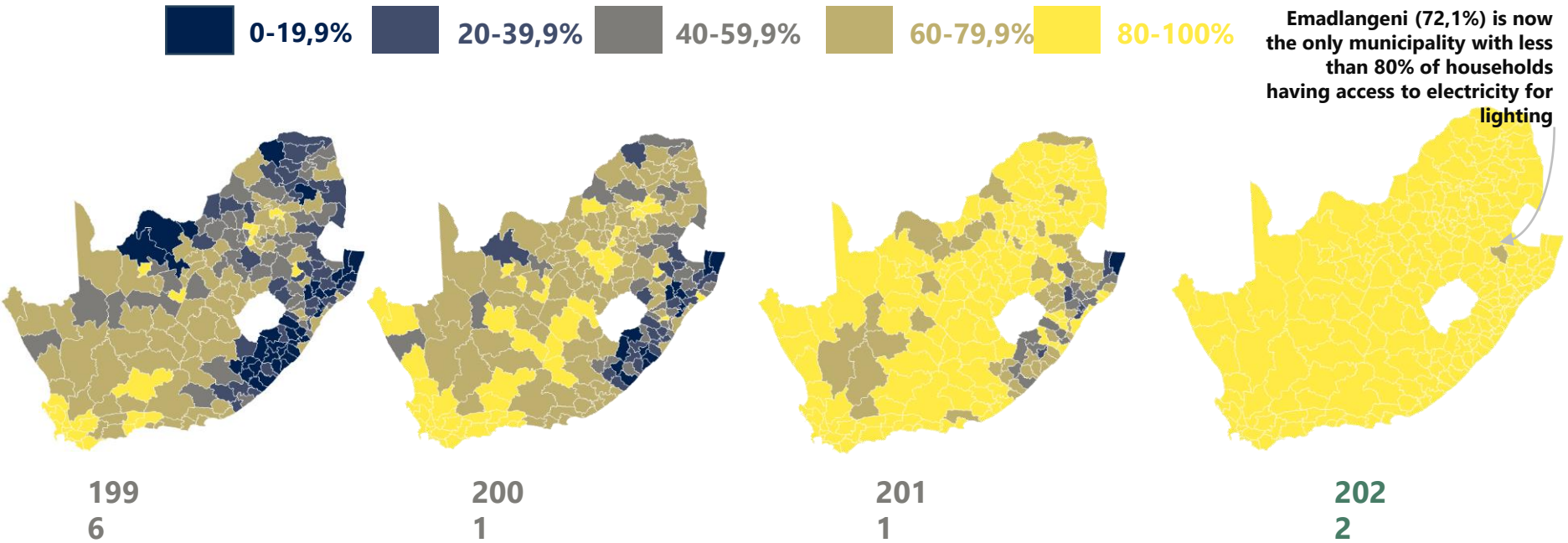
# Households that resided in formal dwellings increased sharply from **65,1% in 1996 to 88,5% in 2022**



# Service Delivery



# Access to electricity for lighting in SA went from 58,1% in 1996 to 94,7% in 2022



Households by access electricity for lighting by municipality, Census 2022

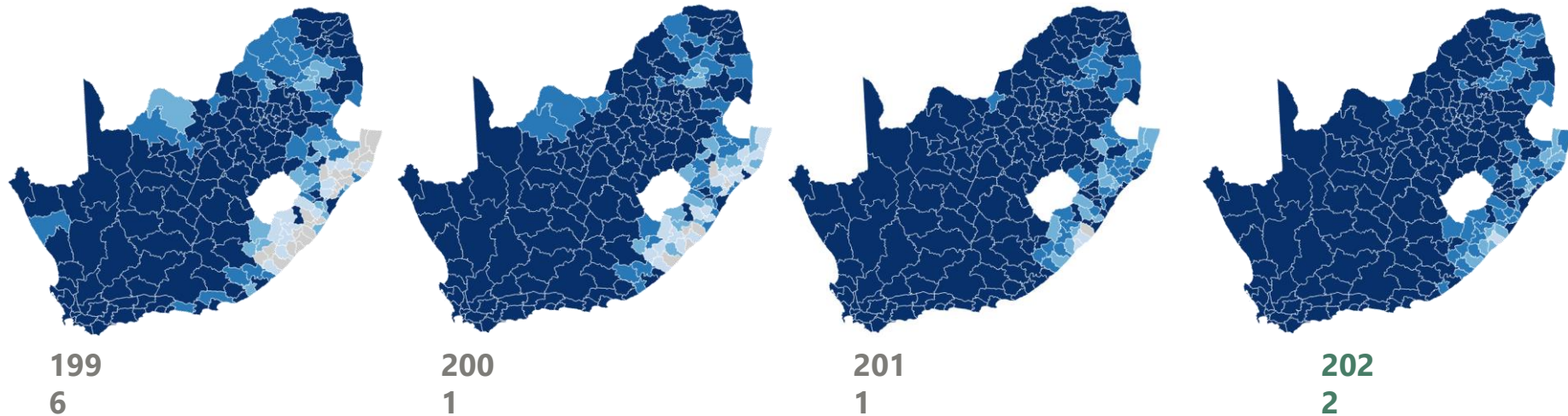
# In 2022, over four-fifths (82,4%) of households in the country had access to piped water either inside their dwelling or inside their yard

Households by access to piped water by municipality, Census 2022

## Percentage access to piped water

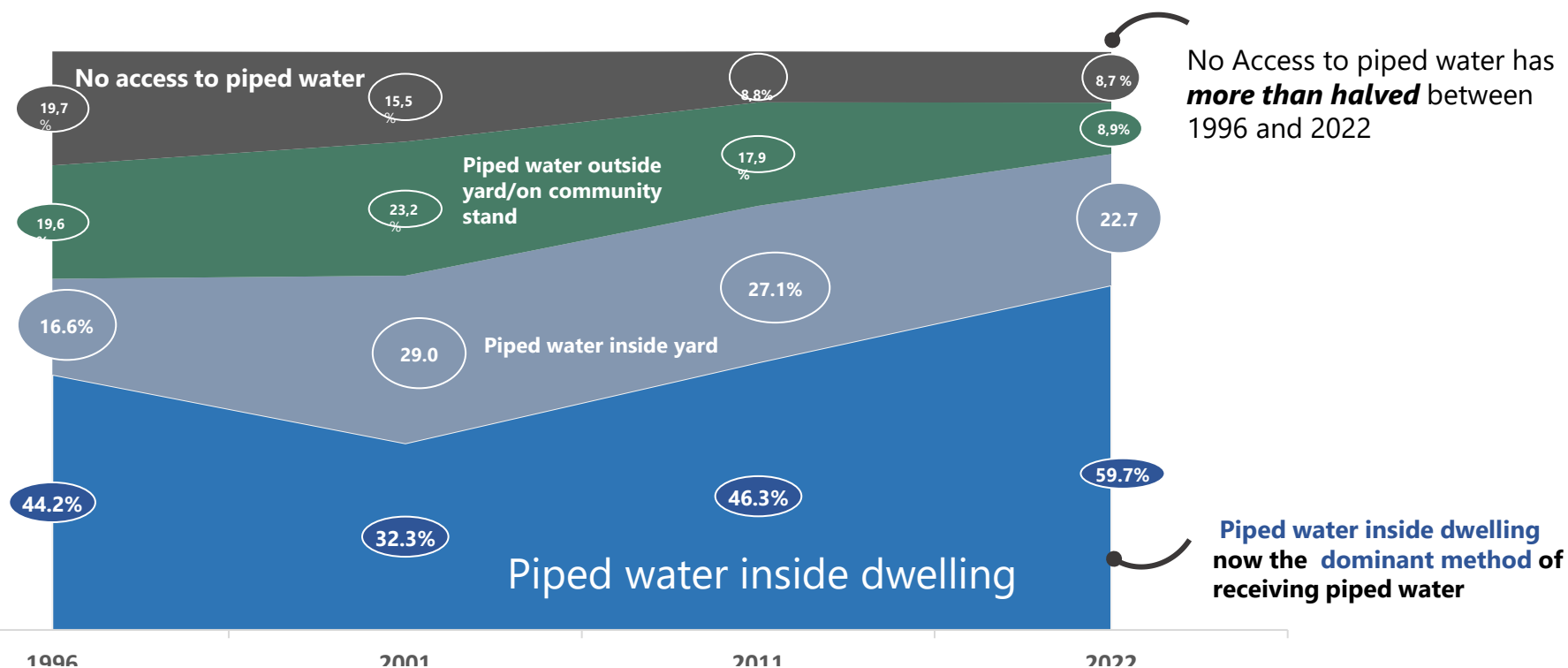


There remains is a sizeable proportion of households in Limpopo (20,5%) and Eastern Cape (19,5%) with no access to piped water.



In 2022, over four-fifths (82,4%) of households in the country had access to piped water either inside their dwelling or inside their yard

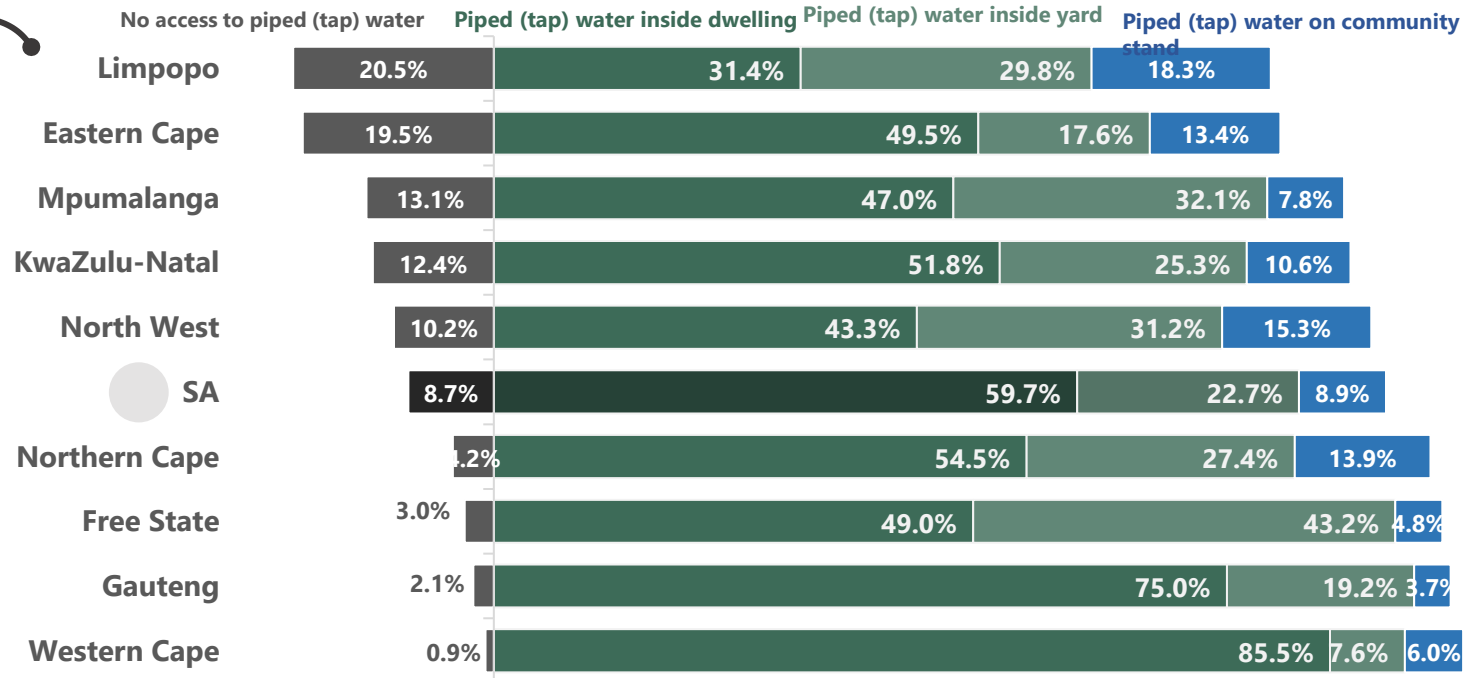
Households by access to piped water, Census 1996-2022



# Over the period 1996-2022, percentage of households with no access to piped water halved (from 19,7% to 8,7%)

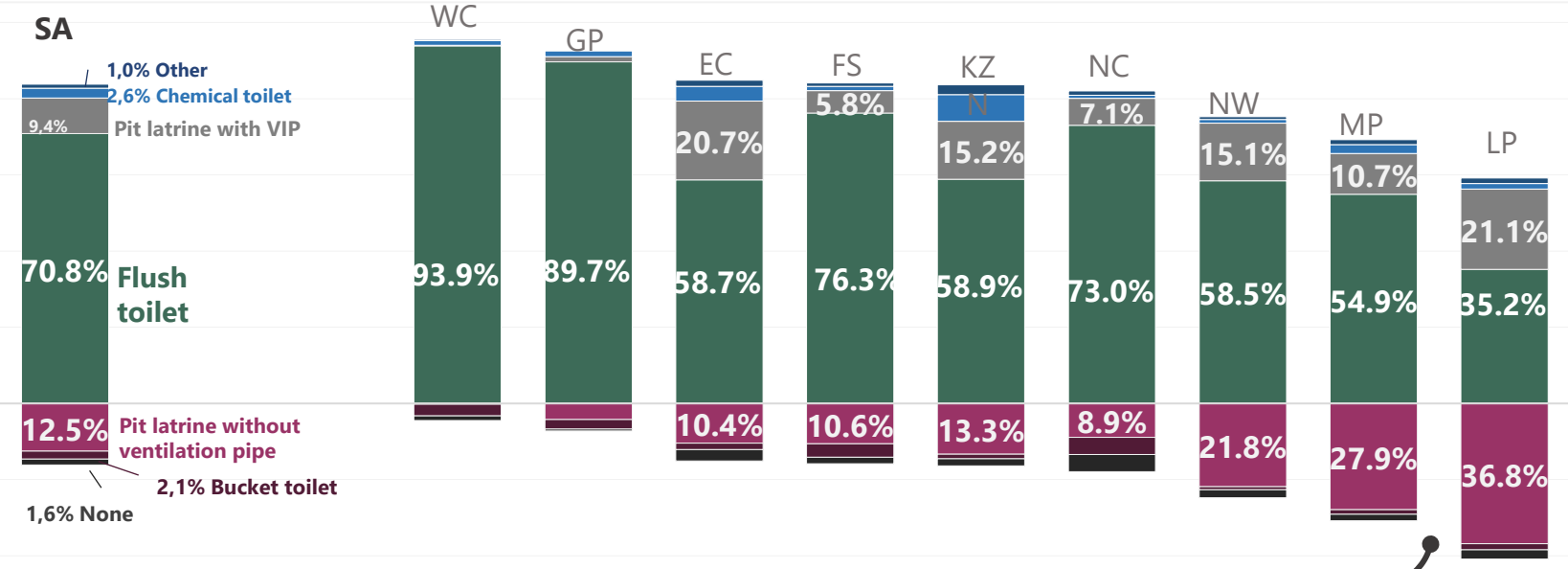
Households by access to piped water, Census 2022

1 in 5 households in Limpopo have no access to piped water



# Households that resided in Western Cape (93,9%) and Gauteng (89,7%) had greater access to flush toilets

Households by type of toilet facility and province, Census 2022

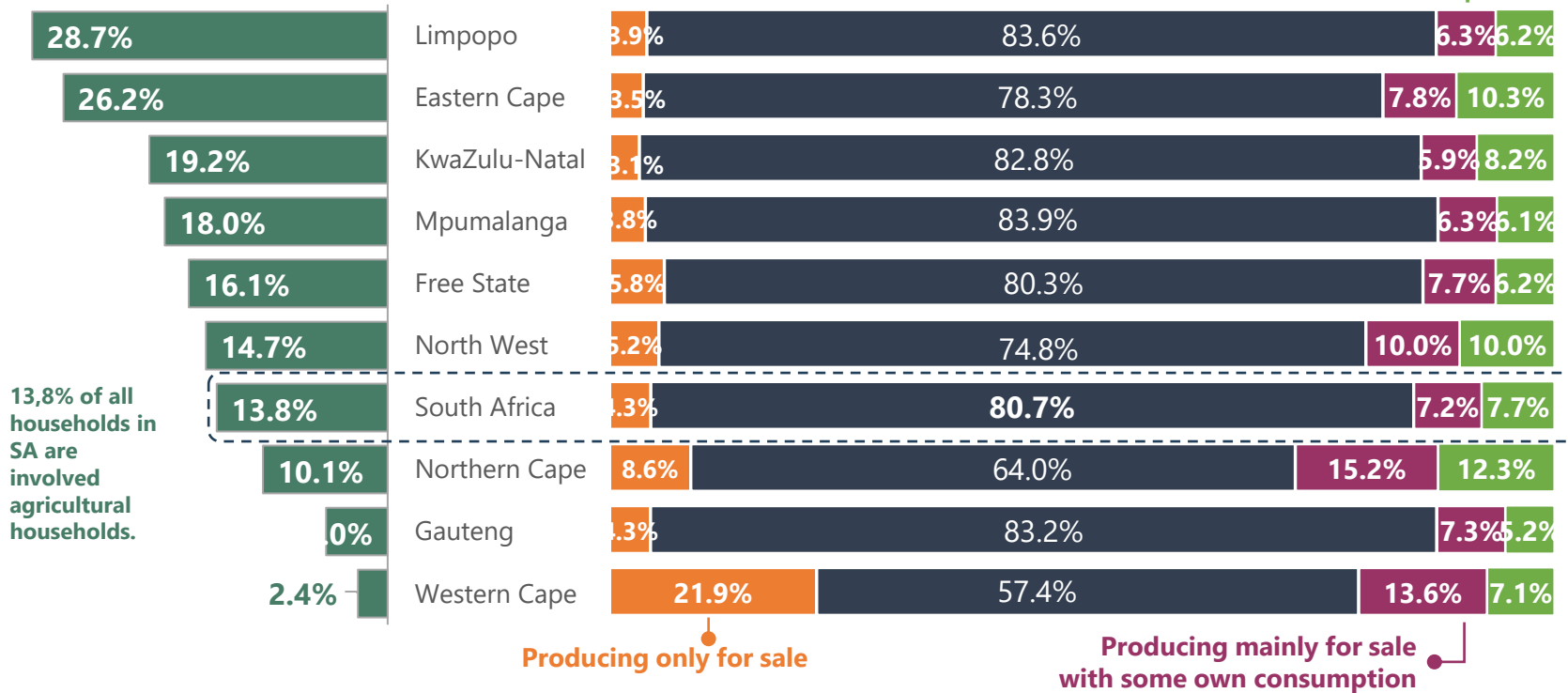


Limpopo had **3 times the amount of pit latrine without ventilation pipe** than the national average



# Most households reported agricultural activity for own consumption

## Households involved in agricultural activities





# Ndzi Hela Kwala



**stats sa**

Department:  
Statistics South Africa  
REPUBLIC OF SOUTH AFRICA

