

Presentation to the Portfolio Committee on Trade, Industry and Competition

CIPC 2021-22 Annual Report and 2022-23 Quarter 1 Report

09 November 2022

Adv. Rory Voller

CIPC Commissioner



Companies and Intellectual
Property Commission

a member of the **dtic** group



TABLE OF CONTENTS

1. Annual report 2021/2022

- a) CIPC focus areas aligned to the joint DTIC KPI's
- b) Annual Performance overview
- c) Service Delivery (Registration statistics)
- d) Enforcement
- e) Client engagement
- f) Intellectual Property(Innovation and Creativity)
- g) CIPC challenges during 2021/2021
- h) Financial Information

2. Quarter one(1) 2022/2023

- a) Highlights
- b) Q1 Performance
- c) Financial Information

CIPC FOCUS AREAS FOR 2021/2022

In support of the Joint-KPIs, the CIPC in particular, focused on the following four areas:

- Building a modern, world class regulator,
- Promoting ease of doing business,
- Strengthening its regulatory capabilities, and
- Leveraging its networks and data to expand its impact and those of third parties, including its collaboration parties.

BUILDING A MODERN, WORLD CLASS REGULATOR

- Obtained a Clean Audit for six(6th) consecutive financial year
- The Learn-i-Biz programme (director e-learning programme) was launched on 18 October 2021, in order to educate new and inexperienced company directors regarding their duties and responsibilities. This platform will capacitate business and potential entrepreneurs with Company law knowledge and improve compliance rate in terms of statutory compliance requirements.
- The CIPC also approved the business case for the development of the Beneficial Ownership Register. Currently, there is no law defining beneficial ownership in South Africa. Amendments to the Financial Intelligence Centre Act, currently under review, include a definition of beneficial owner. According to the draft, 'beneficial owner' in respect of a juristic person, means a natural person who, independently or together with a connected person, directly or indirectly, including through bearer share holdings—
 - (a) owns the juristic person; or
 - (b) exercises effective control of the juristic person;

PROMOTING EASE OF DOING BUSINESS

- The CIPC accelerated its modernisation efforts with the use of 4IR technologies, automating processes and migrating services to new platforms such as BizPortal and New e-services.
- Benefited customers by making it easy to access services and the reduction of time to transact with the CIPC.
- The CIPC met the demand placed on it by its clients on its services through application of its modernisation, and innovation and collaboration strategies, and continuous improvement and operational excellence strategies that are tactical in nature.
- Use of multiple channels, migration to modernised platforms and collaboration with strategic partners contributed to its success.
- Over 90% of filings were processed within the published service delivery turnaround times, further showing an improvement in the average turnaround times.
- This was attested through excellent customer satisfaction scores, call centre – 78%, Facebook and twitter – 78%, and Self Service Centres (SSCs) – 82%.

STRENGTHENING ITS REGULATORY CAPABILITIES

- CIPC continued to strengthen its regulatory capabilities through its substantive search and examination programme .Significant progress has been made in building the patent Substantive Search and Examination (SSE) capability.
- Through virtual methods, the education and awareness programme reached a larger audience. This increases awareness of the CIPC and its partners' services, channels and compliance requirements; increase the protection of local innovation and creativity; as well as build respect for IP, and more importantly the fight against counterfeit goods.

LEVERAGING ITS NETWORKS AND DATA TO EXPAND ITS IMPACT AND THOSE OF THIRD PARTIES, INCLUDING ITS COLLABORATION PARTIES

- The IP for SMME Capacity Development Programme is a national flagship programme spearheaded by the CIPC in partnership WIPO and the National Task Force Team comprised of the dtic, Department of Small Business Development (DSBD), Small Enterprise Development Agency (SEDA), NIPMO, and several research institutions.
- IP for SMME, and the Inventor Assistance Programme make the patent system more accessible to financially under-resourced inventors and small businesses respectively, thus ensuring that there's more inclusivity in the use of the IP system.

ANNUAL PERFORMANCE 2021/2022

1. Annual Report highlights
2. Overall performance
3. Programme Performance overview
4. KPI's not achieved

2021-22 ANNUAL REPORT HIGHLIGHTS

- Clean Audit
- 81% KPI targets achieved
- Organisation re-design ongoing
- Automation and digitisation efforts:
 - Services such as Company Registrations, Co-operatives Registrations and Changes/Amendments have been reduced to **less than a day**.
 - Services such as Annual Returns Filing, AFS filing and Changes are **instant**.
 - Customer satisfaction over 75%
- Strengthening BizPortal and New e-services platforms to further automate CIPC's services and to improve its payment options (card payments)
- The Learn-i-Biz programme (director e-learning programme) was launched on 18 October 2021.
- Beneficial Ownership Register Business Case Approved
- Substantive Search Examination Capabilities
 - Patent examiners trained
 - Implementation of Experiential Learning
- Piloted machine learning through the introduction of a Chatbot which is being enhanced currently

2021-22 ANNUAL REPORT HIGHLIGHTS(CONTINUED)

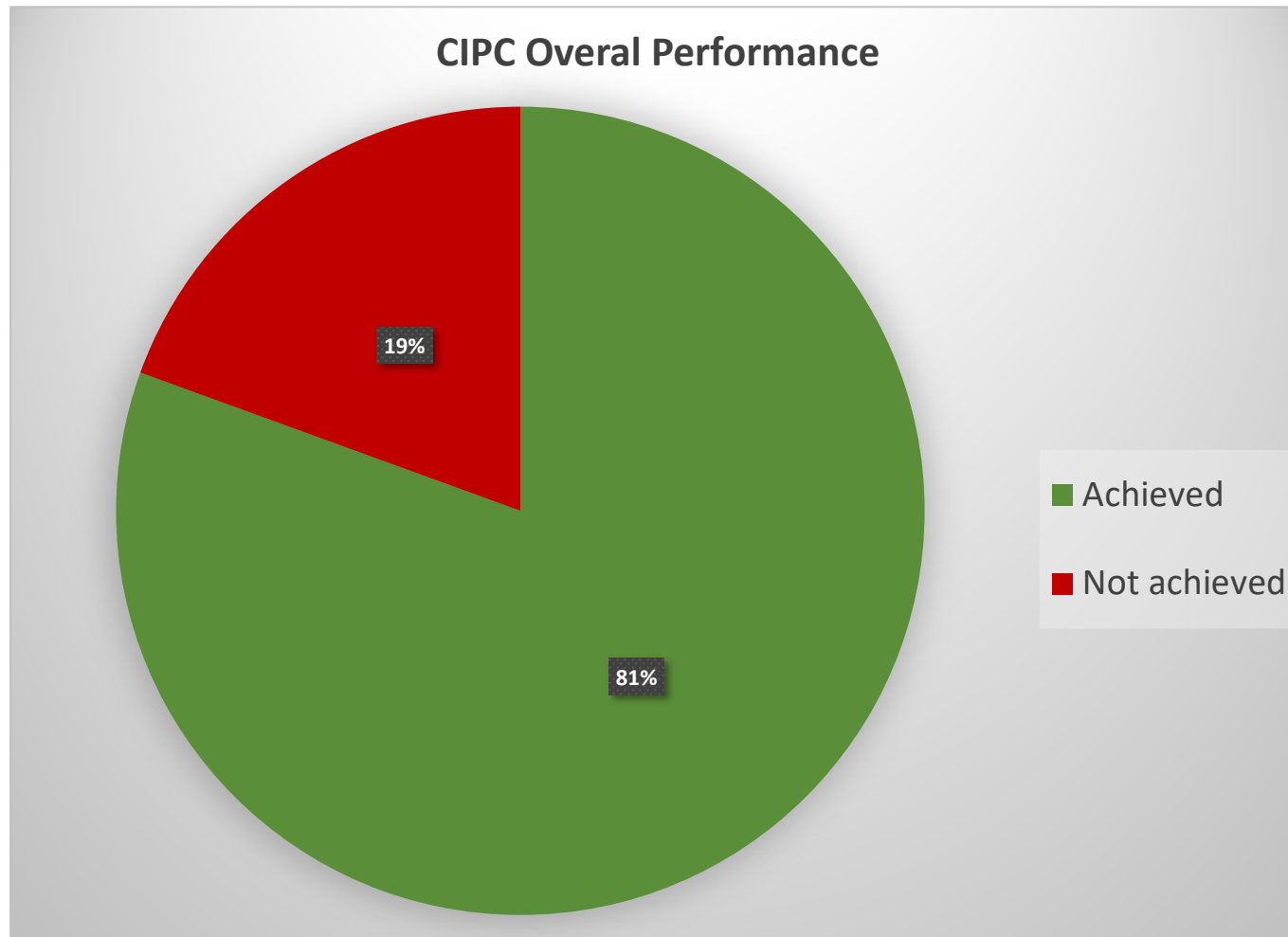
- Implementation of Inventor Assistance Program through collaboration with WIPO – Inventors matched with pro-bono patent attorneys
- Patent Examiner Training through EPO, Swiss SA IP Collaboration, BRICS IP Offices (India and China) and JPO
- 13th BRICS Heads of Intellectual Property (IP) Offices (HIPO) Meeting hosted virtually by India. The IP work stream focuses on leveraging the strategic partnerships to advance IP policy goals; harmonising the IP environment, and supporting the overall BRICS objectives.
- CIPC delivered education and awareness programmes utilising online tools- MS Teams platform, Zoom and Radio
- CIPC in partnership with World Intellectual Property organization successfully hosted and delivered the WIPO SA IP Summer School and Technology Transfer. SMMEs benefited from this developmental programme
- The WIPO SA IP Summer School featured the high schools around Durban which exposed the learners to presentations by IP experts. South Africa was applauded by WIPO for successfully hosting the IP Summer School virtually for the second time

2021-22 ANNUAL REPORT HIGHLIGHTS CONTINUED

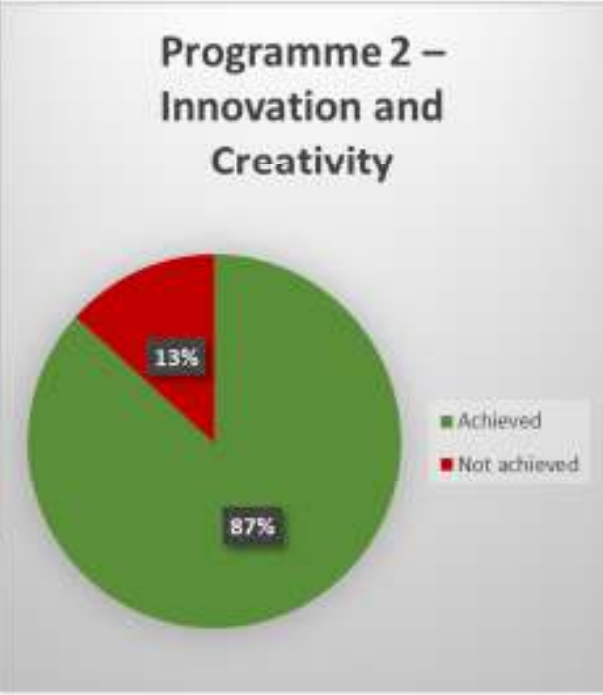
- Collaboration partnerships TRAINING and CAPACITY BUILDING with SAPS, SARS, NPA and other government agencies create an intergrated approach towards IPR enforcement.
- Education and Awareness : improved compliance creating and supports the ease of doing business.
- Partnerships on education and awareness with private sector are maintained and improved in the
 - fast moving consumer goods including alcohol, games and toys
 - pharmaceuticals, and
 - creative industries



OVERALL PERFORMANCE (KPIs)



PROGRAMME PERFORMANCE OVERVIEW



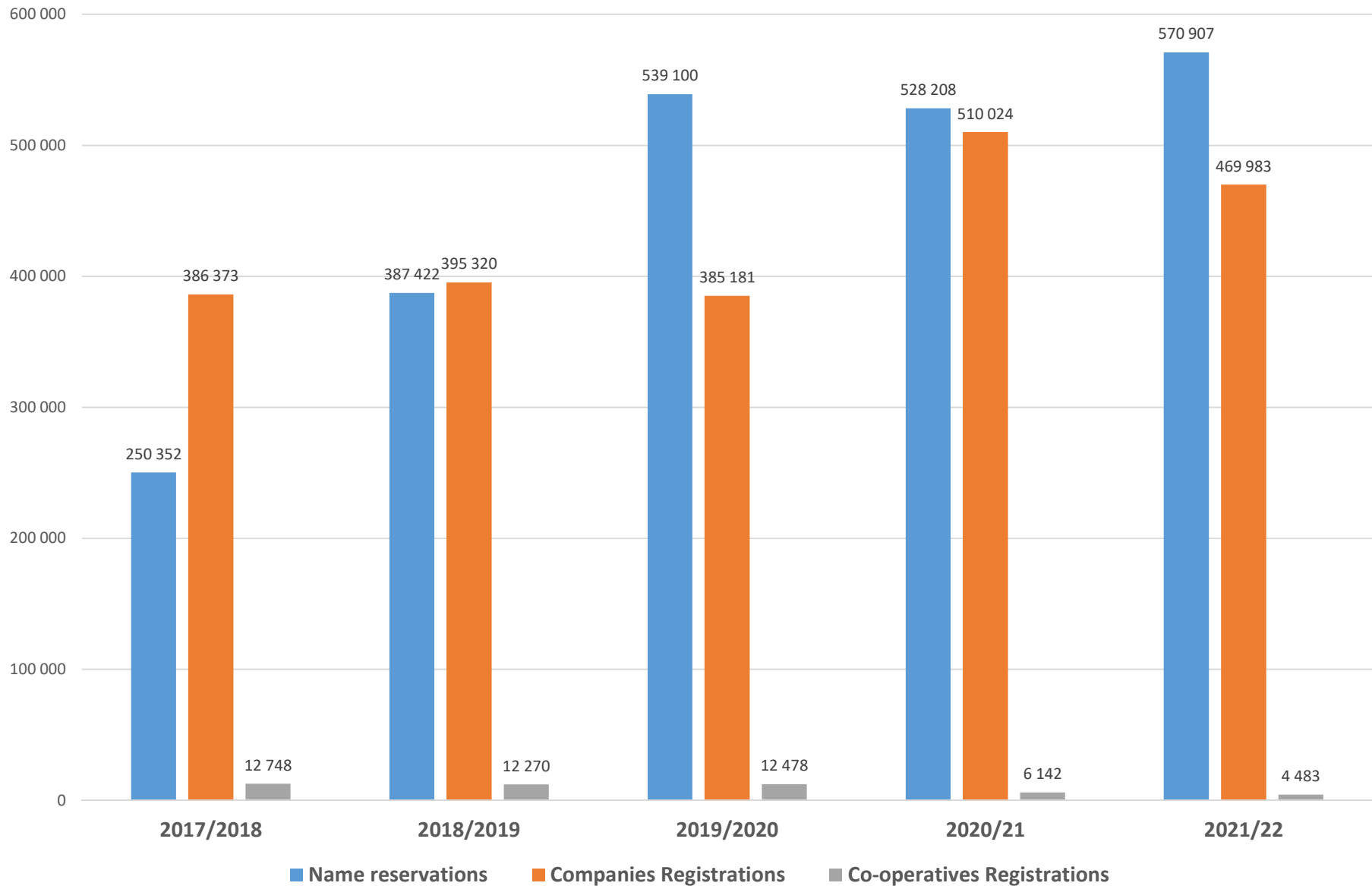
KPIS NOT ACHIEVED

- OD process delayed due to stakeholder consultation process
- K2 migration – organisation optimised other platforms and redirected the use of K2 for internal processes
- Delays in the implementation of the enhanced Bizportal and e-services functionality due to DHA dependencies and resource constraints
- Website slightly underperformed (by 1%) due to data harvesting and potential security threat
- Design registrations under-achieved by 14% as the processes are mainly manual

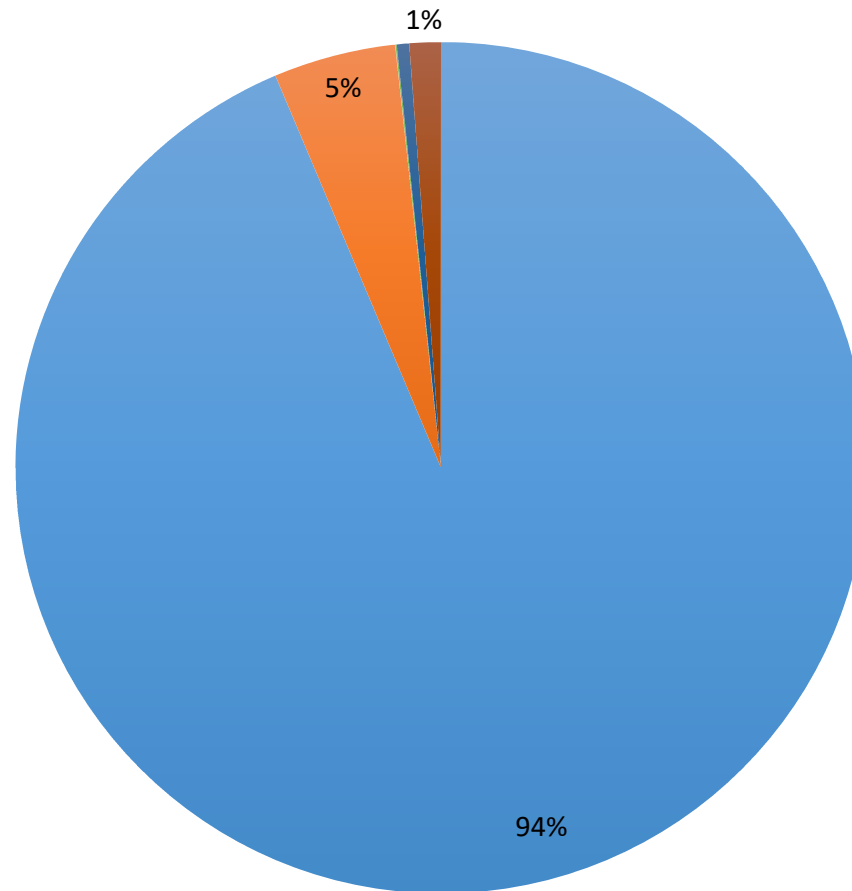
REGISTRATION STATS

1. Corporate registrations
2. Breakdown of companies registered
3. Corporate amendments
4. Trade Marks
5. Business Rescue

CORPORATE REGISTRATIONS

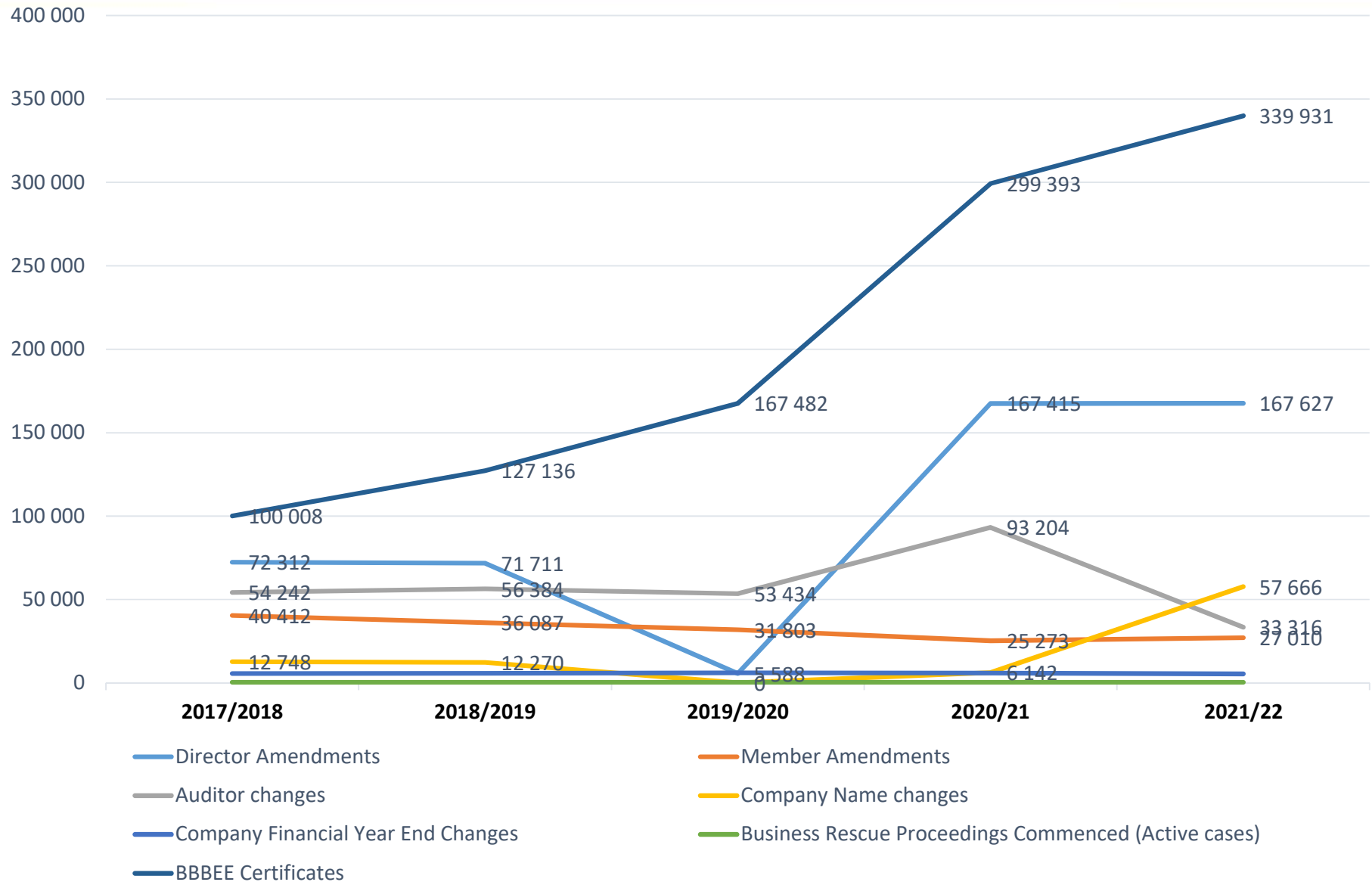


BREAKDOWN OF TYPE OF CORPORATIONS REGISTERED

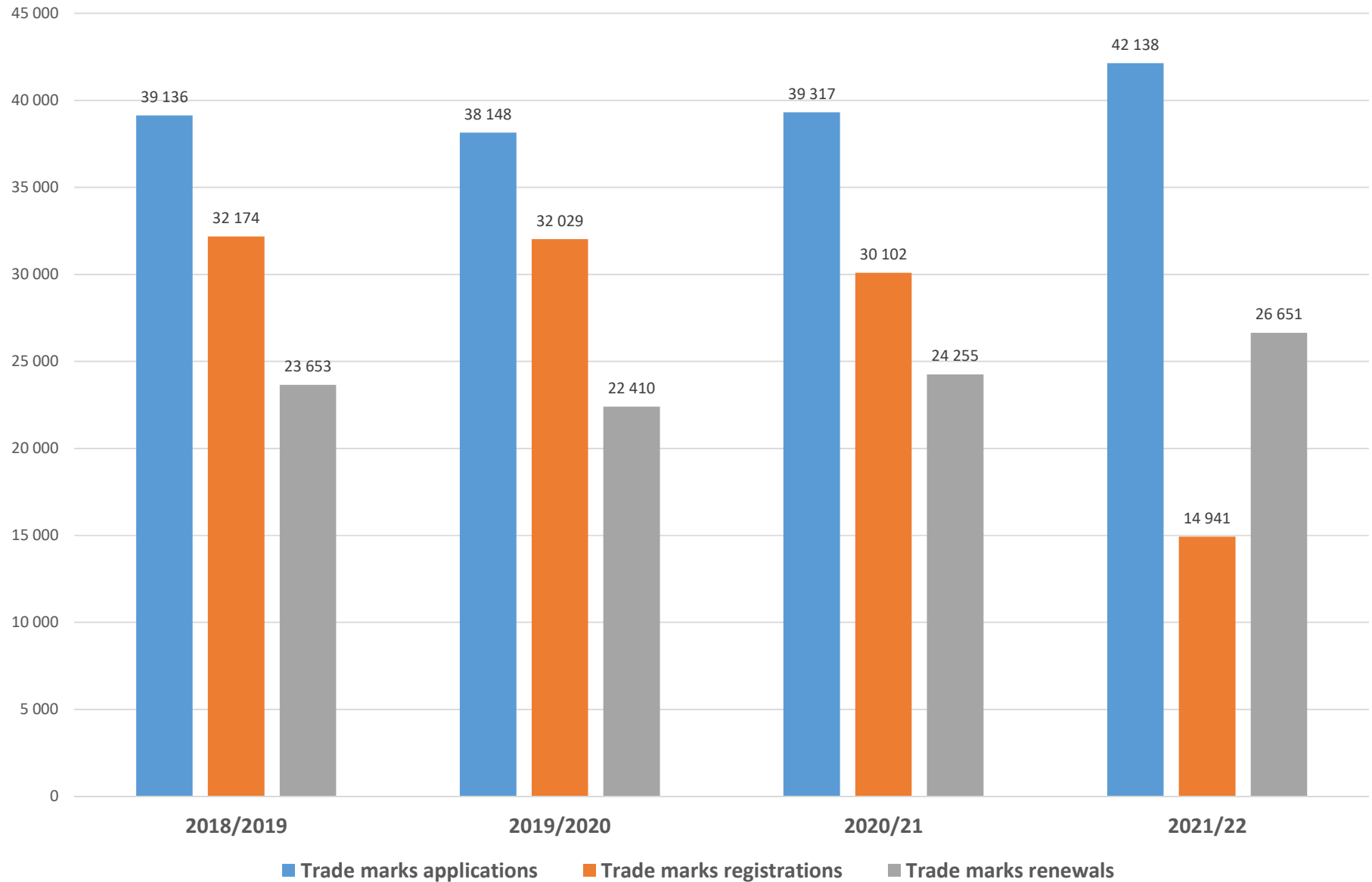


- Private Company
- NPC
- Non Profit External Company
- Public Company
- State Owned Company
- External Company
- Personal Liability Company
- Primary Co-Operatives
- Secondary Co_Ops

CORPORATE AMENDMENTS



TRADE MARKS



BUSINESS RESCUE STATISTICS

Count of Status of BR Proceedings		Status	2011-	2012-	2013-	2014-	2015-	2016-	2017-	2018-	2019-	2020-	2021-	Grand
			2012	2013	2014	2015	2016	2017	2018	2019	2020	2021	2022	Total
Status of Proceedings														
Active			50	113	115	116	146	118	134	145	191	244	296	1668
Liquidation			58	65	73	73	73	50	39	37	30	26	9	533
Nullity			111	28	21	26	24	17	22	32	15	6	8	310
Set aside			2	5	6	4		3	2	5	3	2		32
Substantial			85	109	105	101	88	75	61	52	70	47	8	801
Termination			77	120	89	93	150	112	104	78	64	48	26	961
Grand Total			383	440	409	413	481	375	362	349	373	373	347	4305

Active = matters which successfully commenced and which have not ended.

Termination = matters which successfully commenced and which ended by the filing of a termination notice.

Substantial = matters which successfully commenced and which ended by the filing of a substantial notice.

Liquidation = matters which successfully commenced and which ended by a liquidation court order or application. Ending by a liquidation application occurred predominantly in the beginning years of business rescue and now it is only direct court orders for liquidation.

Set aside = matters which successfully commenced and which the court has set aside the proceedings without commencing liquidation.

Nullity = matters became a nullity for reasons stated in section 129 namely no BRP appointed, no notice or preceding liquidation.

ENFORCEMENT

- XBRL progress
- Annual Financial Statements (AFS) and Financial Accountability Supplements (FAS)
- High profile cases
- Prospectuses

XBRL PROGRESS



4-YEAR HIGHLIGHTS

1 APR. 18* - 31 MAR. '22

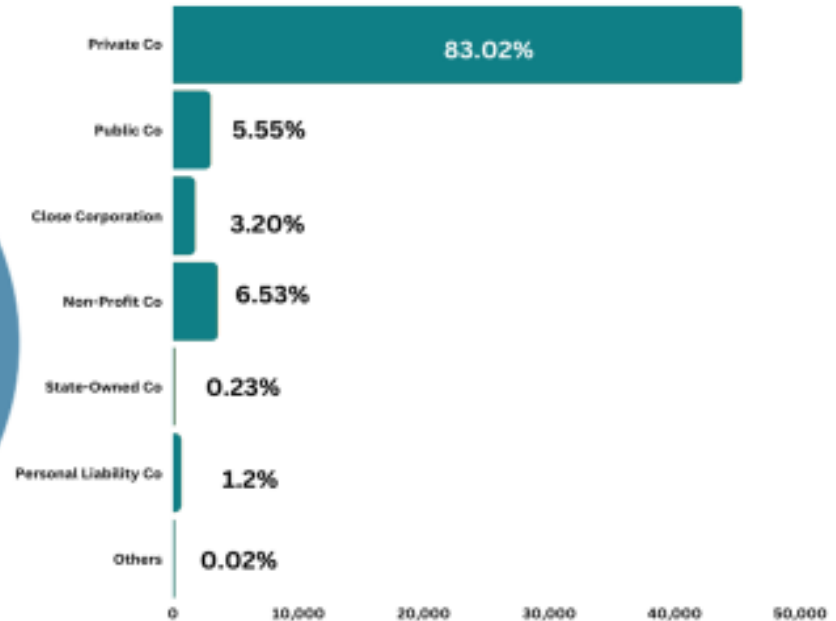
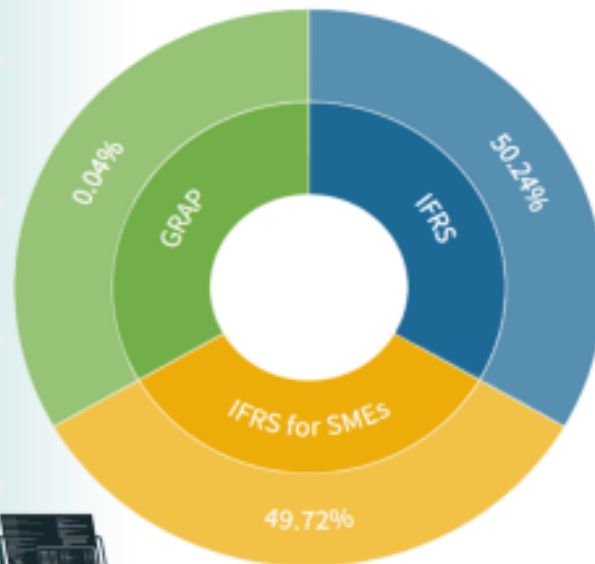


MONTHLY AVERAGE
 \bar{x} 1 183

Σ 53 253
 TOTAL FILINGS

QUARTERLY AVERAGE
 3 549

ANNUAL FILINGS



* XBRL was only rolled-out on 1 July '18

ANNUAL FINANCIAL STATEMENTS & FINANCIAL ACCOUNTABILITY SUPPLEMENTS

Statistics	Description
Quarter 1	
4059	Annual Financial statements received
199	Annual financial statements reviewed
0	Pro-active investigations
Quarter 2	
4286	Annual Financial statements received
180	Annual financial statements reviewed
179	Pro-active investigations
Quarter 3	
3684	Annual Financial statements received
162	Annual financial statements reviewed
0	Pro-active investigations
Quarter 4	
3707	Annual Financial statements received
179	Annual financial statements reviewed
227	Pro-active investigations

HIGH PROFILE INVESTIGATIONS

High Impact Cases

Quarter 1

South African Post Office SOC

Communicare NPC

Denel SOC

Attacq Ltd

Quarter 2

Cipla Medpro South Africa

Medpro Pharmaceutica

Quarter 3

Nova Propgrow Group Holdings

Young Women's Business Network (YWBN)

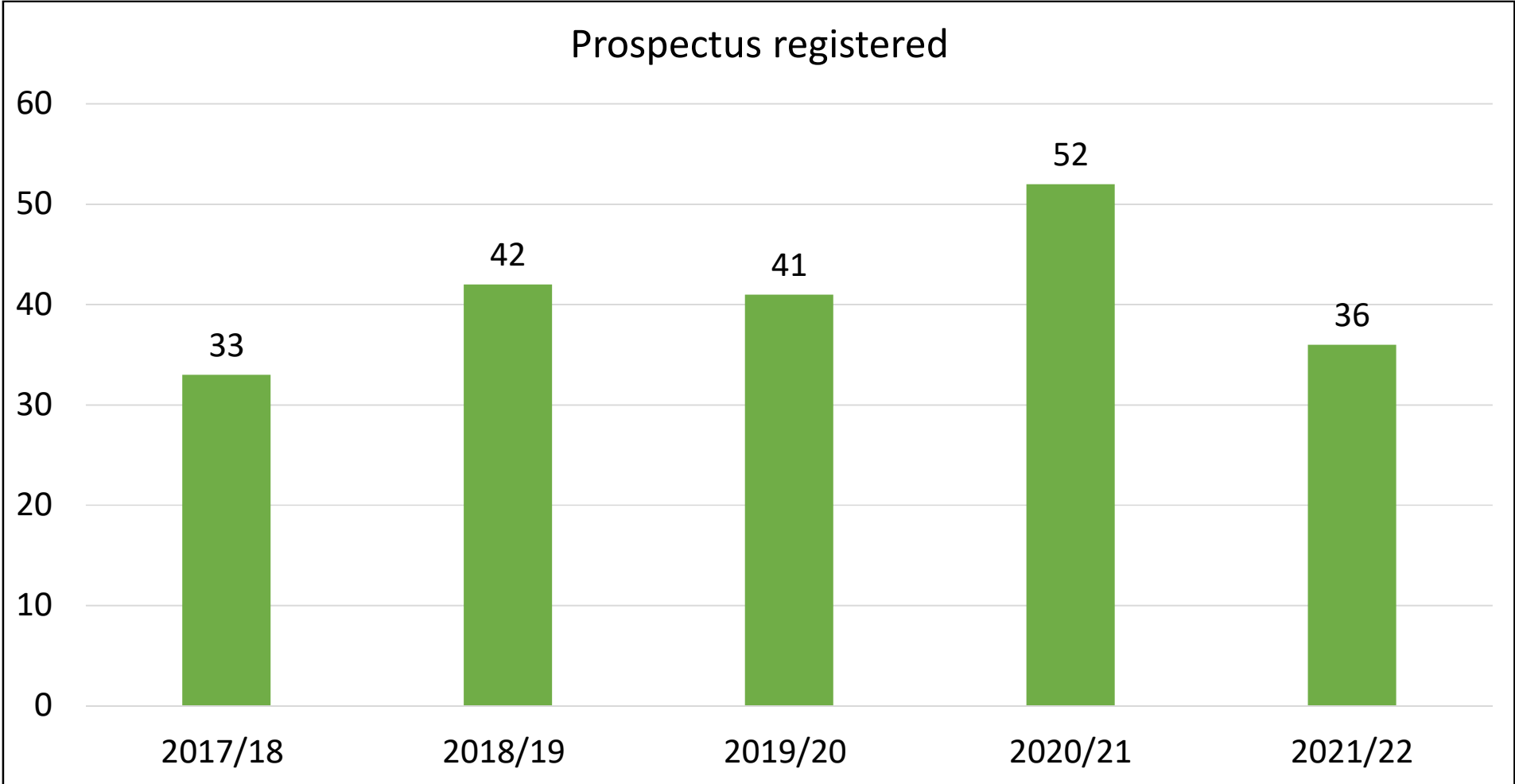
Quarter 4

Eureka Beperk

Agilitee Pty Ltd

GUD Holdings Pty Ltd

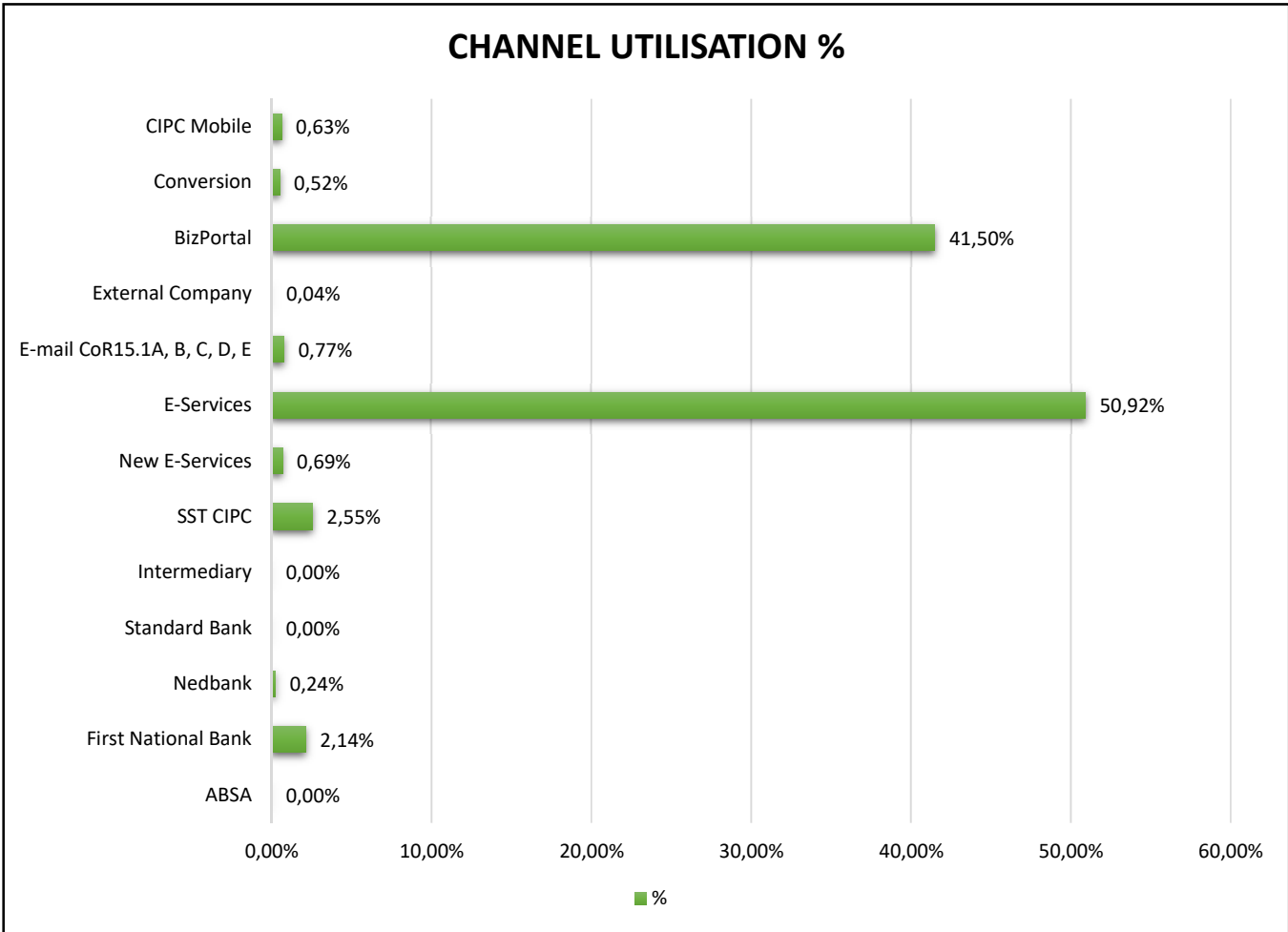
PROSPECTUSES REGISTERED



CLIENT ENGAGEMENT

- Channel utilisation
- Queries through non contact platforms
- Partner sites
- Disclosure

CHANNEL UTILISATION



QUERY RESOLUTION CHANNELS

Platform	Number	Quarter 1	Quarter 2	Quarter 3	Quarter 4
Call centre	Calls received	28 580	26 255	25 820	38 141
Query Resolution System	Queries received	38 561	45 585	36 393	50 356
	Queries closed	37 092	43 287	38 223	49 456
	Queries closed within 10 days	33 144 (89%)	39 938 (93%)	34 938 (91%)	46 999 (95%)
Facebook	Queries received	20 137	22 688	18485	19 572
Twitter	Queries received	7 471	7 073	4098	3 088

PARTNER SITES

Province	Partner
Gauteng	Gauteng Department of Economic Development (GDED)
Gauteng	InvestSA Gauteng Growth and Development Agency (GCDA)
Gauteng	Transnet Enterprise Development Hub in Johannesburg,
North West	North West Development Corporation (NWDC),
North West	Orbit TVET College in Rustenburg
KwaZulu-Natal	Trade and Investment KwaZulu-Natal (TIKZN),
KwaZulu-Natal	KwaZulu-Natal Department of Economic Development, Tourism and Environmental Affairs (KZN DEDTE)
KwaZulu-Natal	Transnet Mega Hub in Richards Bay
Western Cape	West Coast Business Development Centre (WCBDC),
Western Cape	InvestSA in the Western Cape
Northern Cape	Northern Cape Department of Economic Development and Tourism (NDEDT)
Free State	Free State Development Corporation(FDC)
Limpopo	Limpopo Economic Development Agency (LEDA)
Mpumalanga	Mpumalanga Department of Economic Development and Tourism (MDEDT)
Eastern Cape	Eastern Cape Department of Economic Development, Environmental Affairs and Tourism (DEDEAT).

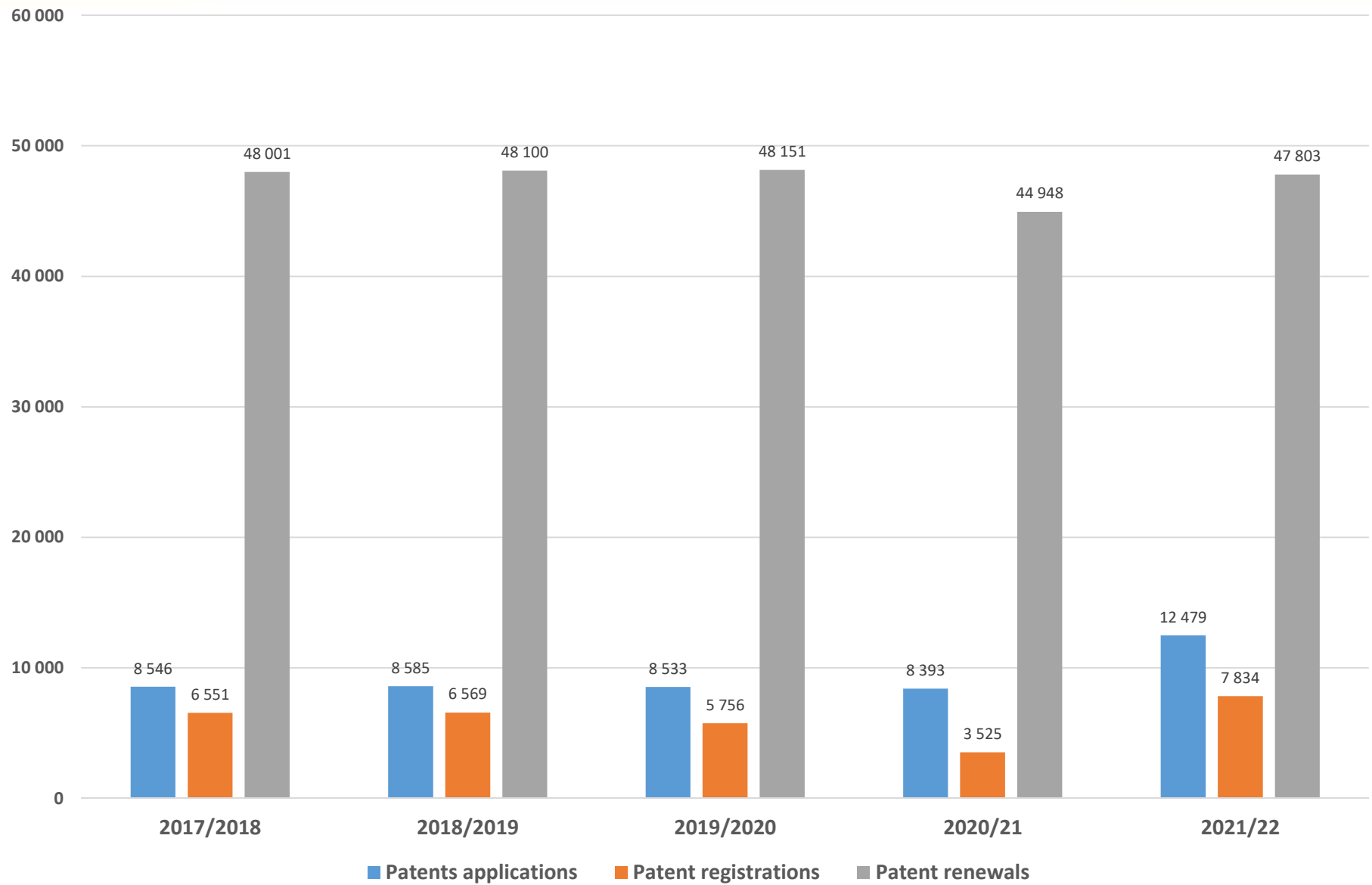
DISCLOSURE

	Q1	Q2	Q3	Q4
Disclosure Request received	3916	4184	4206	4718
Disclosure Request Completed	3826	4537	4260	4586
Disclosure Transaction Billed	2646	2355	1705	2420
Escalated tickets resolved by Managers	575	0	36	45

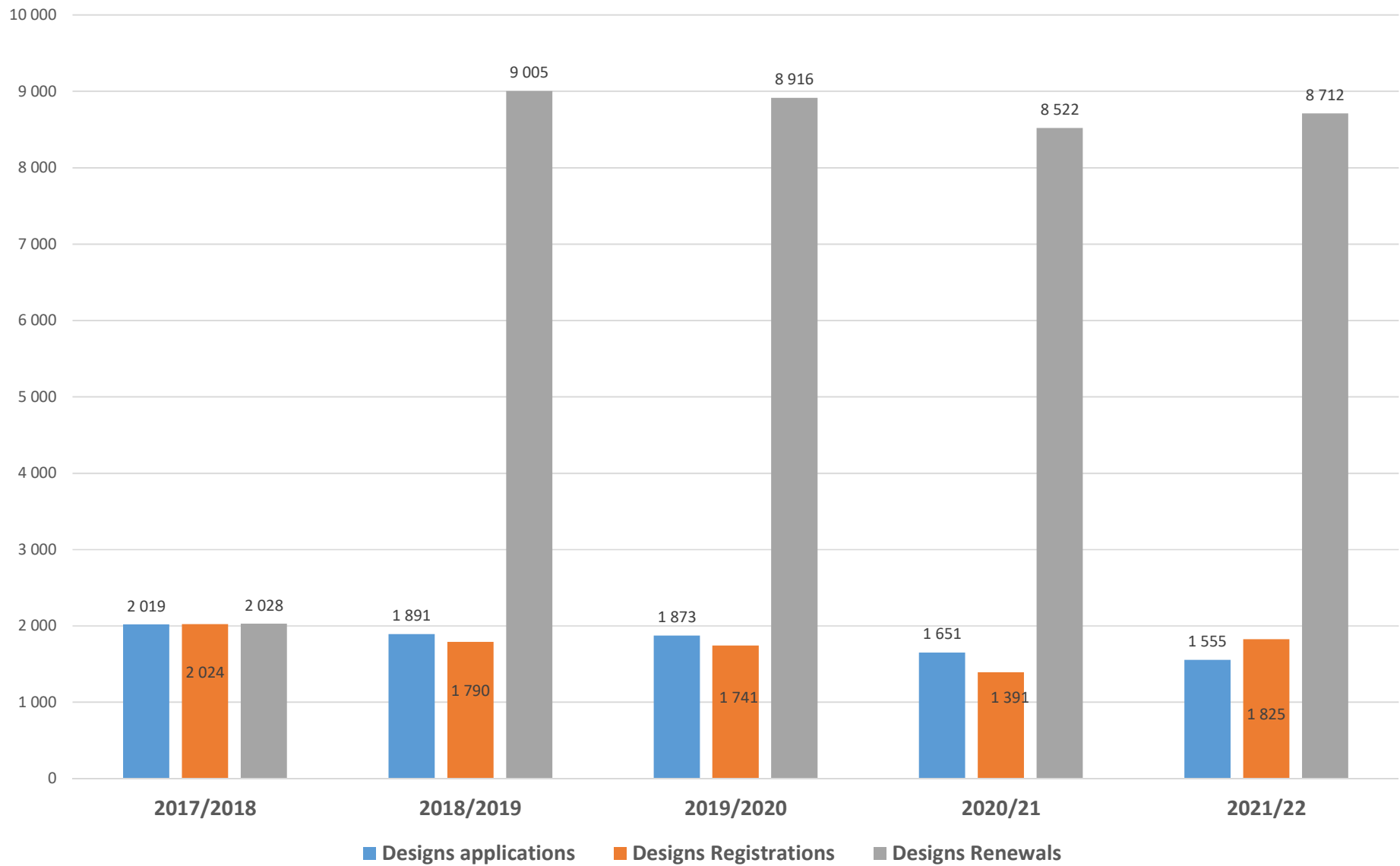
INTELLECTUAL PROPERTY (INNOVATION AND CREATIVITY)

1. Registration statistics
 - a) Patents and Designs
 - b) Copyright in film application
2. Patents and Design highlights
3. Strategic partners

PATENTS



DESIGNS



STRATEGIC PARTNERS IN IP



the dtic

Department:
Trade, Industry and Competition
REPUBLIC OF SOUTH AFRICA



**science
& technology**

Department:
Science and Technology
REPUBLIC OF SOUTH AFRICA



Companies and Intellectual
Property Commission
a member of the dtic group



SMALL ENTERPRISE DEVELOPMENT AGENCY

an agency of the dsbd



**small business
development**

Department:
Small Business Development
REPUBLIC OF SOUTH AFRICA

TARGET AUDIENCE

- In the past financial year, the following target audiences benefited:
 - Tertiary Institutions across the country (Universities and Tevet Colleges)
 - High Schools learners
 - Small Medium Enterprises (SMEs) and individual entrepreneurs
 - Film Commissions in the provinces (Gauteng and KwaZulu-Natal and Durban Film Office)
 - African continent through WIPO SA IP Summer School
 - Public at large through community based structures
 - CIPC staff through internal workshops on intellectual property
 - Four collecting societies benefited from three workshops hosted by CIPC and the Swiss IP office

COLLECTING SOCIETIES

- One of the **key regulatory function** of CIPC is to approve Distribution Plans from both IMPRA and SAMPRA
- The Distribution Plan shall be based on the data of usage of music repertoire played and consumed by users and shall identify all performers and record producers whose music repertoire were played to reflect actual use
- CIPC has been performing the after distribution audit (by an independent audit firm) to ensure that performers and record producers are paid per actual use and also to ensure that collecting societies only deduct 20% admin costs as permitted by the Regulations on Collecting Societies
- In the last three years CIPC noticed better collection of royalty by SAMPRA
- Regular meetings are held with the two collecting societies to encourage compliance and also provide direction of how such compliance can be done
- During this financial year three workshops in partnership with Swiss IP Office were held to build capacity to the collecting societies

CIPC CHALLENGES DURING 2021/2022

- **Data security breach** - System problems and an attempted security breach posed a risk to data in the CIPC registers. However, swift action resulted in unsuccessful attempts to hack data. All staff are since the occurrence in the second quarter of the previous financial year undergoing stringent
- **Dependency on DHA** for all transactional services – DHA downtime = CIPC downtime; mitigation involves building a fail-over solution



FINANCIAL INFORMATION

REPORT OF THE AUDITOR-GENERAL – 2021/22

Mar-19	Mar-20	Mar-21	Movement
Overall audit opinion			
Clean audit	Clean audit	Clean audit	↔
Financial performance: Surplus for the year (R'000)			
81 582	81 922	122 308	↑
Financial position: Net assets (R'000)			
421 208	503 129	550 637	↑

AUDIT OUTCOME AND FINANCIAL RESULTS

Mar-20	Mar-21	Mar-22	Movement
Overall audit opinion			
Clean audit	Clean audit	Clean audit	↔
Annual financial statements			
Unqualified	Unqualified	Unqualified	↔
Compliance with laws and regulations			
No material findings	No material findings	No material findings	↔
Predetermined objectives (Performance Information)			
Unqualified	Unqualified	Unqualified	↔

ANNUAL FINANCIAL STATEMENTS – 2021/22

Financial Position

Description	Mar-20	Mar-21	Mar-22	Variance (2022 v 2021)	
	R'000	R'000	R'000	R'000	%
Assets					
Non-current assets	64 714	67 214	66 557	(697)	1%
Current assets	610 831	680 417	704 850	24 433	4%
Total Assets	675 545	747 631	771 407	23 776	3%
Total Liabilities	172 416	220 278	256 651	36 373	17%
Net assets	503 129	527 353	514 756	(12 597)	-2%

ANNUAL FINANCIAL STATEMENTS – 2021/22

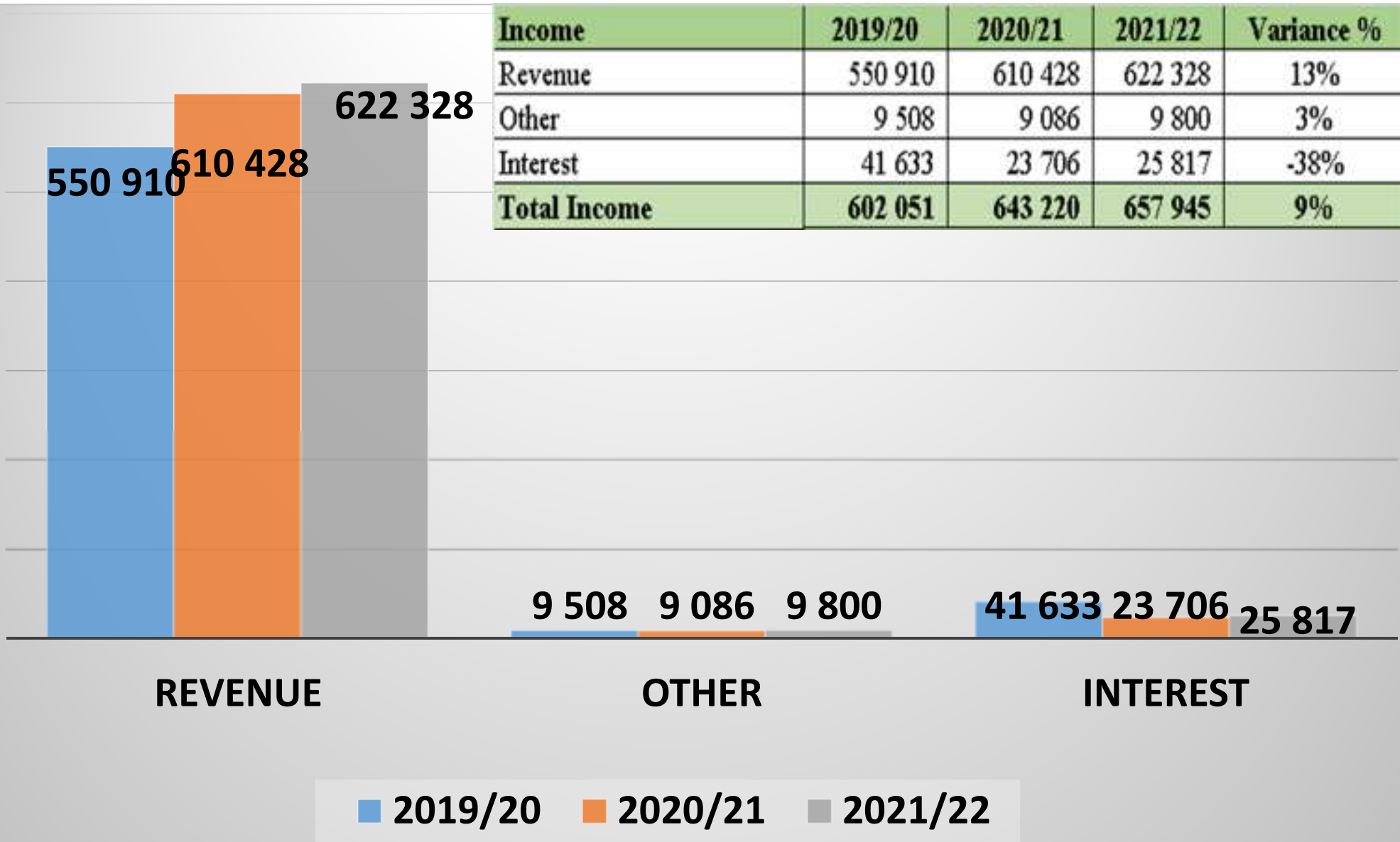
Financial Performance

Description	Mar-20	Mar-21	Mar-22	Variance (2022 v 2021)	
	R'000	R'000	R'000	R'000	%
Total income	602 051	643 220	657 945	14 725	2%
Total expenditure	(520 129)	(523 586)	(543 765)	(20 179)	-4%
Surplus for the year	81 922	119 634	114 180	(5 454)	-5%

OPERATIONAL PERFORMANCE VS BUDGET 2021/22

Description	Total annual budget	Actual	Budget variance	% Variance
	R'000	R'000	R'000	%
Income				
Revenue	640 540	622 328	(18 212)	-3%
Other	389	9 800	9 411	2419%
Interest	23 045	25 817	2 772	12%
Total Income	663 974	657 945	13 117	2%
Expenditure				
Employee costs	426 307	365 244	61 063	14%
Operating expenditure	140 693	140 191	502	0%
Administrative expenditure	39 144	18 189	20 955	5%
Depreciation	22 900	20 141	2 759	12%
Expenditure	629 044	543 765	85 279	14%
Surplus for the period	34 930	114 180	79 250	227%

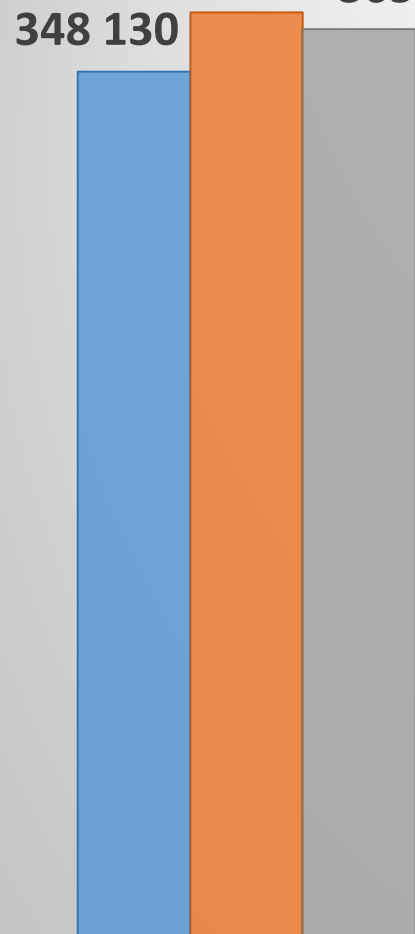
REVENUE TREND MARCH 2020 TO MARCH 2022 R'000



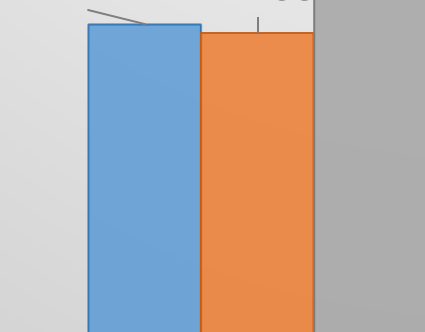
OPERATIONAL EXPENDITURE TREND MARCH 2020 TO MARCH 2022 R'000

■ 2019/20 ■ 2021/21 ■ 2021/22

348 130 371 915 365 244



125 015 121 692 140 191



23 793

9 623

18 189



23 191

20 356

20 141



EMPLOYEE COSTS OPERATING EXPENDITURE ADMINISTRATIVE EXPENDITURE DEPRECIATION


Description	2019/20	2021/21	2021/22	Variance % (2020-2022)
Employee costs	348 130	371 915	365 244	5%
Operating expenditure	125 015	121 692	140 191	12%
Administrative expenditure	23 793	9 623	18 189	-24%
Depreciation	23 191	20 356	20 141	-13%
Total Expenditure	520 129	523 586	543 765	5%



Companies and Intellectual
Property Commission

a member of **the dti** group

2022/23 QUARTER 1 REPORT

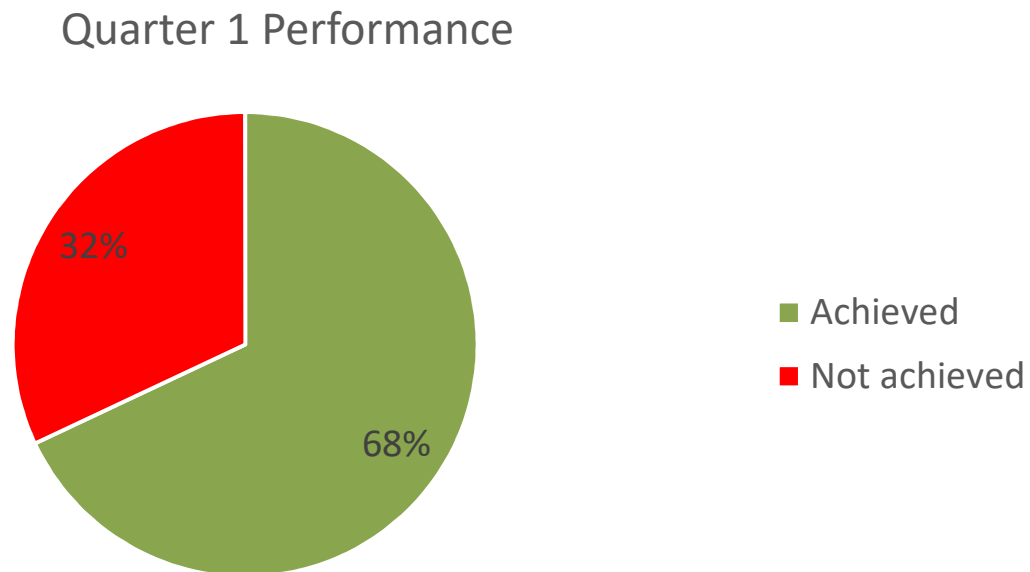


2022-23 QUARTER 1 REPORT HIGHLIGHTS

- Automation and digitisation efforts, including migration to BizPortal, and New e-services platforms and IPAS
 - Maintained service delivery turnaround times, reducing average turnaround time and maintained customer satisfaction at over 75%.
- Strengthening The Learn-i-Biz programme (director e-learning programme) improved to address system problems
- Experiential Learning (Substantive Search Examination) continued
- Over 50 education and awareness events
- SADC Registries inaugural virtual conference where 15 jurisdictions shared peer learnings
- Phase 1 of the InvestSA/World Bank reduction efforts concluded – CIPC played an integral role through the introduction of Bizportal

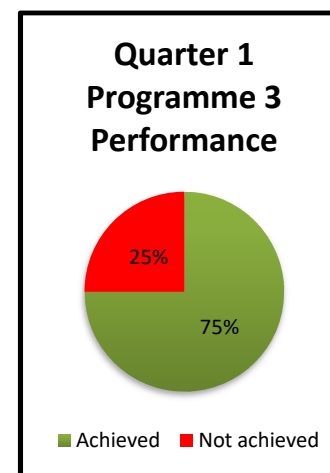
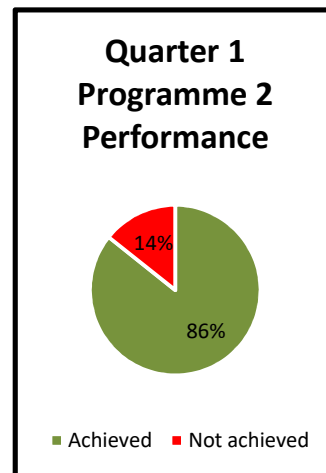
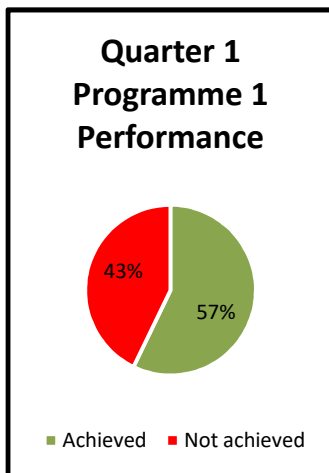
Q1 OVERVIEW – OVERALL PERFORMANCE

- For the 2022/23 Quarter 1, 17 (68%) of the 25 quarterly targets were achieved.



Q1 OVERVIEW – PROGRAMME PERFORMANCE

- For Programme 1, 8 (57%) out of the 14 quarterly targets were achieved
- Programme 2, 6 (86%) of the seven (7) quarterly targets were achieved
- Programme 3, 3 (75%) out of four(4)of the quarterly targets were achieved.



Q1– KPI'S NOT ACHIEVED

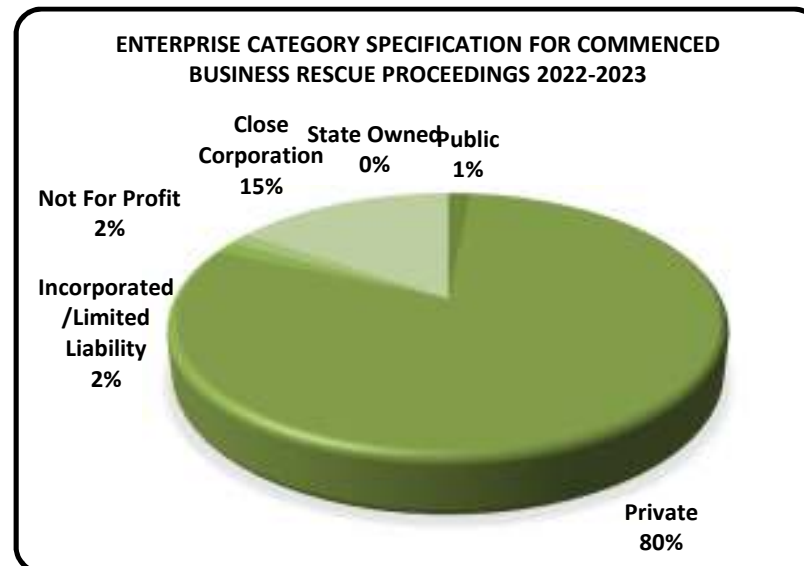
- The Employee Performance Management Policy was not approved within the 1st Quarter as originally intended but rescheduled for the Q2
- The turnaround time for Facebook queries was not met in Q1 as more customers migrate to the use of social media
- The availability of ICT systems
- Processes identified for automation could not be implemented due to lack of resources. Targeted for Q2
- API Gateway and Management Platform not implemented but targeted for Q3 to organisational prioritisation
- Five(5) IP enforcement activities were targeted for Q1 but only four(4) could be implemented . During Q2 the additional intervention will be implemented
- The Q1 milestone (Research Report and Requirements Document) was not fully achieved, however the activities below were achieved laying foundation for the two deliverables.
 - Internal Multi-Disciplinary Steering Committee Set up and approved;
 - Business Case translated and registered as a Project;
 - Training and capacitation of Steering Committee;
 - Best practice requirements document sourced as feedback from Open Ownership;
 - Internal and External Engagement with international experts

CORPORATE REGISTRATIONS

- The number of new company registrations 104 031 processed
- There has been a noticeable increase in the number of registrations for new co-operatives (2 123)
- We approved more than 36 000 Director Amendments
- 3 850 e-services applications and 2 119 for manual member changes applications were approved .
- 3 017 Change of Auditors or Company Secretary applications were approved

BUSINESS RESCUE

- Twenty-one (21) Business Rescue Practitioners licenses were issued and seventy-eight (78) appointments made during the period under review.
- Sixty-five (65) companies and close corporations commenced business rescue proceedings during quarter 1.



XBRL PROGRESS

- During Q1 of 2022/23 the focus of the XBRL Programme was mainly twofold; to stay abreast with the latest developments of accounting standards (by starting work on the CIPC taxonomy to incorporate the latest release of IFRS), and to extend the CIPCs reach of digital regulation by launching a pilot project for Co-operatives to start using XBRL.
- In terms of XBRL filings, for Q1 as on 30 June 2022, the following filing statistics were observed:
 - Total number of filings since implementation of XBRL = 53 197
 - Total number of unique filings since implementation of XBRL = 25 617
 - Total number of filings for Q1 2022/23 = 2 930
 - IFRS-Full filings since implementation of XBRL = 26 699
 - IFRS-SME filings since implementation of XBRL = 26 475
 - GRAP filings since pilot implementation of GRAP = 21
 - Co-operative filings since pilot implementation of Co-ops = 2

PROSPECTUSES

- The prospectus stream also administers Employee Share Schemes as prescribed in the Companies Act and for Q1, 11 CoR46.1 filings were made, there were also Annual Certificates of Employee Share Schemes, which were filed using CoR46.2, the volume of which was 13 during Q1.

COMPANY NAME	PROSPECTUS	FINAL PROSPECTUS	CURRENT STATUS
Quarter 1			
SILVERLEAF INVESTMENTS LIMITED		FINAL	REGISTERED
HP HOUSE EP20 LIMITED		FINAL	REGISTERED
SAXON SQUARE EP20 LIMITED		FINAL	REGISTERED
RALTECH LIMITED		FINAL	REGISTERED
CAPITAL ON BATH EP 19 LIMITED		FINAL	REGISTERED
CARRINGTON EP18 LIMITED		FINAL	REGISTERED
CROWDPROP (RF) LIMITED		FINAL	REGISTERED
WESTBROOKE RHYTHM GROWTH OPPORTUNITIES FUND PLC		DRAFT	PENDING
CILO CYBIN HOLDINGS LIMITED		DRAFT	PENDING

CORPORATE EDUCATION AND AWARENESS

- Virtual and physical sessions held (50)
 - Deputy Minister Information Sharing Session at the eDumbe Local Municipality in Kwa Zulu Natal. During the event a presentation was made on CIPC products and services and the public was assisted with CIPC services.
 - Forged a strategic partnership with National Youth Development Agency and at least two sessions were held which allowed CIPC to disseminate IP information to the youth from nearby townships such as Atteridgeville, Mamelodi, Soshanguve and Hammanskraal. The audience consisted of young women who were encouraged to invade the entrepreneurial space using IP as a tool.
 - Crucial activities included relooking at the future of the CIPC's enforcement structures tools and offerings. CIPC is one of the main players that ensure proper alignment of strategic direction throughout IP enforcement agencies.
 - Workshops with Collecting Societies
- Improvements on the Director E-learning Platform

QUERY RESOLUTION CHANNELS

Platform	Number	Quarter 1
Call centre	Calls answered	33 633
Query Resolution System	Queries received	40 484
	Queries closed	39 381
	Queries closed within 10 days	95%
Facebook	Queries received	12 000
	Queries resolved	10 000
Twitter	Queries received	3600
	Queries resolved	2800

SERVICE CENTRES

	Quarter 1			TOTAL
	Pretoria	Johannesburg	Cape Town	
Company Registrations	732	1640	2235	4607
Create Customer Codes	1083	1715	2229	5027
Re-set Password	1159	334	2088	3581
Name Reservations	207	559	2091	2857
Annual Returns	2586	1636	1868	6090
IP	472	170	79	721
Director Amendments	88	51	113	252
Member Amendments	0	33	20	53
Auditor & ACC Officers	0	0	0	0
CO & CC address	102	155	4	261
Cert and Disc	453	1013	153	1619
Ent Enquiry	496	1093	911	2500
Name Change	173	125	214	512
Name Transfer	0	9	10	19
Customer Transactions	587	0	0	587
General/Other	916	1738	2072	4725
Walk-in's (Total)	9094	10271	14087	33452

DISCLOSURES

	Q1
Disclosure Request received	4 405
Received plus carried over	4 603
Disclosure request completed	4 223
Outstanding tickets	380
Disclosure request billed	2 462

IP EDUCATION AND AWARENESS

- CIPC adopted a hybrid model of having intellectual property education sessions with its strategic partners
- CIPC in collaboration with its strategic partners successfully celebrated the World IP Day at the University of Mpumalanga in April of 2022 under a Theme: “ IP and Youth”. Radio 2000 broadcasted the event which included the roadshow in Mbombela to target the local citizens
- CIPC also secured a strategic partnership with the National Youth Development Agency (NYDA) which provided the residents from black townships such as Mamelodi, Atteridgeville, Soshanguve and Hammanskraal with IP information. Women dominated the audience
- NYDA has adequate geographical presence to enable CIPC to ensure a broader reach.

HIGHLIGHTS

- During 2021/22, the organisation introduced Artificial Intelligence through a ChatBot on its website. The bot is being refined.
- CIPC hosted a SADC virtual conference with registries from within the SADC region the SADC sub-region, viz. Mozambique, Angola, e-Swatini, Malawi, Zimbabwe as well as delegates from the Indian Ocean Islands of Seychelles and Mauritius and delegates from Nigeria and Gambia on the:
 - relevance of corporate registries during the COVID19 Pandemic,
 - the use of technology to improve compliance,
 - progress on beneficial ownership and
 - IP enforcement in a digital environment.

TRAINING AND CAPACITY BUILDING OF LAW ENFORCEMENT PARTNERS

- Hosted training and capacity events for partners on the African Continent as part of the AfCFTA outcomes, cooperation and sharing best practise.
- Ensure public health and safety by taking illicit counterfeit goods off the market. Build enforcement capacity in the online space.
- Combating online piracy – establishing partnerships with Masterplan Industries especially the creative sector.



IP EDUCATION AND AWARENESS PROJECTS Q1 2022

"..... there is no single solution for financing SMMEs, but in institutional diversity there will be greater support for innovative firms. Governments should support the responsible growth of these innovative institutions and financing mechanisms."



SMME Entrepreneurs

IP enforcement fosters higher levels of investment especially in the creative content areas such as Films Music and software programmes.



Women in IP and business.

Training to students women and SMME's lead to sustainable businesses that can rely on IP for growth and has respect for IP Training and Capacity Building of Law Enforcement Partners
Women in IP with an internal and external focus

African counterparts

CIPC was involved in training for countries in Africa, including SADC, SACU and other West African countries.

AfCFTA will require new alliances and partnerships on IP enforcement in Africa

PATENTS AND DESIGNS

- CIPC received 3 551 patents applications (3 126 Foreign applications and 425 local applications)
 - This is significantly higher than patent applications received in the same quarter last year (2 363 applications were received in Quarter 1 of 2021/22 i.e an approximately 50% increase in the number of applications).
- 440 designs applications (250 Foreign and 190 Local Applications) during the Quarter 1 of 2022/23.
 - Similarly the number of design applications received in Quarter 1 of 2022/23 is also higher than the number of applications received in Quarter 1 of 2021/22 (407 applications were received in Quarter 1 of 2021/22, this is an approximately 10% increase in the number of design applications).
- CIPC issued 2 694 patent certificates,
 - this is an increase of over 100% in comparison to Quarter 1 of 2021/22 where 1 185 Patent Registration Certificates were issued.
- 507 designs registration certificates were issued in quarter 1 of 2022/23;
 - this is also a marginal increase in comparison to 369 design registration certificates issued in Quarter 1 of 2021/22.

TRADE MARKS

CIPC Services	Number/Average Turnaround Time (ATAT)	Quarter 1
Trade marks applications	Number	9,672
	ATAT	96,2% compliance
	SDS (3 working days)	3 days
Trade marks registrations	Number	9,002
	ATAT	69% compliance
	SDS (90 days + 90 days)	180 days
Trade Marks Official Action	Number	6,845
	ATAT	99,4% compliance
	SDS (12 months)	12 months
Trade mark Renewals	Number	7,047
	ATAT	97,3% compliance
	SDS (3 working days)	3 days

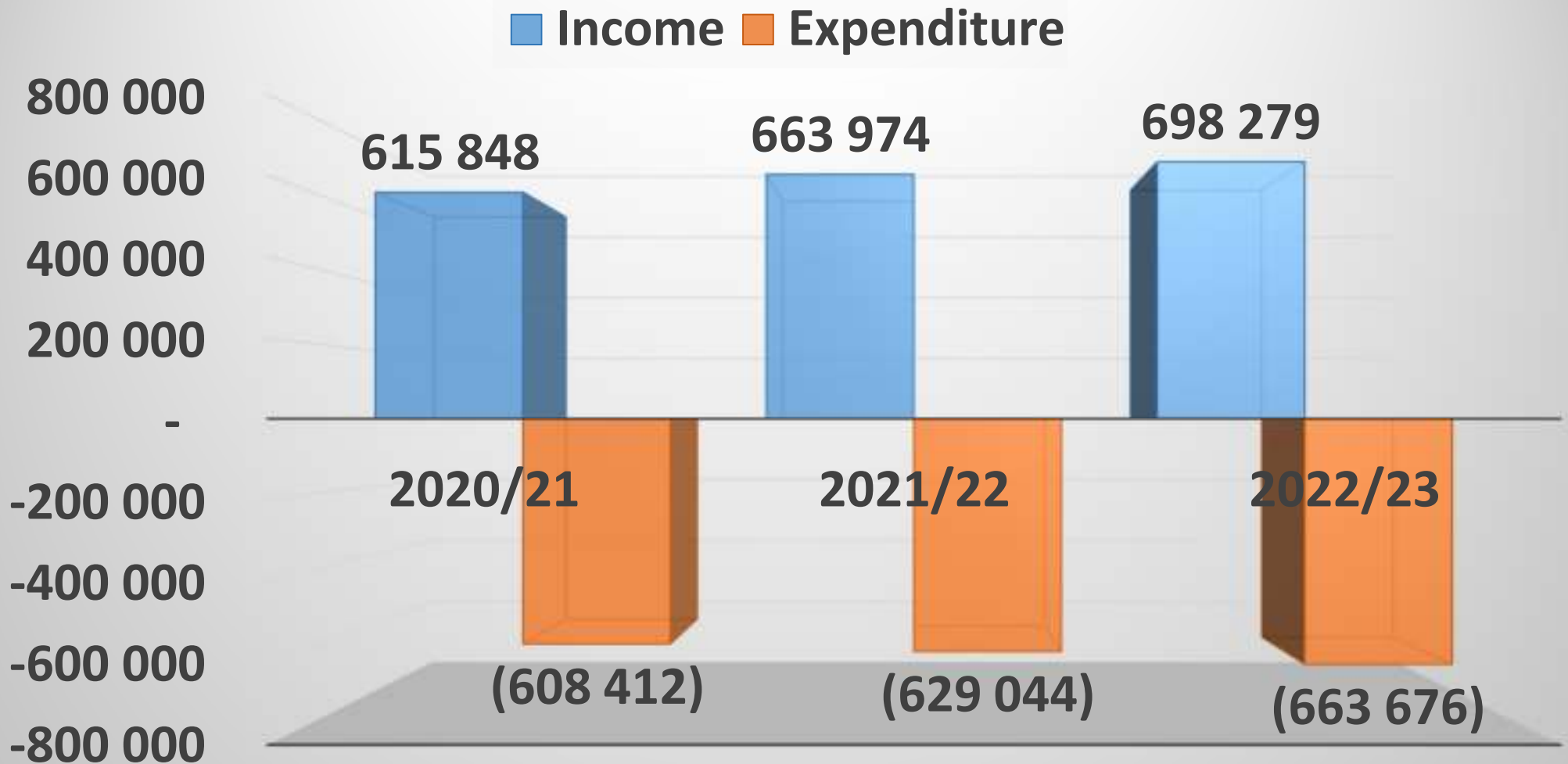
CHALLENGES DURING THE QUARTER

- The **downtime of the Department of Home Affairs link** impacts on the verification of customers and delays CIPC customers from transacting
- **Eskom Load Shedding** impacted the Service Centres across the country and partners sites



2022/23 FINANCIAL INFORMATION: QUARTER 1

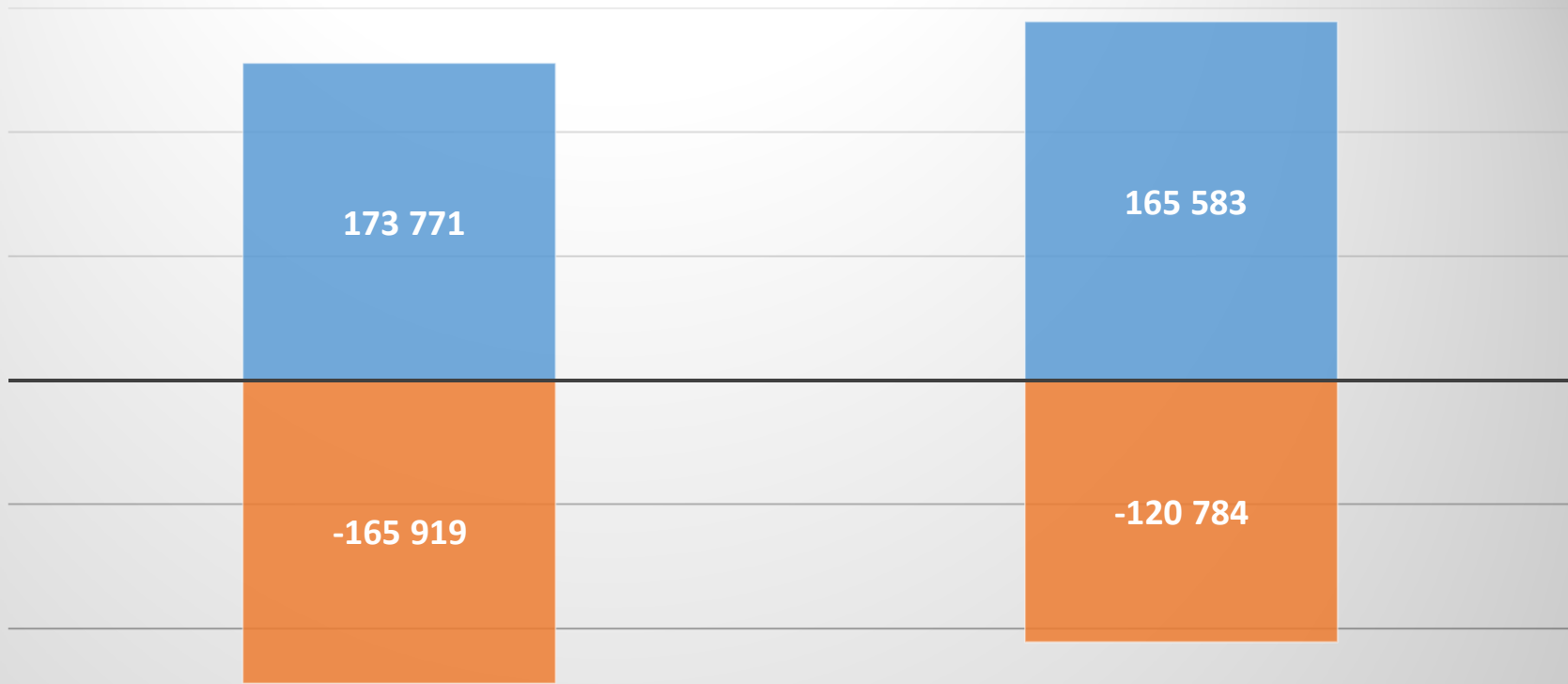
OVERVIEW OF THE ANNUAL BUDGET 2022/23 R'000



OVERVIEW OF THE ANNUAL BUDGET VS ACTUAL RESULTS

2022/23

R'000



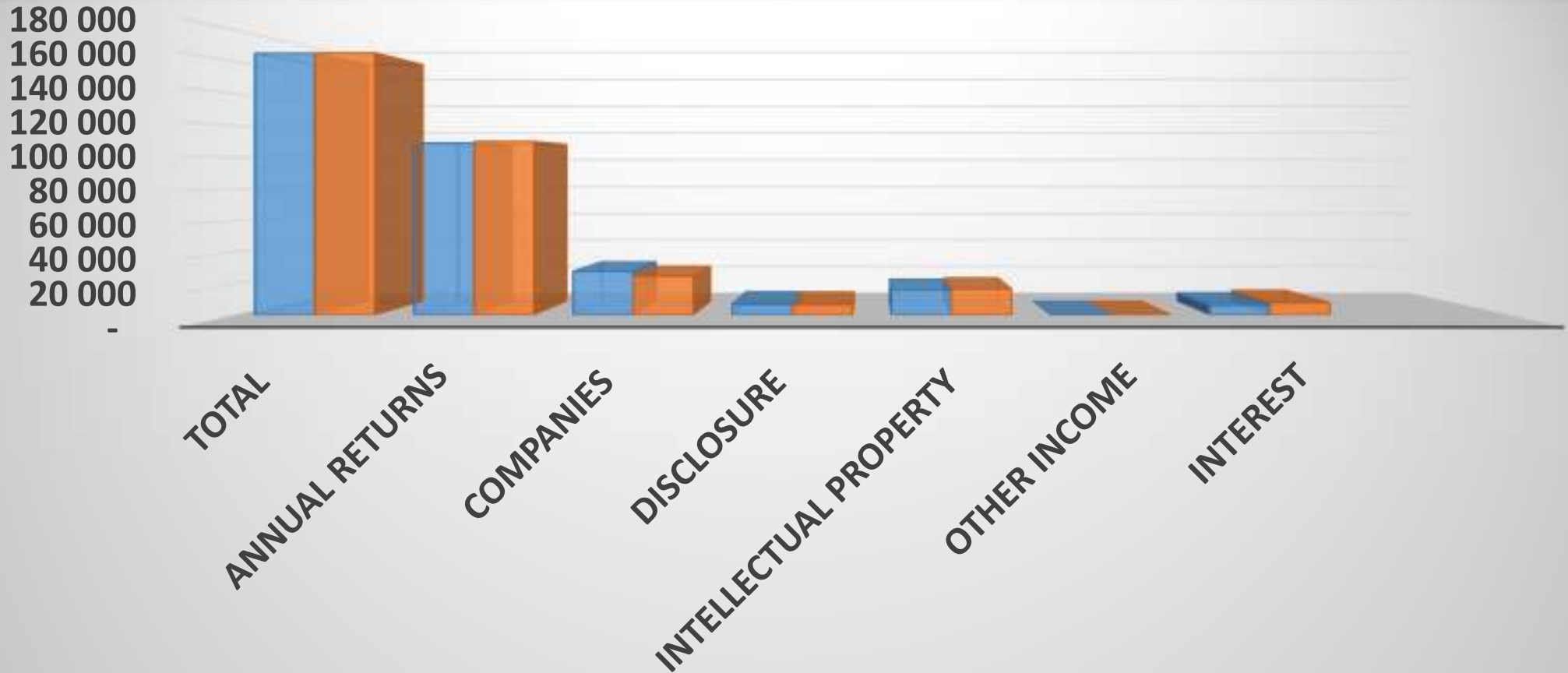
	Quarter 1	
	Budget	Actual
Expenditure	-165 919	-120 784
Income	173 771	165 583

Income Expenditure

2022/23 REVENUE: BUDGET VS ACTUAL
QUARTER 1
R '000

<u>Description</u>	<u>Quarter 1</u>		
	<u>Budget</u>	<u>Actual</u>	<u>Variance</u>
Annual Returns	118 801	110 084	-7%
Companies and Cooperatives	29 412	24 690	-16%
Disclosure	5 087	6 587	29%
Intellectual Property	13 987	16 429	17%
Other Income	98	26	-73%
Interest	6 387	7 759	21%
Total Income	173 772	165 575	-5%

REVENUE ANALYSIS JUNE 2022 VS JUNE 2021 (R'000)

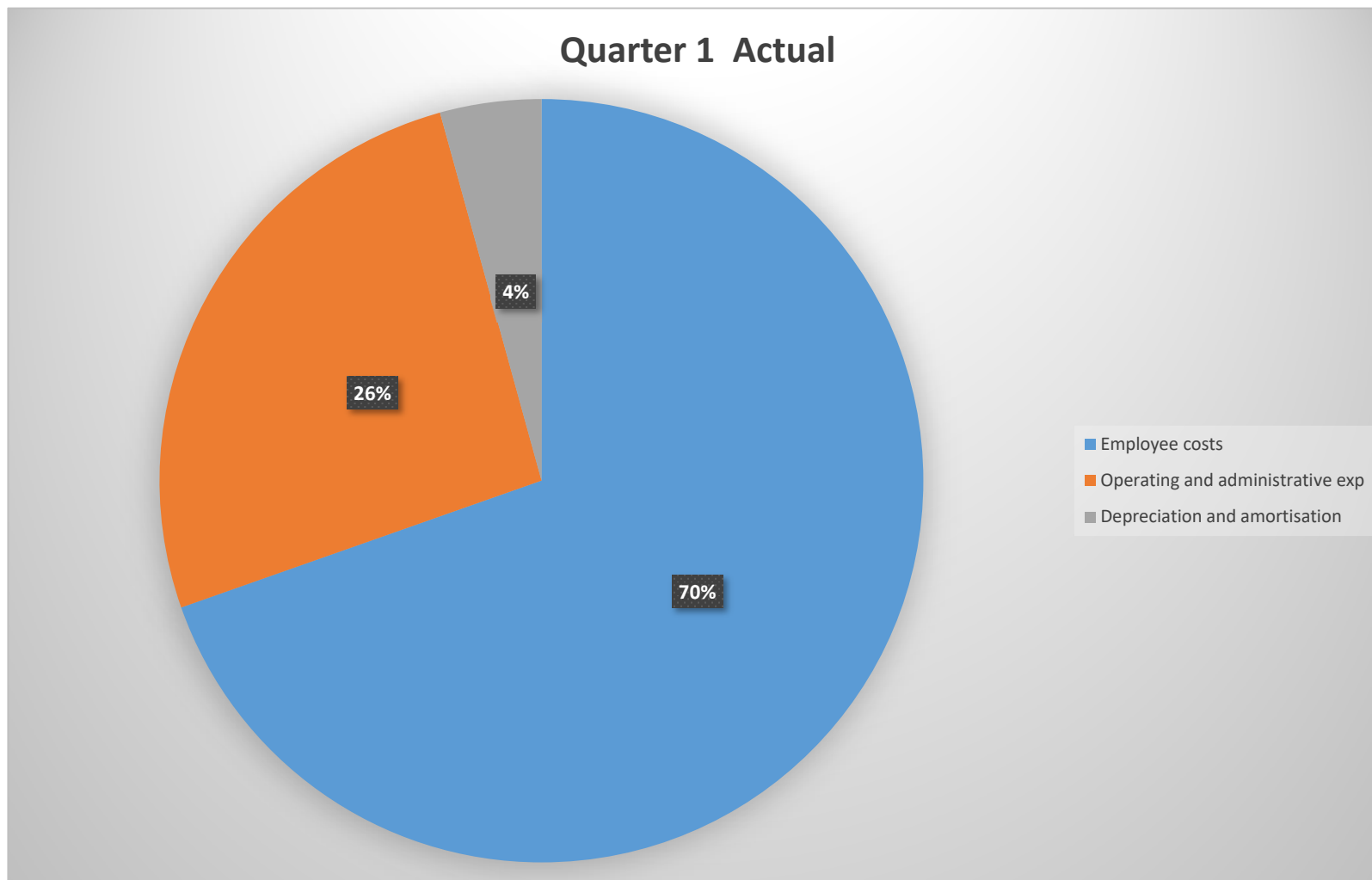


	Total	Annual Returns	Companies	Disclosure	Intellectual Property	Other income	Interest
Apr 21 - Jun 21	165 350	109 187	27 718	6 695	15 624	55	6 071
Apr 22 - Jun 22	165 575	110 084	24 690	6 587	16 429	26	7 759

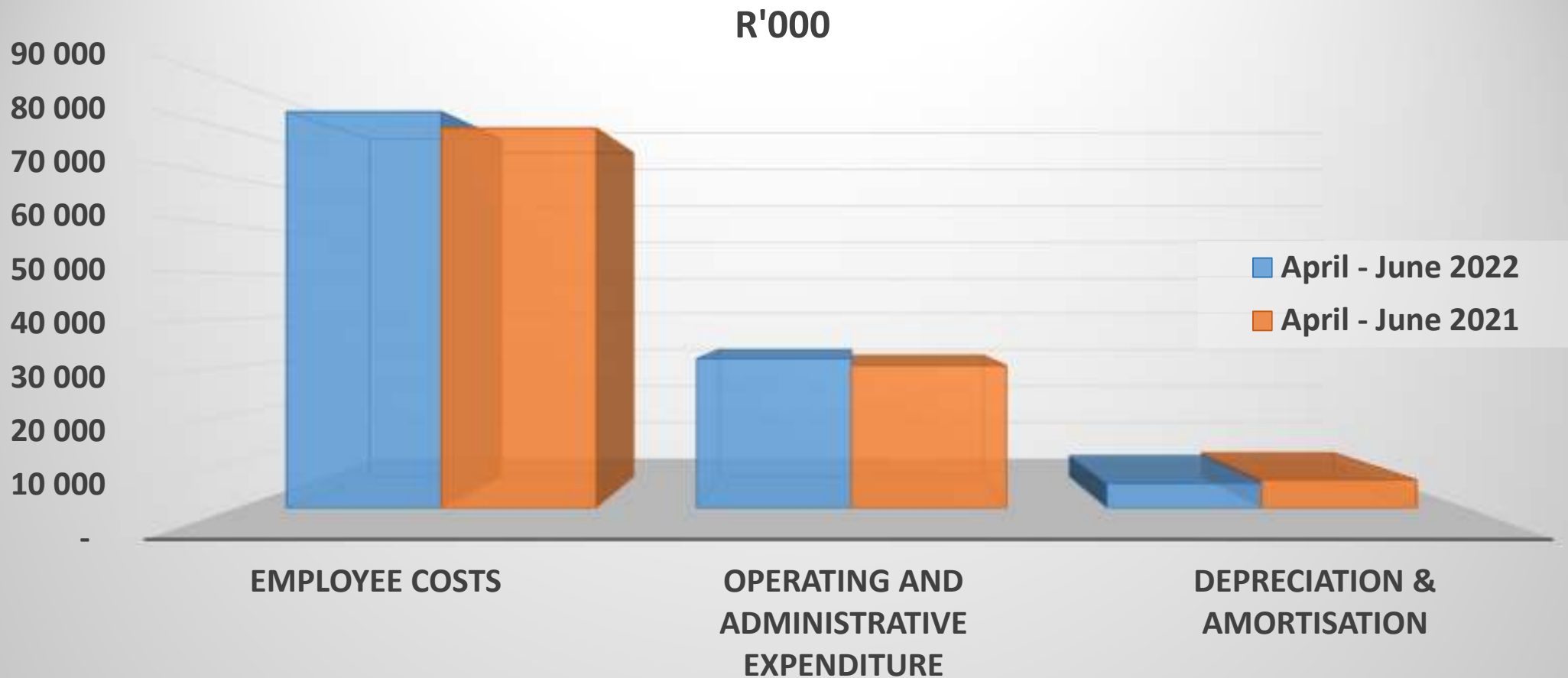
2022/23 EXPENDITURE: BUDGET VS ACTUAL
QUARTER 1
R '000

<u>Description</u>	<u>Quarter 1</u>		
	<u>Budget</u>	<u>Actual</u>	<u>Variance</u>
Employee costs	106 045	84 087	-21%
Operating and administrative exp	53 892	31 522	-42%
Depreciation and amortisation	5 982	5 175	-13%
Total Expenditure	165 919	120 784	-27%

2022/23 EXPENDITURE ANALYSIS QUARTER 1 R '000



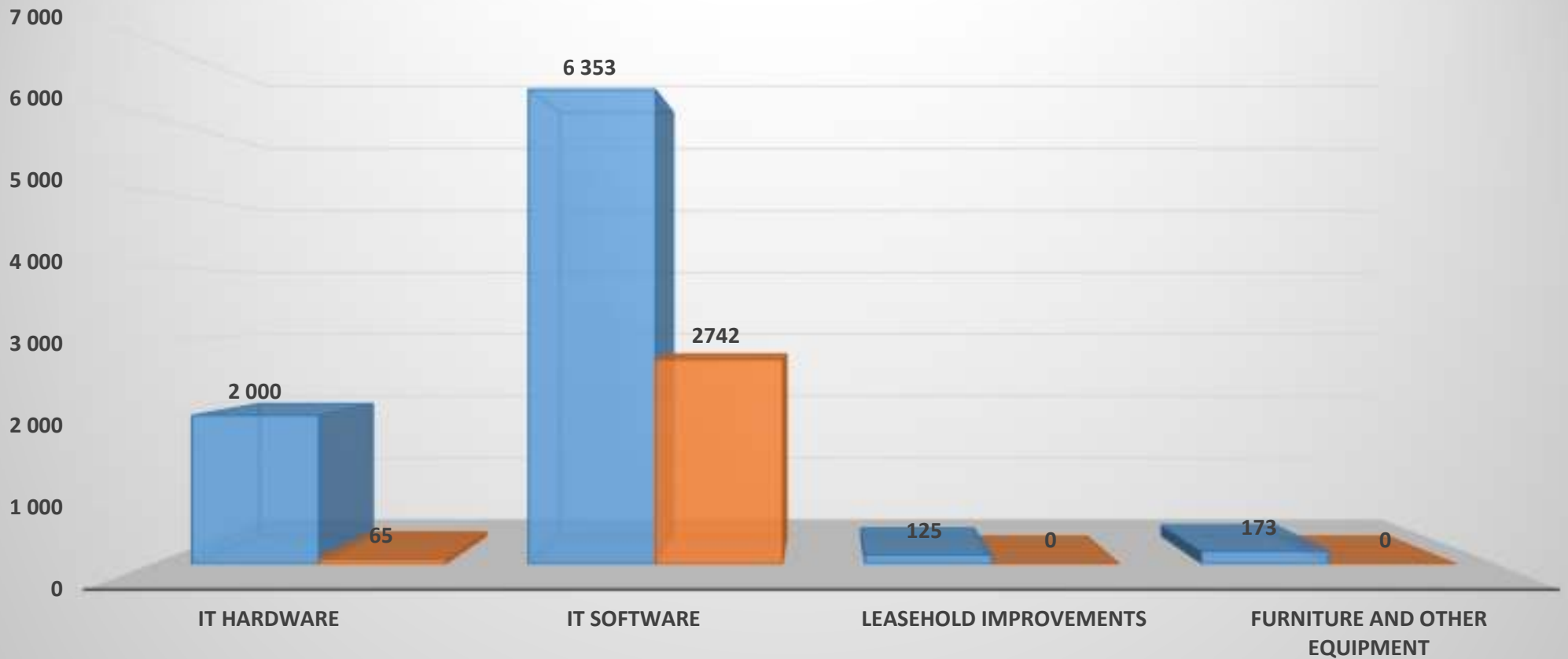
OPERATIONAL EXPENDITURE ANALYSIS JUNE 2022 VS JUNE 2021



	Employee costs	Operating and administrative expenditure	Depreciation & Amortisation
■ April - June 2022	84 087	31 522	5 175
■ April - June 2021	80 627	30 053	5 919

CAPITAL EXPENDITURE ANALYSIS APRIL 2022 – JUNE 2022

R'000



	IT Hardware	IT Software	Leasehold Improvements	Furniture and other equipment
Budget	2 000	6 353	125	173
Actual	65	2 742	0	0

■ Budget ■ Actual



Companies and Intellectual
Property Commission

a member of **the dtic** group



THANK YOU

The dti Campus (Block F - Entfufukweni), 77 Meintjies Street, Sunnyside, Pretoria, P.O. Box 425, Pretoria, 0001
Tel: +27 12 394 5423 | Fax: +27 12 394 6423 | Call Centre: 086 100 2472
Email: LLeseJane@cipc.co.za | Website: www.cipc.co.za



CIPC Companies and Intellectual
Property Commission