

REIMAGINING HEALTH

ANNUAL REPORT
2021/22



Scope of Presentation

1. Governance
2. Human Resources
3. Transformation and Capacity Development
4. Financial Information
5. Performance Information
6. Scientific Impact, Achievements & Highlights

Governance




BOARD MEMBERS | 1 APRIL 2021 – 31 MARCH 2022



PROF JOHNNY MAHLANGU
CHAIRPERSON



PROF LINDA SKAAL
VICE CHAIRPERSON



PROF SITHEMBISO VELAPHI



PROF BRANDON SHAW



PROF THOLENE SODI



PROF LINDIWE ZUNGU



PROF WILLIAM RAE



PROF COLLET DANDARA



**DR MZIWANDILE
MADIKIZELA**



PROF EMMANUEL MUKWEVHO



PROF RONELLE CAROLISSEN



**PROF THANDISIZWE
MAVUNDLA**



DR TIMOTHY TUCKER



PROF EUNICE SEEKOE



ADV DOROTHY KHOSA

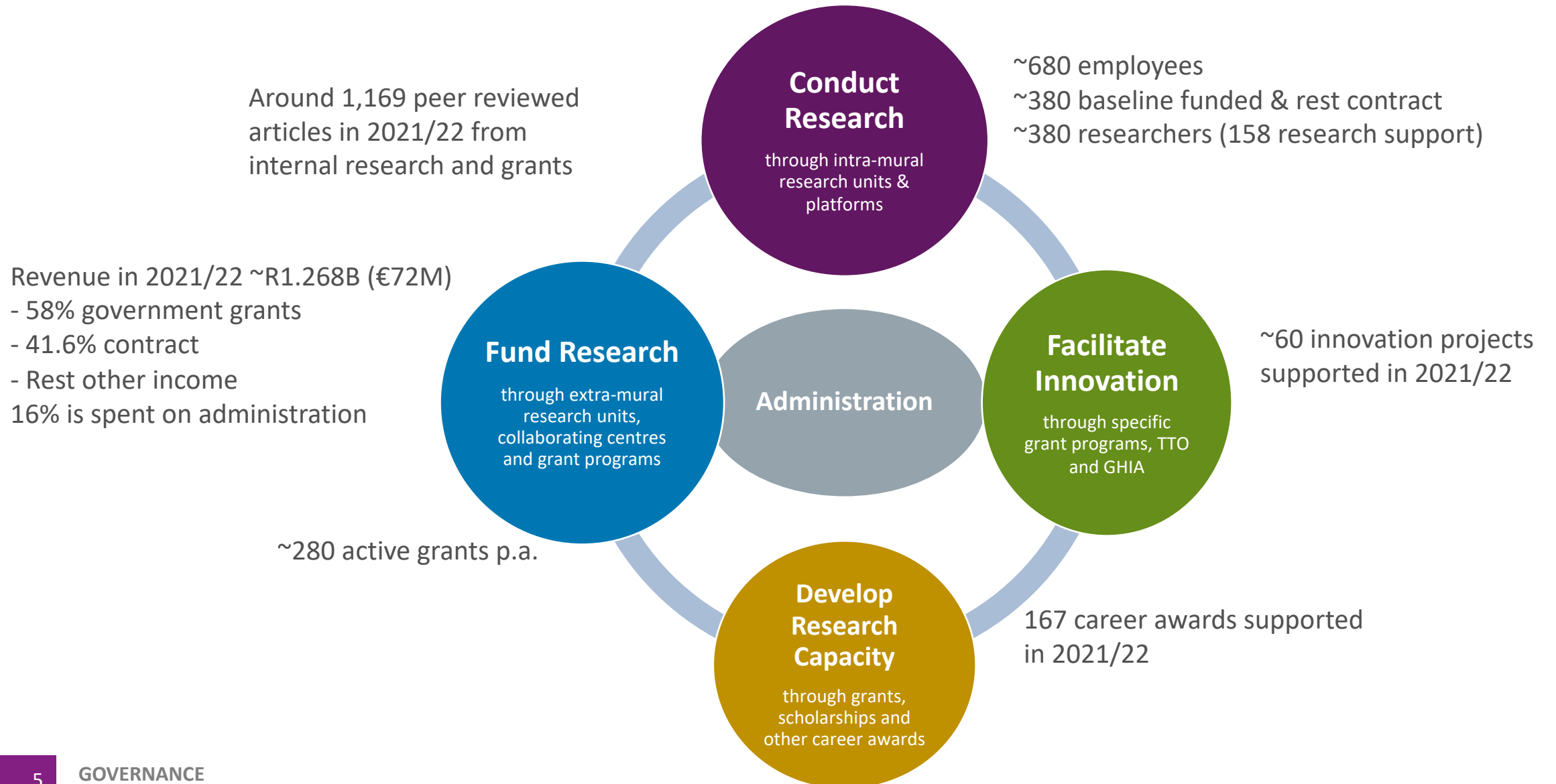


MS JUNE WILLIAMS



PROF GLENDA GRAY
PRESIDENT & CEO

SAMRC STRATEGIC PLANS PROGRAMMES



NATIONAL MINISTER OF HEALTH ON SAMRC PERFORMANCE



MINISTRY OF HEALTH
REPUBLIC OF SOUTH AFRICA
Pretoria
Private Bag 9401, Pretoria 0001, South Africa
Tel: (012) 319 3000 Fax: (012) 319 3001
E-mail: info@doh.gov.za

Prof. Johnny Mahlangu
Chairperson: South African Medical Research Council
P. O. Box 197070
TYGERBERG
7505

Dear Prof. Mahlangu


AUDIT OUTCOMES FOR THE 2021/22 ANNUAL REPORT OF THE SOUTH AFRICAN MEDICAL RESEARCH COUNCIL

The above subject refers.

I have perused the South African Medical Research Council's (SAMRC) 2021/22 Annual Report and I am pleased with the clean audit opinion expressed by the Auditor General.

I would like to commend the Board and the entire staff for the sterling work and commitment to continuously strive to improve on the efficiency and effectiveness of the SAMRC.

Yours faithfully

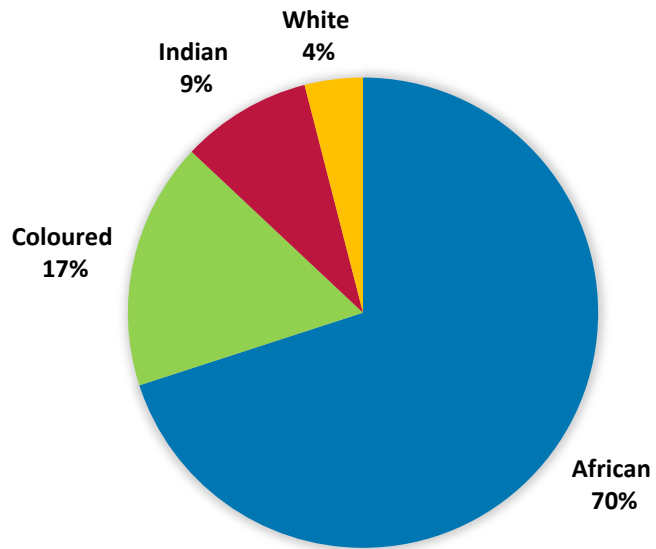

DR MJ PHAAHLA, MP
MINISTER OF HEALTH
DATE: 05/10/2022

Human
Resources

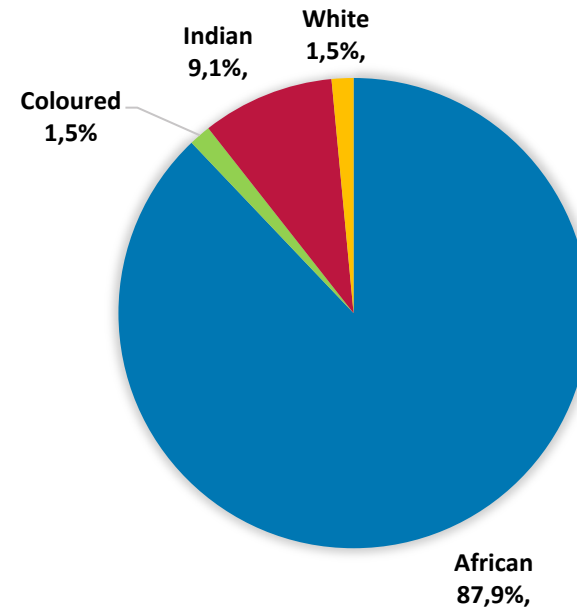


APPOINTMENTS BY RACE

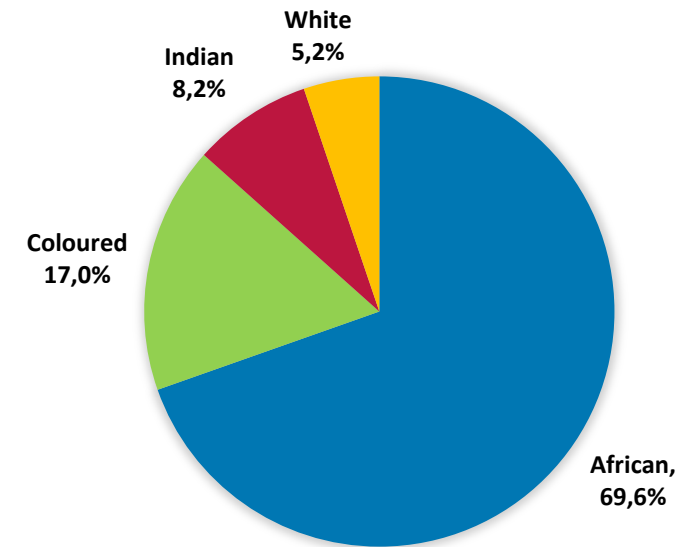
2019/2020



2020/2021

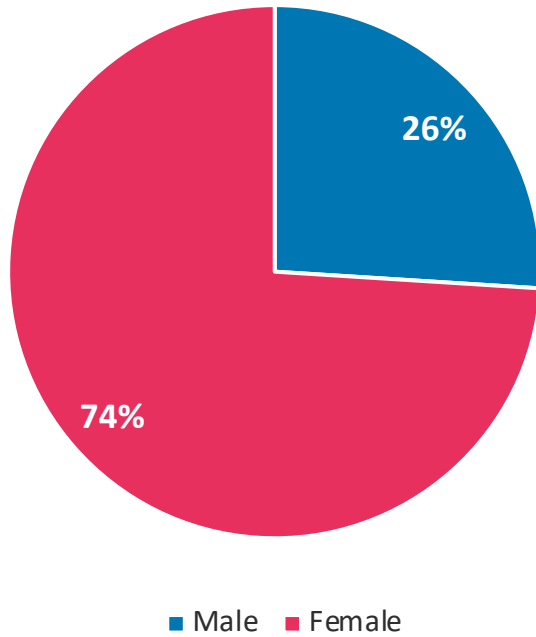


2021/2022

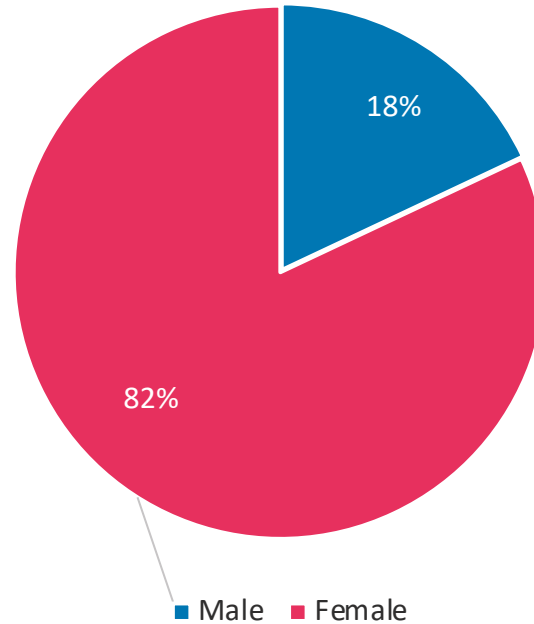


APPOINTMENTS BY GENDER

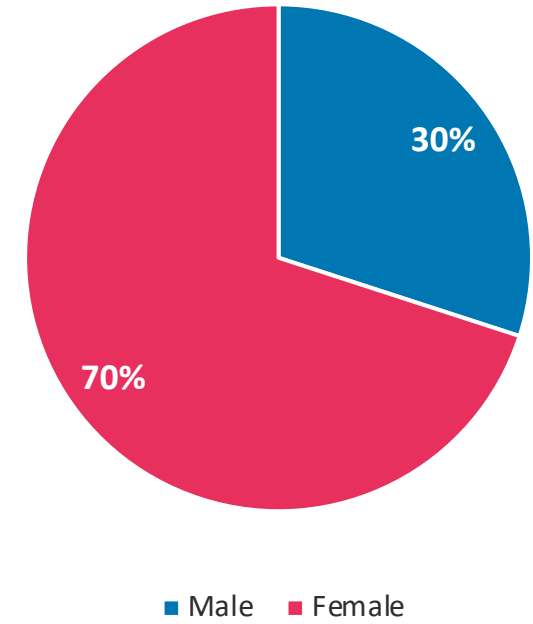
2019/2020



2020/2021



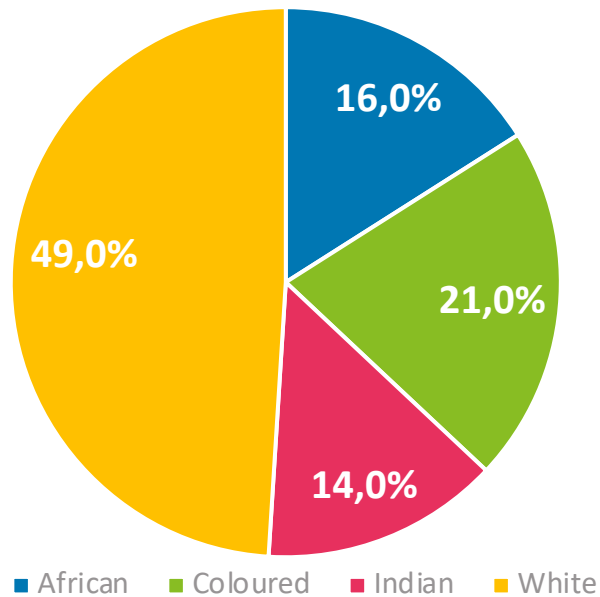
2021/2022



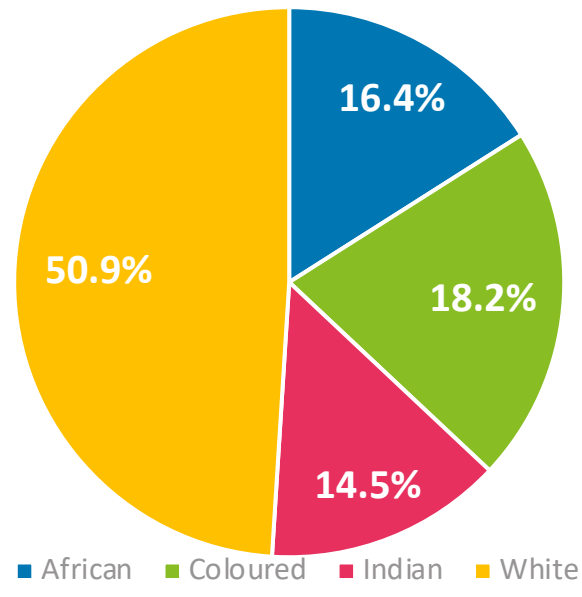
SENIOR MANAGEMENT BY RACE

YEAR	WHITE	INDIAN	COLOURED	AFRICAN	TOTAL
2019-2020	28	8	12	9	57
2020-2021	28	8	10	9	55
2021-2022	25	10	12	12	59

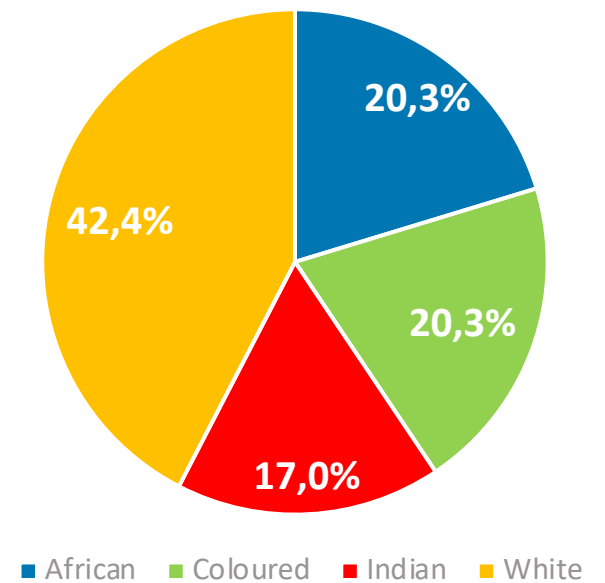
2019/2020



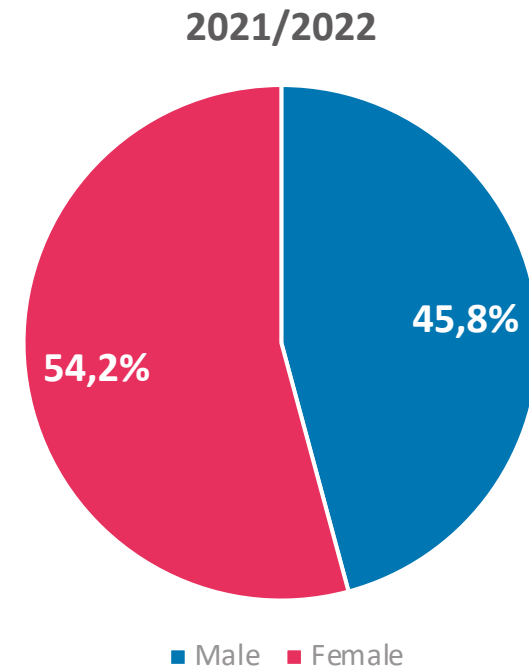
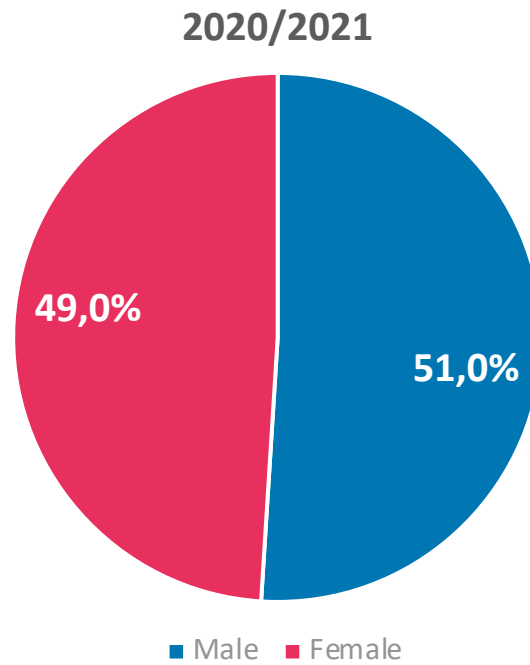
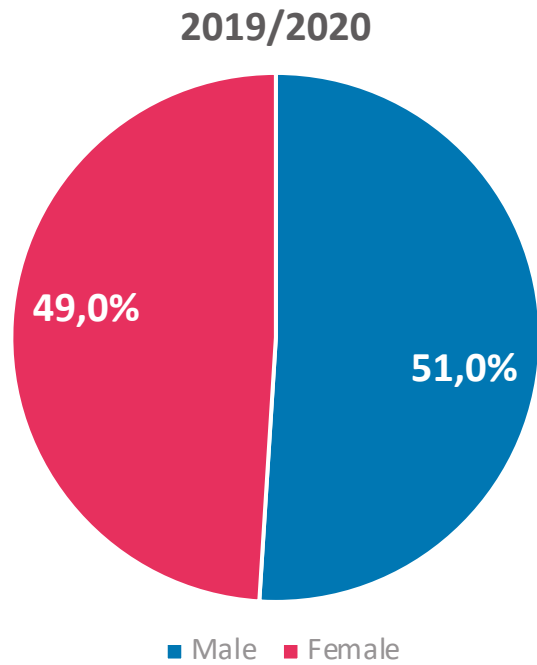
2020/2021



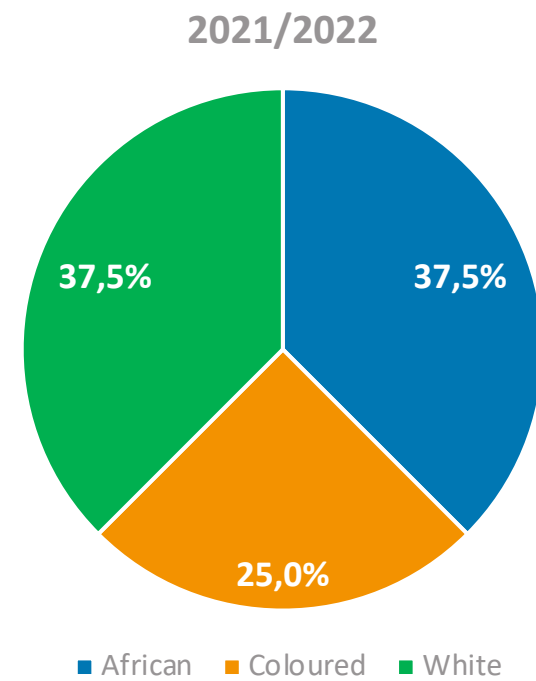
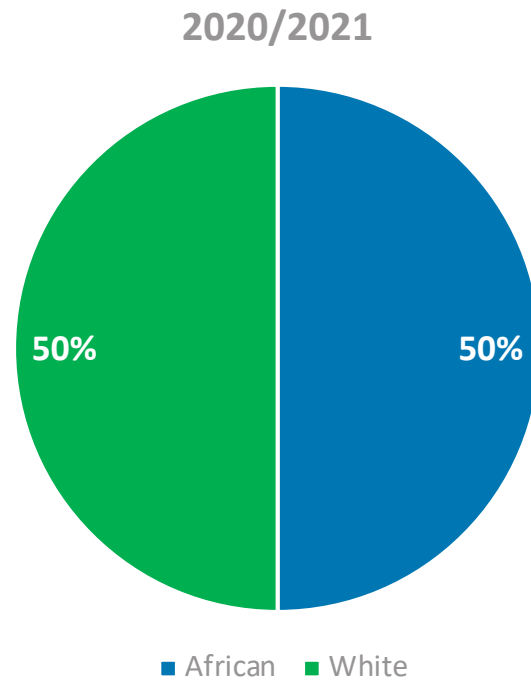
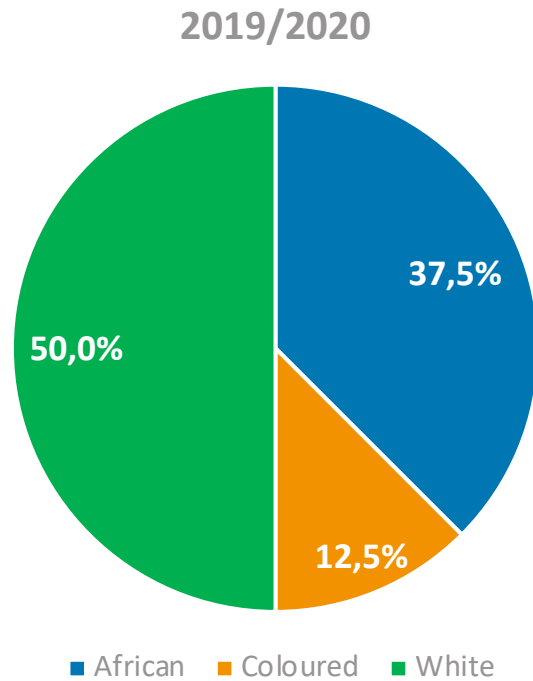
2021/2022



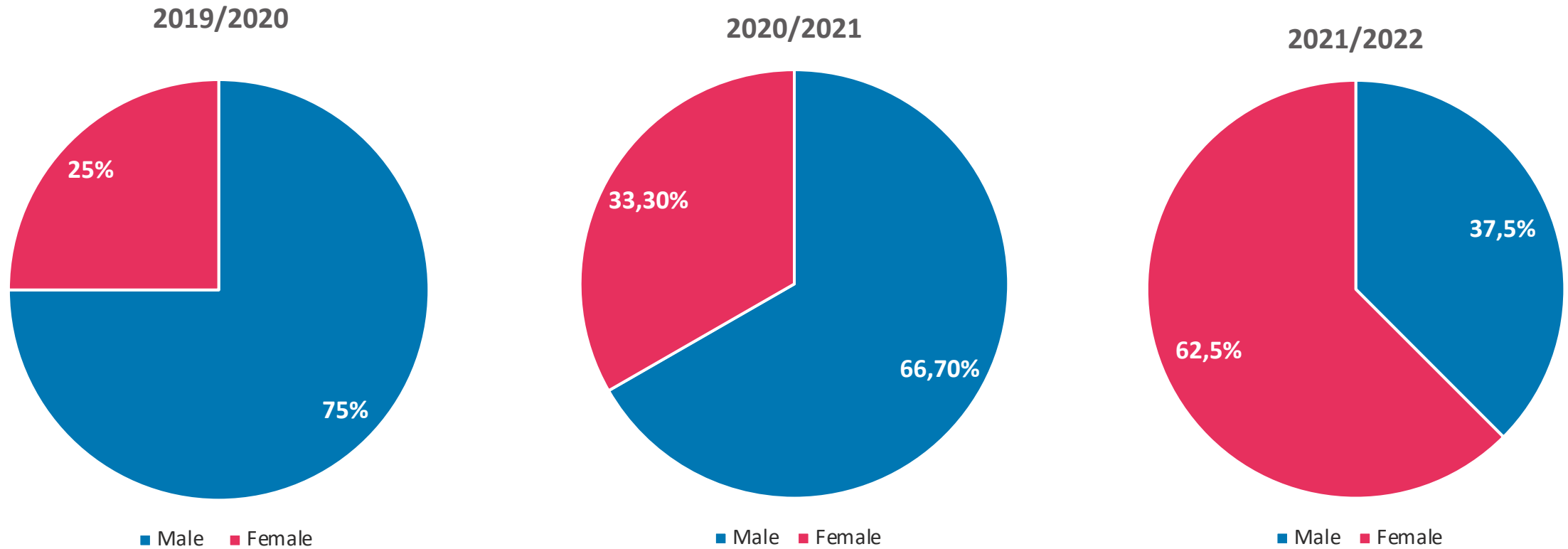
SENIOR MANAGEMENT BY GENDER



EXECUTIVE MANAGEMENT COMMITTEE (EMC) BY RACE



EXECUTIVE MANAGEMENT COMMITTEE (EMC) BY GENDER



TRANSFORMATION



IMPACTS OF SAMRC TRANSFORMATION STRATEGY: 2017 – 2021 (EXTERNAL & INTERNAL)

- Increase in proportion of Black Africans overall (including in semi-skilled, skilled technical & professional categories);
- Increase in proportion of Black Executive Management Committee members;
- Majority of recipients of funding for management/leadership training are Black African;
- Flagship awards for emerging scientists;
- Increase in scholarships & grants to Black African students/researchers;
- Special capital and capacity support to HDI's (for example through WSARP).

CONTRIBUTING TO BROAD-BASED BLACK ECONOMIC EMPOWERMENT

- Analysis of the barriers to entry to SAMRC procurement opportunities
- Contribute to sustainability of SMME's
- Training workshops
 - Financial sustainability
 - Responses to requests for quotations or tenders
 - Tax concerns

SOUTH AFRICAN MEDICAL RESEARCH COUNCIL

Supplier Training Workshops

Having achieved eight clean audits out of the last nine, as a public entity the SAMRC prides itself as being exemplary in many areas of its mandate including strict adherence to corporate governance as well as other legislative frameworks such as the promotion of black economic empowerment (B-BBEE). The organisation recognises suppliers as one of its important stakeholders in ensuring that it continues to administer locally impactful and globally competitive scientific research.

In an effort to achieve the objectives of the B-BBEE Act, and to ensure sustainability of small businesses, the SAMRC will be conducting two-day (estimated time is 5 hours per day) supplier training workshops for both Large and SMME entities:

Day 1: For all enterprises (presentation will cover preferential procurement from B-BBEE perspective and SAMRC three-year procurement plan).

Day 2: For SMMEs (generally what the B-BBEE Act refers to as EME and QSEs) only. Presentation will cover financial sustainability, responding to request for quotations (RFQs) or tenders, tax matters, etc.

For this round, the workshops will be held as follows:

**Pretoria: 28 - 29 July 2022 | Durban: 1 - 2 August 2022
| Cape Town: 26 - 27 July 2022**

**Venues will be communicated to those who will be attending.*

In line with the SAMRC Workplace Policy on COVID-19 Vaccinations, attendees would be required to provide proof of vaccination.

Seats are allocated on a first come first served basis - book before 21 July 2022.

For more information or to book a spot, please contact us at: Bbbee@mrc.ac.za



Financial Information



STATEMENT OF FINANCIAL PERFORMANCE 31 MARCH 2022

Categories	2021/22	Variance Percentage	2020/21
Total Revenue	1,267,978,551	8%	1 169 592 562
Other Income	17,612,723	12%	15 774 552
Operating Expenses	(1,306,199,153)	16%	(1 128 036 885)
Operating Surplus (Deficit)	20,607,879	-136%	57 330 229
Investment Income	25,729,929	31%	19 638 086
Fair Value Adjustment	1,103,297	-54%	2 396 550
Finance Costs	(204,087)	39%	(146 531)
Surplus for the Period	6,021,260	-92%	79 218 334

STATEMENT OF FINANCIAL PERFORMANCE

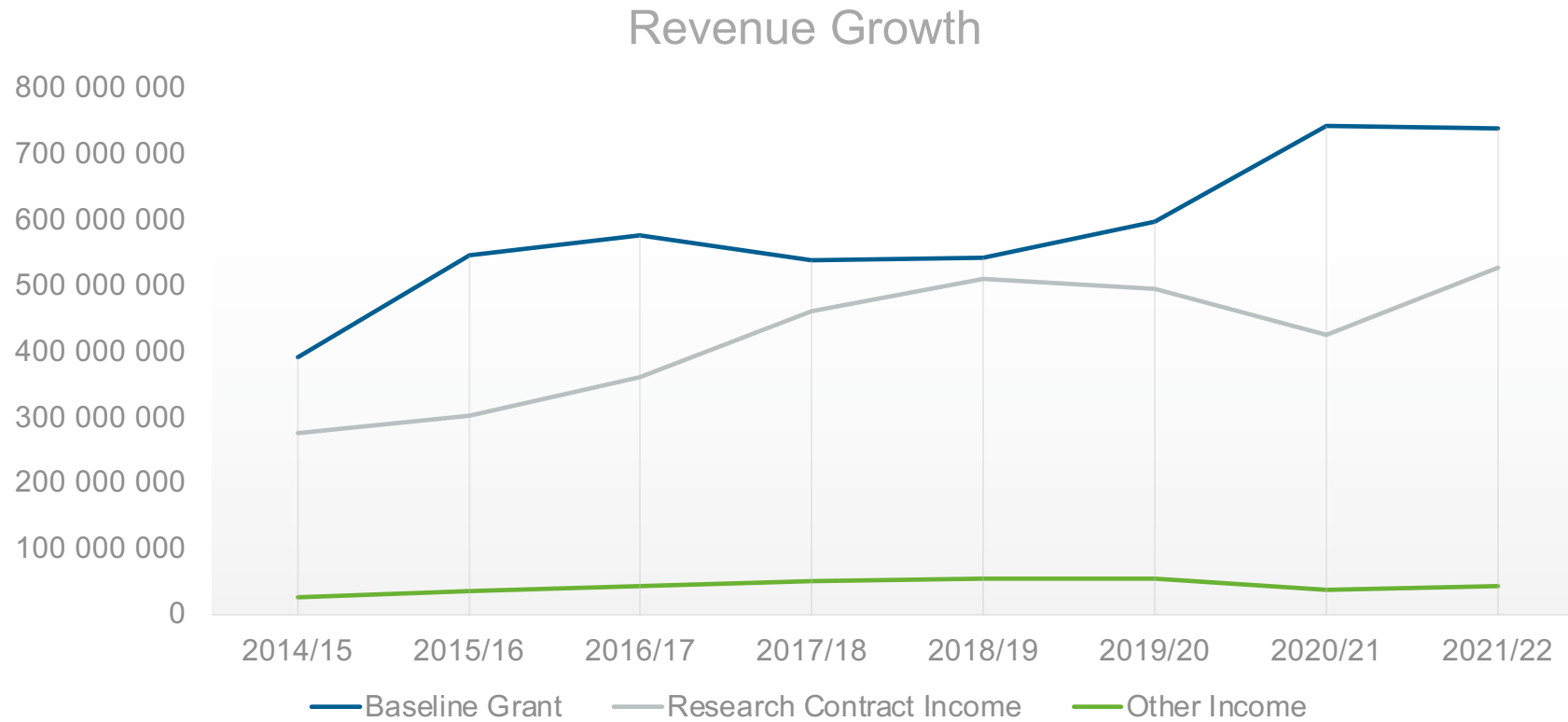
Total Income increased by 8,7% to R1 311m

- Baseline grant decreased by 0,43% to R740m
- Contract income increased by 24% to R528m
 - Due to R58m donation value of COVID-19 vaccines
 - If you excl. the vaccine donation the increase is 10% to R470m
- Rental Income increase by 26% to R6,7m
- Investment income increased by 31% to R25,5m
- Value of new research contracts awarded R650,7m

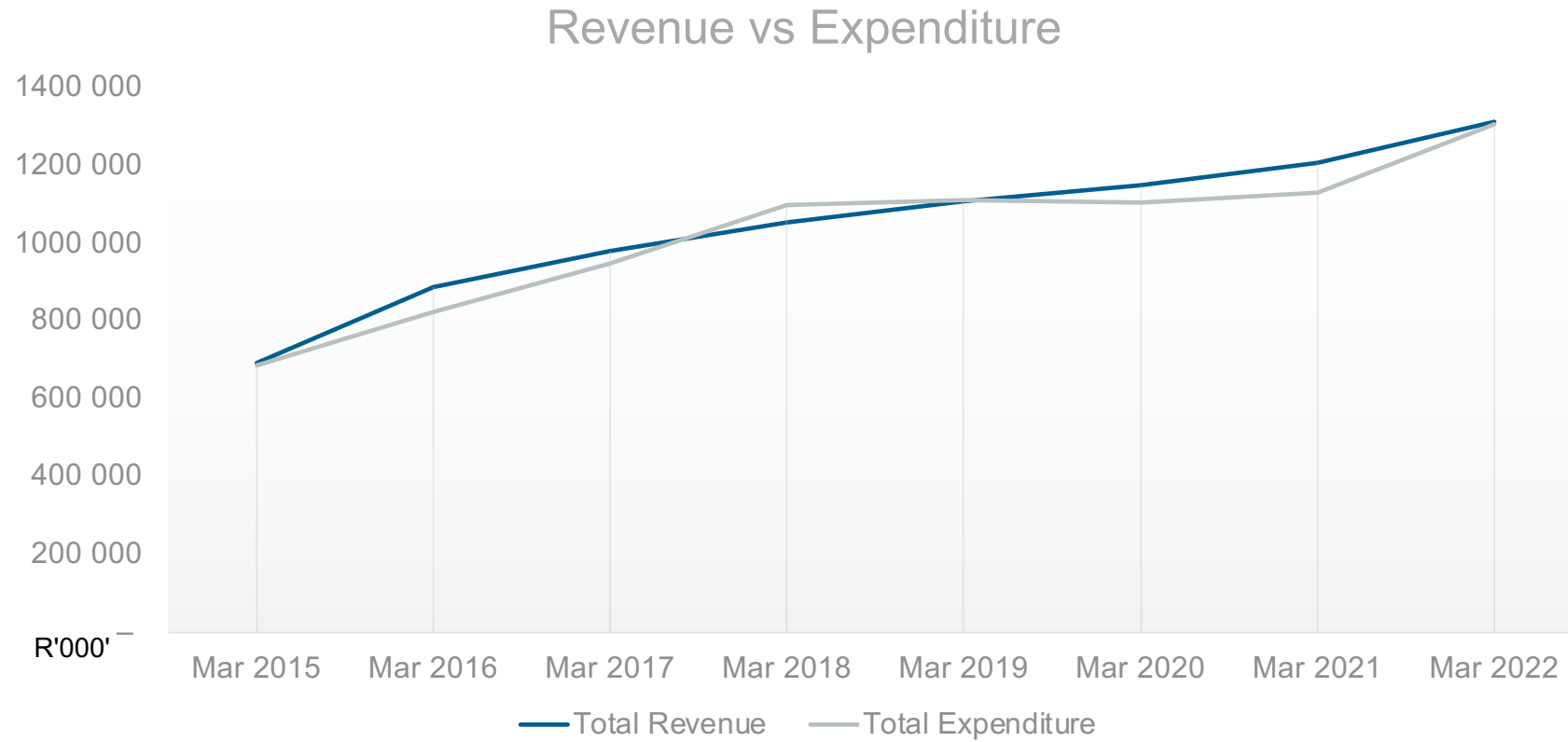
Expenses increased by 16% to R1 306m

- Collaborative research costs increased by 3% to R547m
- Travel costs increased by 102% to R24,7m
- Lab Costs increased by 192% to R114,6m
 - Incl. Vaccine donation R58,9m
- Staff costs increased by 13% to R436m
- Consulting costs increase by 140% to R18,8m
- Infra-structural, Communication increased by 33% to R44,3m
- Audit fees increased by 127% to R3,5m

REVENUE GROWTH



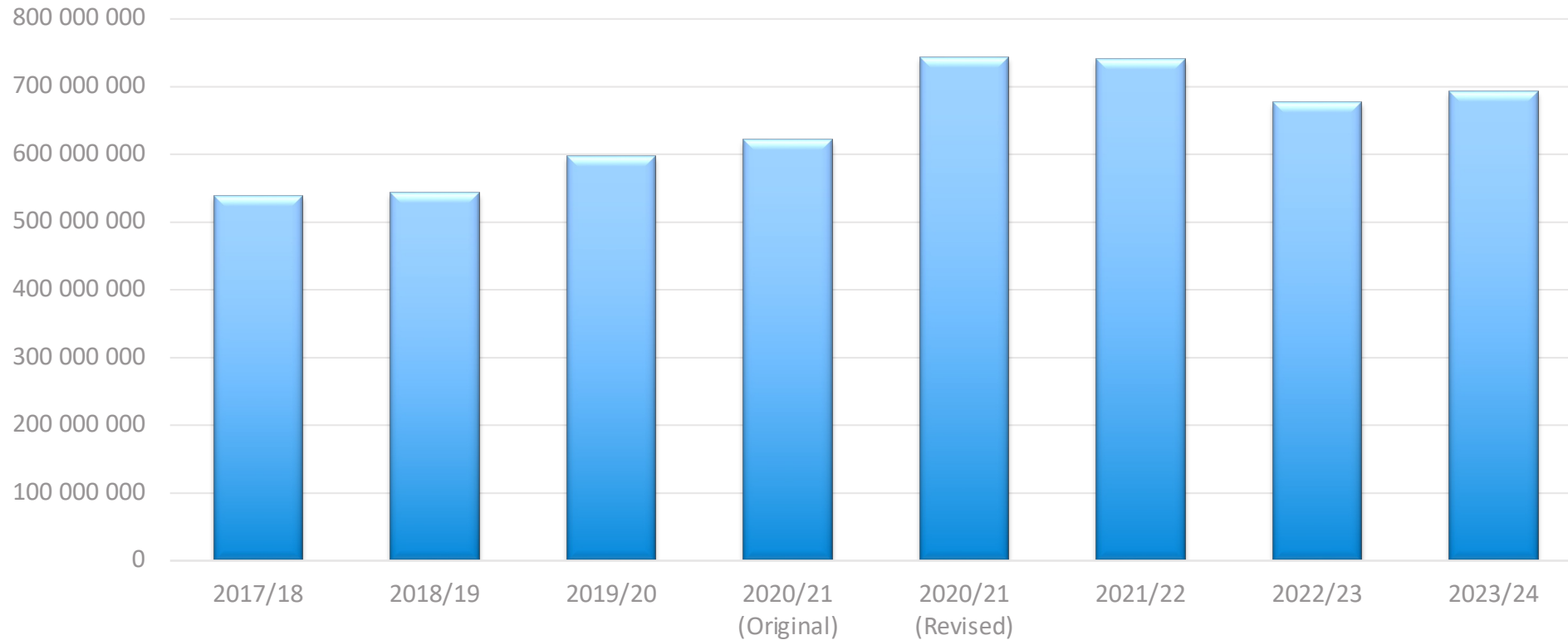
REVENUE VS EXPENDITURE



BASELINE ALLOCATION TREND

Years	2017/18	2018/19	2019/20	2020/21 (Original)	2020/21 (Revised)	2021/22	2022/23	2023/24
Baseline Grant	538 851 000	543 329 565	597 101 270	621 789 799	743 168 347	740 620 870	677 264 348	692 978 261

Baseline Grant



Performance
Information



PERFORMANCE PER PROGRAMME (1)

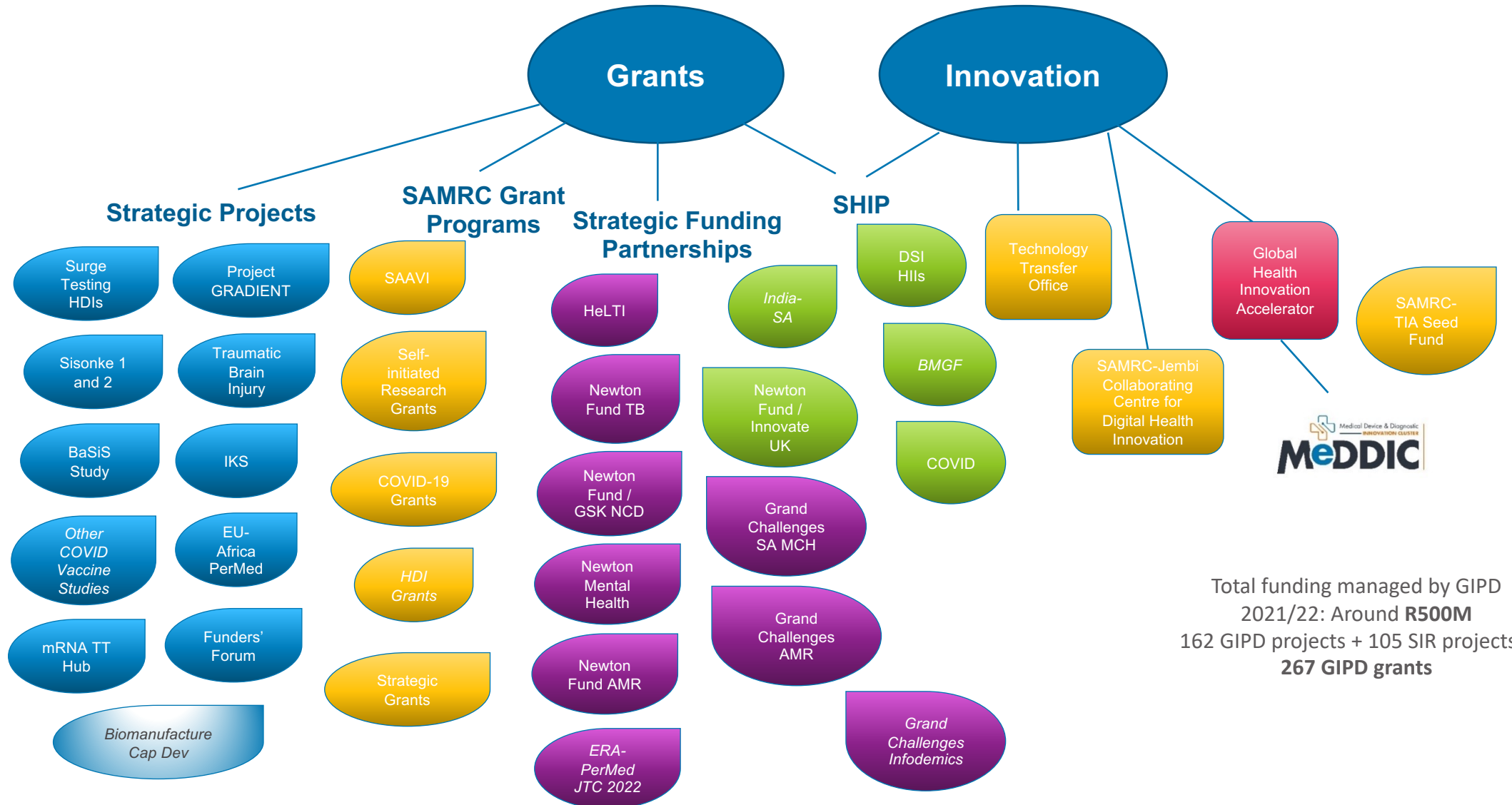
PROGRAM	OUTPUT INDICATOR	SP TARGET 2020/21- 2024/25	Final 2020/21 Performance	2021/22 PERFORMANC E TARGET	Final 2021/22 Performance
1. Administer health research effectively and efficiently in South Africa	A clean audit opinion on the SAMRC from the Auditor-General	Clean Audit	Clean Audit	Clean Audit	Clean Audit
	% of baseline budget spent on administration	20%	16%	20%	16%
2. Lead the generation of new knowledge	Accepted or published outputs by SAMRC affiliated and funded authors	3550	1261	750	1169
	Accepted or published outputs by SAMRC grant-holders acknowledging of SAMRC	930	281	200	265
	Accepted/published outputs by SAMRC-affiliated first and/or last author	1925	718	450	637
	Research grants awarded by the SAMRC	750	190	140	152
3. Support, through funding and other mechanisms, technology development and implementation, translation of research into policy and practice, and innovations in health and technology delivery to improve health	SAMRC-funded new innovation & technology projects	20	29	4	18
	SAMRC-funded ongoing innovation and technology projects	150	41	30	40
	Innovation disclosures made by SAMRC intramural research and innovation	5	1	1	3

PERFORMANCE PER PROGRAMME (2)

PROGRAM	OUTPUT INDICATOR	SP TARGET 2020/21- 2024/25	Final 2020/21 Performanc e	2021/22 PERFORMAN CE TARGET	Final 2021/22 Performance
4. Build human capacity for the long-term sustainability of the South African health research	Awards (scholarships, fellowships and grants) for MSc, PhD, Postdocs and Early Career Scientists	660	144	130	167
	Awards to female MSc, PhD, Postdocs and Early Career Scientists	488	106	90	122
	Awards to Black South African citizens and permanent resident MSc, PhD, Postdocs and Early Career Scientists classified as African	495	86	100	108
	Awards to MSc, PhD, Postdocs and Early Career Scientists from historically disadvantaged institutions (HDIs)	368	38	70	52
	MSc and PhD students graduated or completed	360	72	75	81
5. Translate new knowledge into policies and practices to improve health	Local or international policies, reports and guidelines that reference SAMRC research	27	44	5	58
	Reports and guidelines (co)produced by the SAMRC intramural researchers	25	58	5	64
	National or international bodies/committees that SAMRC employees serve on	250	90	50	96
	Conferences, seminars and continuing development points workshops supported by the SAMRC	50	26	10	72

SAMRC FUNDING PRIORITIES

GRANTS INNOVATION & PRODUCT DEVELOPMENT PROGRAMS



Total funding managed by GIPD
 2021/22: Around **R500M**
 162 GIPD projects + 105 SIR projects =
267 GIPD grants

SAMRC SHIP PROGRAM

Aim: Support the development of technologies and innovations to address priority diseases and improve delivery of health services - annual budget around R82 million (\$5.5M)

SHIP is loosely based on the Product Development Partnership (PDP) model, but applied in the African context

- 3-year strategy approved by DSI
- Joint decision making on priority areas and awards
- Funds and projects managed by the SAMRC

Focus	HIV	TB	NCD	MCH	AMR	Malaria	COVID-19
Treatment	✓	✓	✓	✓		✓	✓
Diagnosis	✓	✓	✓	✓	✓		✓
Prevention	✓	✓	✓	✓	✓		✓
Digital Health	✓	✓	✓	✓	✓	✓	✓
Precision Medicine			✓	✓			✓

Investments:

- TB, malaria and NCD drug discovery program at H3D
- HIV vaccine & BNabs program
- HIV trials
- HIV cure research
- TB diagnostics
- TB treatment studies
- NCDs – precision medicine
- MCH devices
- AMR surveillance



OTHER MAJOR PROGRAMS



Medical Research Council



- TB implementation
- NCDs
- Mental Health
- Anti-microbial Resistance

SAMRC-TIA Seed Fund



- Medical Devices & Therapeutics
- IKS / Plant-Based Medicines
- Medical Devices & Diagnostics



Project GRADIENT

Genetic diversity in Africa & effect on drugs for TB and malaria



Grand Challenges SA

BILL & MELINDA GATES foundation

- MCAH
- Anti-microbial Resistance
- *Infodemics*

Strategic Projects

- NESHIE
- Traumatic Brain Injury
- IK-based Medicines
- Healthy Life Trajectories Initiative



COVID



- Wastewater surveillance
- COVID clinical studies
 - Vaccines
 - Therapeutics
 - Surveillance
 - Epidemiology
- COVID diagnostics
- Basic science
- Community engagement
- mRNA vaccine development & manufacture



health

Department of Health
REPUBLIC OF SOUTH AFRICA



STRATEGIC RESEARCH INITIATIVES



**National Institutes
of Health**

South Africa-US Program for
Collaborative Biomedical Research
18 joint SA-US projects



For the global development and
delivery of antibiotic treatments for
drug-resistant bacterial infections
3 projects funded



BRICS STI COVID response – 7 projects
AMR diagnosis and treatment
Simulation and big data analytics
BRICS TB Research Network



E D C T P

Hosting agreement
Co-funding for Malaria & HIV
projects

OTHER



Public research funding agencies
addressing prevention and
treatment of non-communicable
diseases



Partnership with the BGI to establish a
genomics sequencing facility in Africa



Research partnership with
India on HIV and TB



Partnership with Sweden on
inequalities in health, health systems
and health systems policies

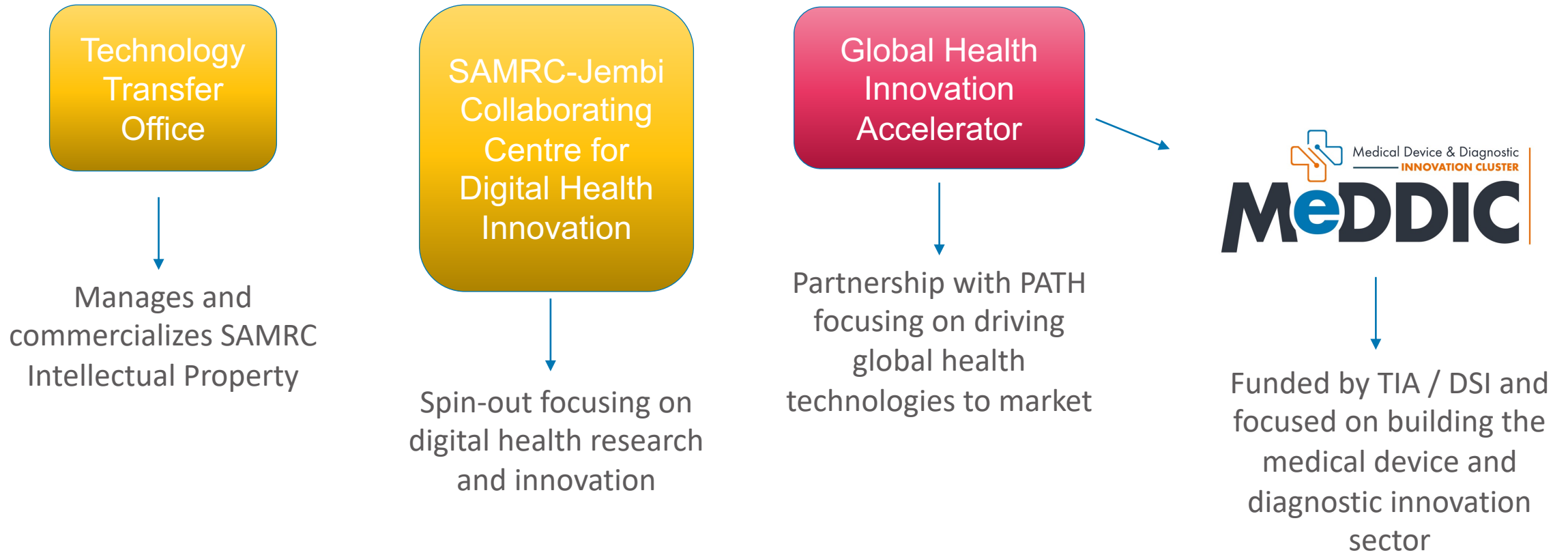


Global research collaboration
for infectious disease
preparedness



Participation in the EU-Africa Personalized Medicine Consortium and the
Joint Transnational Funding Call 2022

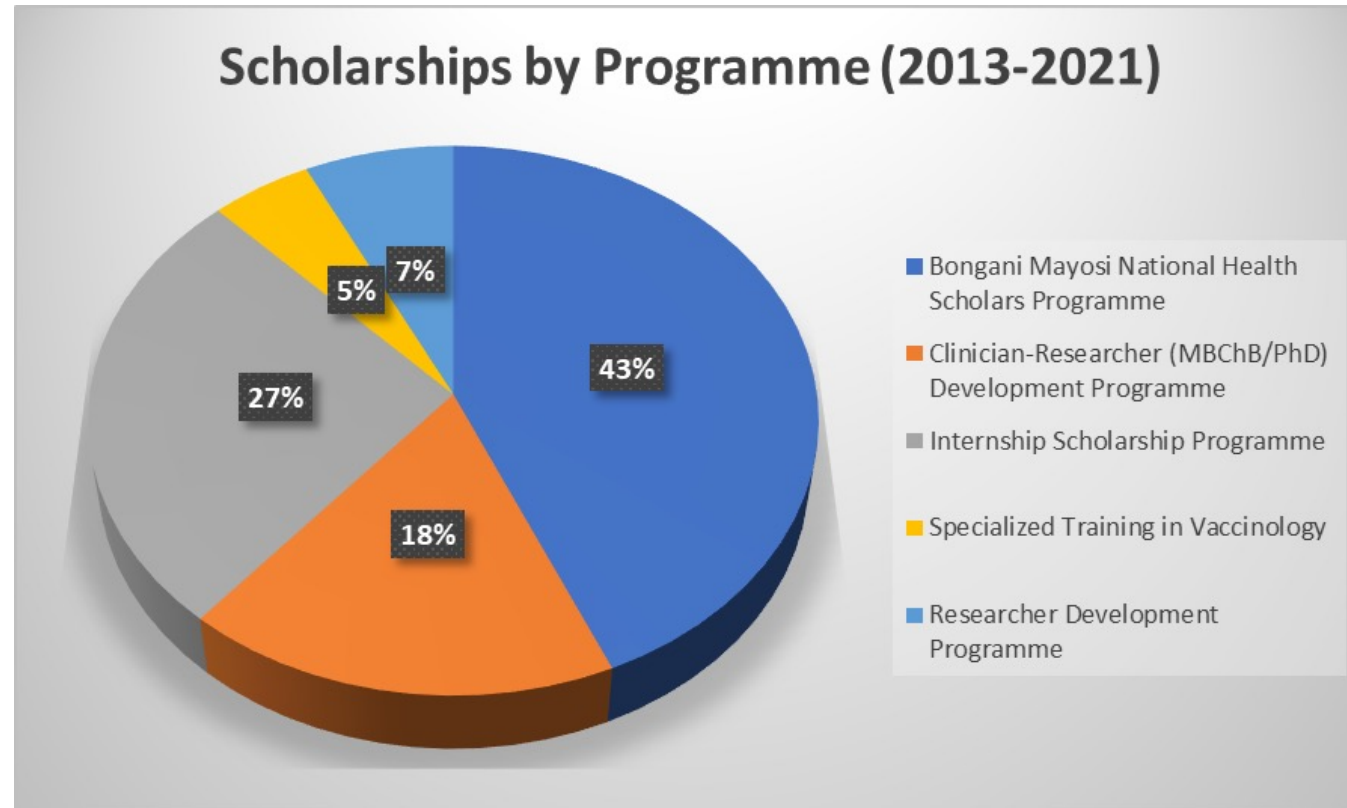
SAMRC INNOVATION PROGRAMS



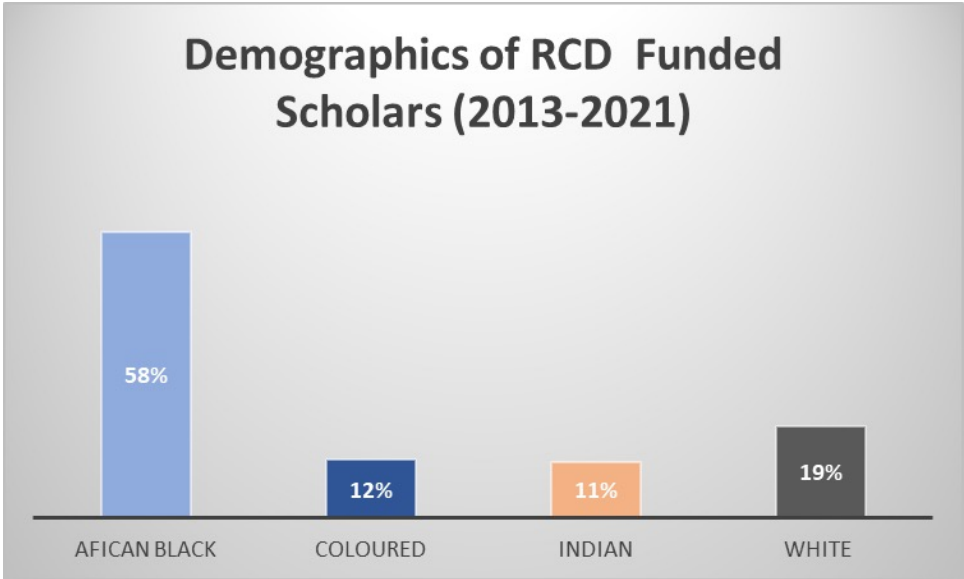
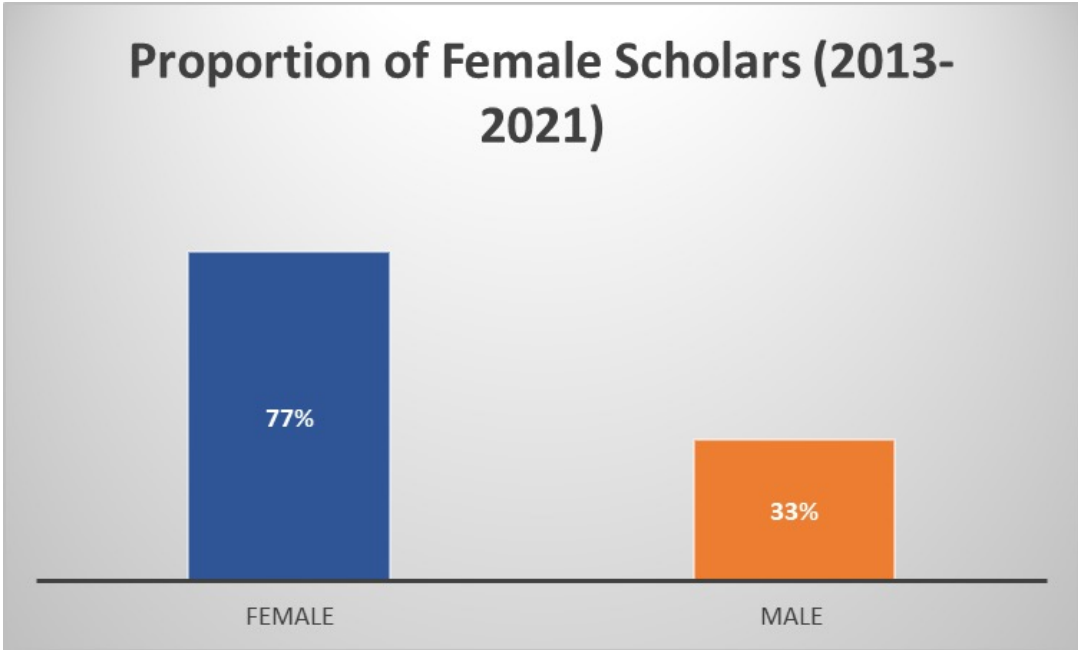
Transformation and Capacity Development



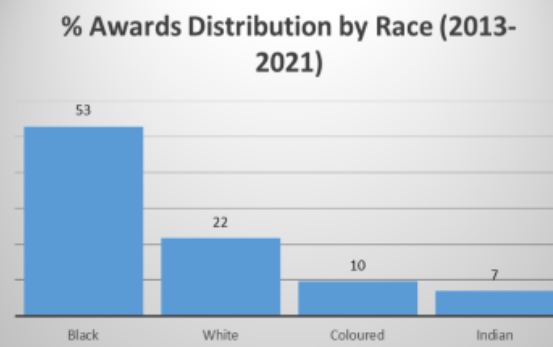
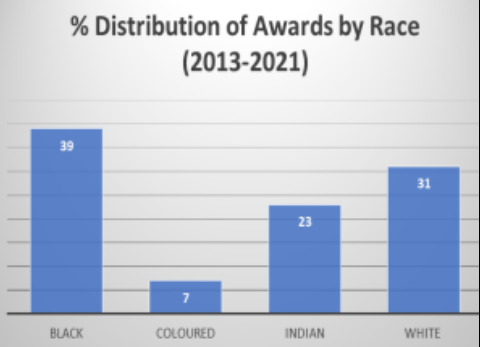
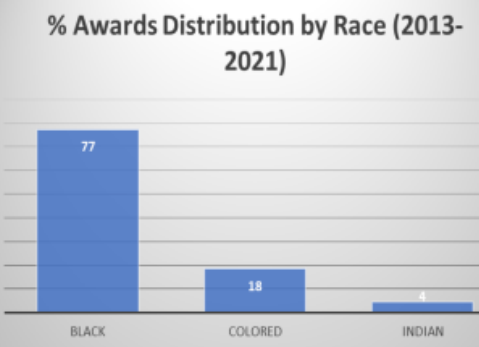
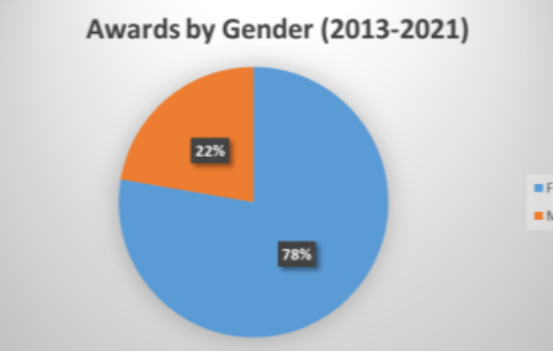
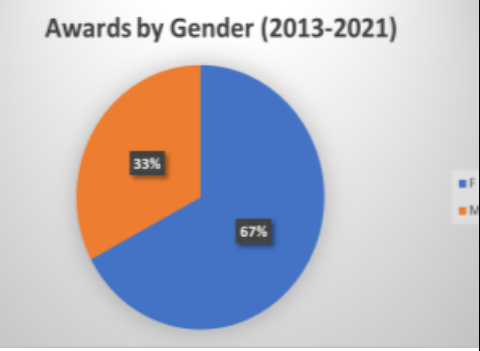
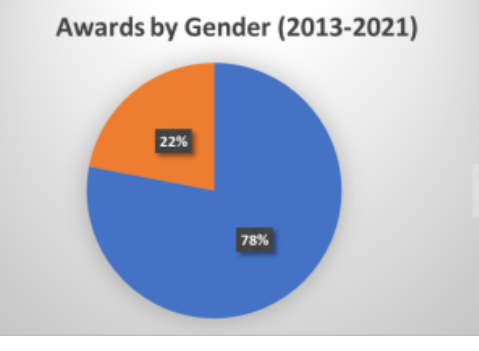
OVERALL DISTRIBUTION OF SAMRC SCHOLARSHIPS BY PROGRAMME



OVERALL DISTRIBUTION OF SAMRC SCHOLARSHIPS BY ETHNIC GROUP AND GENDER



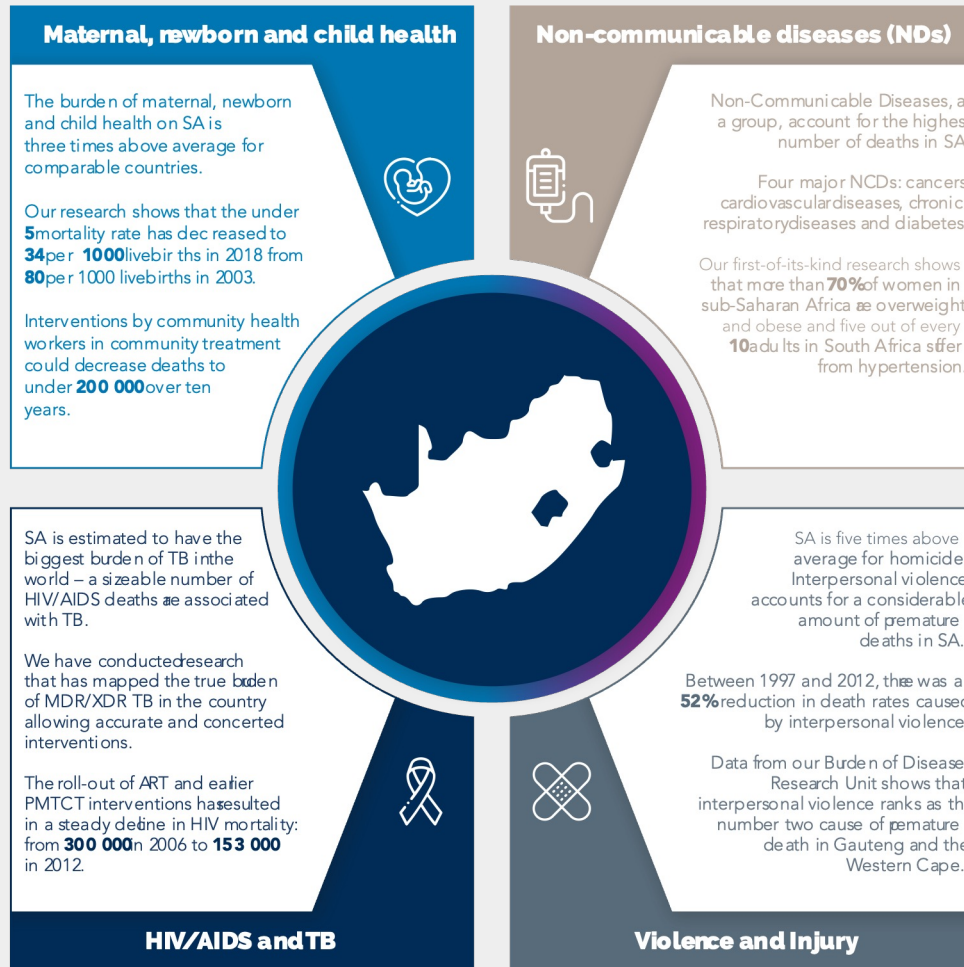
3 LARGEST SAMRC SCHOLARSHIP PROGRAMMES

Bongani Mayosi National Health Scholars Program (PhD and MSc)	Clinician Research Development Awards (PhD)	SAMRC Internship Programme (PhD and MSc)																												
<p>157 awards made, with 145 retained</p> <p>68 PhDs and 12 MScs graduated</p>	<p>61 funded scholars</p> <p>24 graduated</p>	<p>92 funded scholars, 58% in IMUs</p> <p>42 graduated</p>																												
<p>% Awards Distribution by Race (2013-2021)</p>  <table border="1"> <caption>% Awards Distribution by Race (2013-2021)</caption> <thead> <tr> <th>Race</th> <th>Percentage</th> </tr> </thead> <tbody> <tr> <td>Black</td> <td>53</td> </tr> <tr> <td>White</td> <td>22</td> </tr> <tr> <td>Coloured</td> <td>10</td> </tr> <tr> <td>Indian</td> <td>7</td> </tr> </tbody> </table>	Race	Percentage	Black	53	White	22	Coloured	10	Indian	7	<p>% Distribution of Awards by Race (2013-2021)</p>  <table border="1"> <caption>% Distribution of Awards by Race (2013-2021)</caption> <thead> <tr> <th>Race</th> <th>Percentage</th> </tr> </thead> <tbody> <tr> <td>BLACK</td> <td>39</td> </tr> <tr> <td>COLOURED</td> <td>7</td> </tr> <tr> <td>INDIAN</td> <td>23</td> </tr> <tr> <td>WHITE</td> <td>31</td> </tr> </tbody> </table>	Race	Percentage	BLACK	39	COLOURED	7	INDIAN	23	WHITE	31	<p>% Awards Distribution by Race (2013-2021)</p>  <table border="1"> <caption>% Awards Distribution by Race (2013-2021)</caption> <thead> <tr> <th>Race</th> <th>Percentage</th> </tr> </thead> <tbody> <tr> <td>BLACK</td> <td>77</td> </tr> <tr> <td>COLOURED</td> <td>18</td> </tr> <tr> <td>INDIAN</td> <td>4</td> </tr> </tbody> </table>	Race	Percentage	BLACK	77	COLOURED	18	INDIAN	4
Race	Percentage																													
Black	53																													
White	22																													
Coloured	10																													
Indian	7																													
Race	Percentage																													
BLACK	39																													
COLOURED	7																													
INDIAN	23																													
WHITE	31																													
Race	Percentage																													
BLACK	77																													
COLOURED	18																													
INDIAN	4																													
<p>Awards by Gender (2013-2021)</p>  <table border="1"> <caption>Awards by Gender (2013-2021)</caption> <thead> <tr> <th>Gender</th> <th>Percentage</th> </tr> </thead> <tbody> <tr> <td>Female</td> <td>78%</td> </tr> <tr> <td>Male</td> <td>22%</td> </tr> </tbody> </table>	Gender	Percentage	Female	78%	Male	22%	<p>Awards by Gender (2013-2021)</p>  <table border="1"> <caption>Awards by Gender (2013-2021)</caption> <thead> <tr> <th>Gender</th> <th>Percentage</th> </tr> </thead> <tbody> <tr> <td>Female</td> <td>67%</td> </tr> <tr> <td>Male</td> <td>33%</td> </tr> </tbody> </table>	Gender	Percentage	Female	67%	Male	33%	<p>Awards by Gender (2013-2021)</p>  <table border="1"> <caption>Awards by Gender (2013-2021)</caption> <thead> <tr> <th>Gender</th> <th>Percentage</th> </tr> </thead> <tbody> <tr> <td>Female</td> <td>78%</td> </tr> <tr> <td>Male</td> <td>22%</td> </tr> </tbody> </table>	Gender	Percentage	Female	78%	Male	22%										
Gender	Percentage																													
Female	78%																													
Male	22%																													
Gender	Percentage																													
Female	67%																													
Male	33%																													
Gender	Percentage																													
Female	78%																													
Male	22%																													

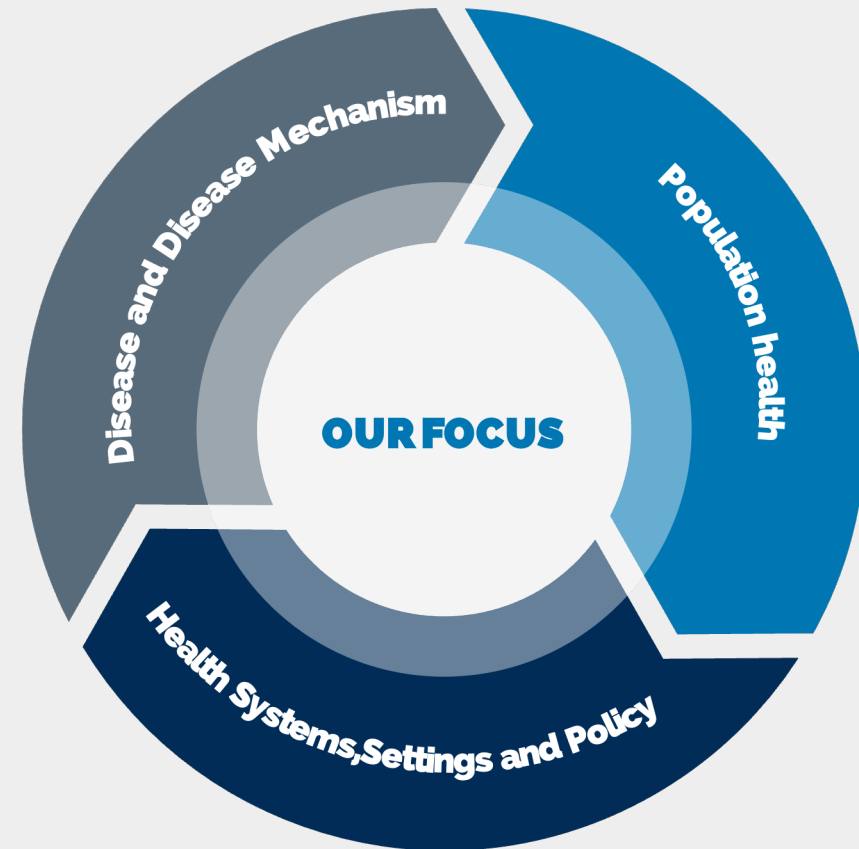
Our Research
at a Glance



RESEARCH PRIORITIES



South Africa's Burden of Disease



Focus on the top ten causes of death and disability and associated risk factors

HEALTH RESEARCH PRIORITIES – RESEARCH PROGRAMS

**Health Promotion and
Disease Prevention**

10 units

**Maternal, Child and
Women's Health**

4 units

**HIV, AIDS, TB and
Other Communicable
Diseases**

4 units

**Health Systems
Strengthening**

6 units

**Public Health
Innovation**

4 units

Biomedical Research

9 units

SAMRC RESEARCH & INNOVATION SUPPORT

Intramural Research Units

11 IMUs
Research focuses on the leading causes of death in South Africa

- Baseline allocation
- Performance allocation
- Contract funding

Platforms

PUDAC
BRIP
SAMRC Genomics Centre

- Baseline support
- Contract services
- Contract funding

Extramural Research Units & Centres

28 EMUs
Units at universities affiliated to the SAMRC centred around recognized experts

- Baseline allocation
 - Performance allocation

Centres:
2 Cancer; 10 HIV/TB; 4 Malaria

Strategic Research Initiatives

Strategic partnerships
Designated Authority (NRF, CDC, EDCTP)
SAMRC grant mechanisms (Cancer centres and strategic projects)

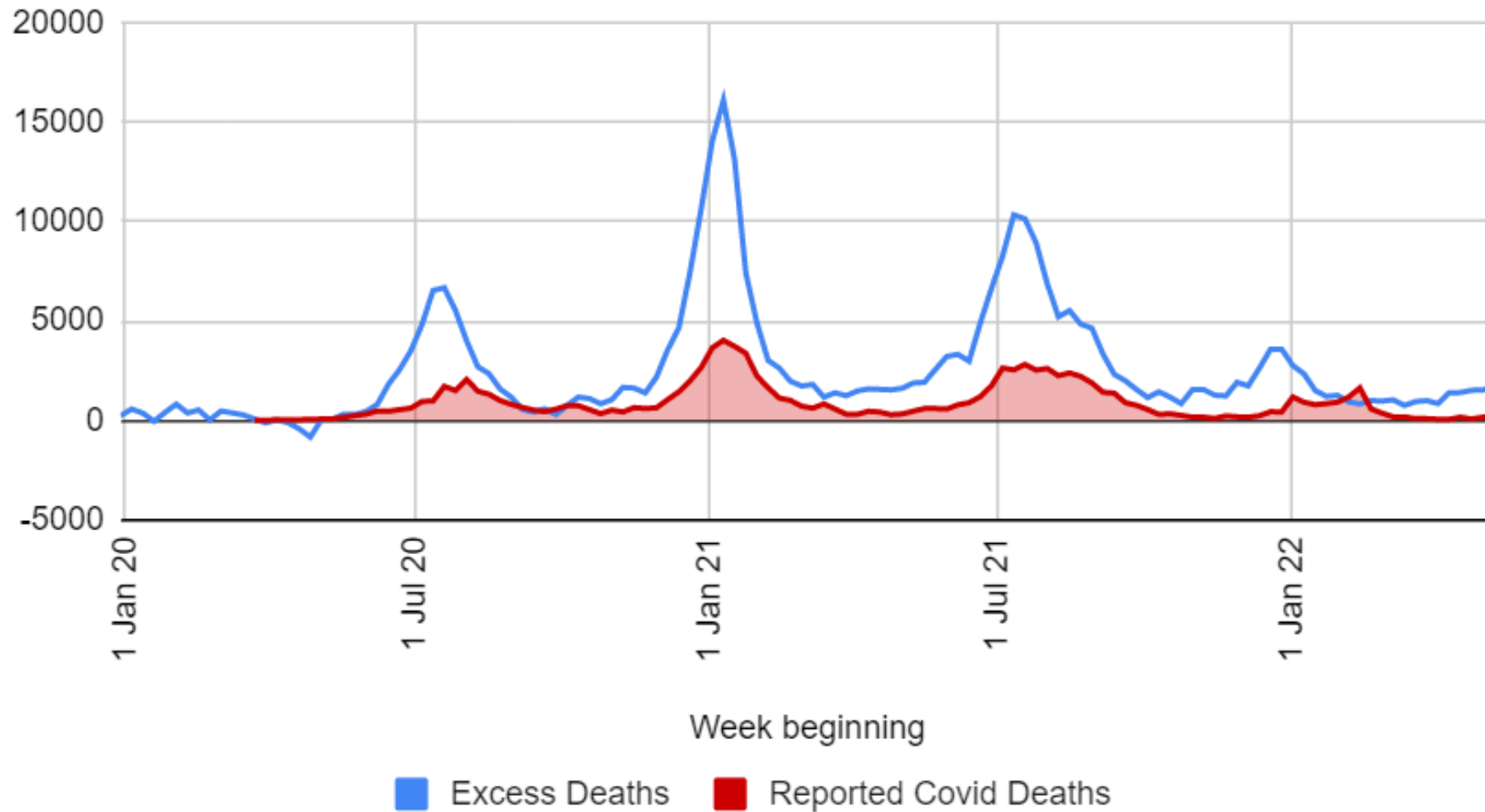
Grants Innovation & Product Development

SAMRC grant mechanisms
Strategic projects
Strategic partnerships
Innovation grants
Innovation support mechanisms

Research Capacity Development

Scholarships and career awards including PhD support, clinician awards, early- and mid-career investigator support, internships

RSA (Natural) Excess Deaths and Reported Covid-19 Deaths



KEY MORTALITY INDICATORS, RAPID MORTALITY SURVEY 2015-2020


INDICATOR		2015	2016	2017	2018	2019	2020
Life expectancy at birth	Total	63.3	63.9	64.6	64.8	65.3	64.7
	Male	60.1	60.9	61.6	61.8	62.4	62.2
	Female	66.6	66.9	67.6	67.9	68.2	67.2
Adult mortality (45q15)	Total	34%	33%	32%	31%	29%	31%
	Male	40%	39%	38%	37%	35%	36%
	Female	28%	27%	26%	25%	24%	26%
INDICATOR		2015	2016	2017	2018	2019	2020
Under-5 mortality rate (U5MR) per 1 000 live births		39	36	33	35	36	28
Infant mortality rate (IMR) per 1 000 live births		28	26	23	26	27	21
Neonatal mortality rate (<28 days) per 1 000 live births		12	12	12	11	12	12
INDICATOR1		2012	2013	2014	2015	2016	2017
Maternal mortality ratio (MMR) per 100 000 live births		164	153	166	153	137	109

Scientific
Impact,
Achievements
and Highlights




WASTEWATER SURVEILLANCE (WSARP)

- Tracking SARS-CoV-2 viral RNA in wastewater across 80+ wastewater treatment plants.
- Trends of SARS-CoV-2 in wastewater have been used as an indicator of COVID-19 presence in communities and contribute to the management thereof.
- WSARP strives to promote transformation with 75% of trainees being Black African and 50% being female.
- A total of 23 students were trained in sampling and scarce skills such as the quantification of viral RNA fragments
- This programme enabled the funding of multiple honours, masters and doctoral students registered at partner universities.



SAMRC WASTEWATER SURVEILLANCE: RECENT DEVELOPMENTS

- Week of 3/10/2022: sharp rise in SARS - CoV-2 RNA in wastewater in CT & WC
- Coincides with a rise in COVID-19 test positivity rate (NICD)
- Similar increases not observed elsewhere in the country at this stage
- Public alerted through a media statement.



MRNA TECHNOLOGY TRANSFER HUB

- To build capacity in LMICs to produce mRNA vaccines through sharing technical know-how with local and global producers.
- Supported by the WHO, the Medicines Patent Pool and the Act-Accelerator/COVAX.
- The mRNA hub comprises Afrigen Biologics, that will establish the mRNA vaccine production technology, SAMRC is providing the research and Biovac is the first manufacturing spoke.



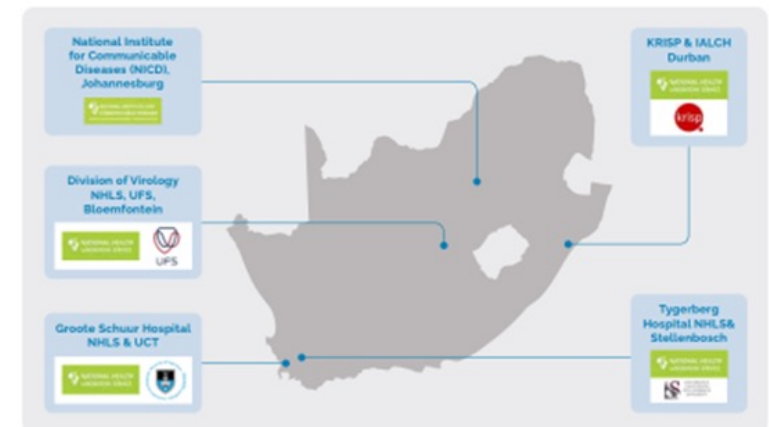
SAMRC - CHAN SOON-SHIONG FOUNDATION

- Partnering with the Chan Soon-Shiong Foundation on an ambitious program to build a vaccine manufacturing workforce.
- The Chan Soon-Shiong Foundation is committing R100M over 3-5 years, which, together with a contribution from the SAMRC.
- Aims to train technical experts to work in a commercial biomanufacturing environment, including in laboratory science, process engineering and quality assurance.















NETWORK FOR GENOMIC SURVEILLANCE (NGS-SA)

- NGS-SA is a network of laboratories, scientists and academic institutions that have joined forces to rapidly respond to public health threats.
- launched with 5 of the largest National Health Laboratory Service labs with funds from the Department of Science and Innovation (DSI) and SAMRC.
- The Network monitors the emergence and spread of new SARS-CoV-2 variants to inform a rapid response, working with the international science community to trace the movement of SARS-CoV-2 across countries.
- The NGS-SA also works with immunologists to evaluate the protection vaccines afford against the variants detected and the implications for vaccine rollouts.
- The Network is advancing scientific excellence in Africa
- More than 44 NGS-SA publications and pre-prints to date.



HIGH IMPACT FACTOR AND CITATIONS

	<p>Sadoff J, Gray G, Vandebosch A, Cárdenas V, Shukarev G, Grinsztejn B, Goepfert PA, Truyers C, Fennema H, Spiessens B, Offergeld K, Scheper G, Taylor KL, Robb ML, Treanor J, Barouch DH, Stoddard J, Ryser MF, Marovich MA, Neuzil KM, Corey L, Cauwenberghs N, Tanner T, Hardt K, Ruiz-Guiñazú J, Le Gars M, Schuitemaker H, Van Hoof J, Struyf F, Douguuih M. Safety and Efficacy of Single-Dose Ad26.COV2.S Vaccine against Covid-19. New England Journal of Medicine. 2021 Apr 21. DOI: 10.1056/NEJMoa2101544 [Original] Impact Factor: 176.079 Citations: 927</p>			<p>NCD Risk Factor Collaboration (NCD-RisC) (include: Kengne AP, Kruger HS, Matsha TE, Peer N, Wade AN). Worldwide trends in hypertension prevalence and progress in treatment and control from 1990 to 2019: a pooled analysis of 1201 population-representative studies with 104 million participants. Lancet. 2021 Sep 11;398(10304):957-980. Epub 2021 Aug 24. DOI: 10.1016/S0140-6736(21)01330-1 [Original] Impact Factor: 202.731 Citations: 253</p>	
	<p>COVID-19 Mental Disorders Collaborators [include: Wiysonge CS]. Global prevalence and burden of depressive and anxiety disorders in 204 countries and territories in 2020 due to the COVID-19 pandemic. Lancet. 2021 Nov 6;398(10312):1700-1712. Epub 2021 Oct 8. DOI: 10.1016/S0140-6736(21)02143-7. [Original] Impact Factor: 202.731 Citations: 382</p>			<p>Collie S, Champion J, Moultrie H, Bekker LG, Gray G. Effectiveness of BNT162b2 Vaccine against Omicron Variant in South Africa. New England Journal of Medicine. 2022 Feb 3;386(5):494-496. Epub 2021 Dec 29. DOI: 10.1056/NEJM2119270 [Letter] Impact Factor: 176.079 Citations: 210</p>	
	<p>Shinde V, Bhikha S, Hoosain Z, Archary M, Bhorat Q, Fairlie L, Lalloo U, Masilela MSL, Moodley D, Hanley S, Fouche L, Louw C, Tameris M, Singh N, Goga A, Dheda K, Grobbelaar C, Kruger G, Carrim-Ganey N, Baillie V, de Oliveira T, Lombard Koen A, Lombaard JJ, Mngqibisa R, Bhorat AE, Benadé G, Lalloo N, Pitsi A, Vollgraaff PL, Luabeya A, Esmail A, Petrick FG, Oommen-Jose A, Foulkes S, Ahmed K, Thombrayil A, Fries L, Cloney-Clark S, Zhu M, Bennett C, Albert G, Faust E, Plested JS, Robertson A, Neal S, Cho I, Glenn GM, Dubovsky F, Madhi SA. Efficacy of NVX-CoV2373 Covid-19 Vaccine against the B.1.351 Variant. New England Journal of Medicine. 2021 May 20;384(20):1899-909. Epub 2021 May 6. DOI: 10.1056/NEJMoa2103055 [Original] Impact Factor: 176.079 Citations: 263</p>			<p>Wolter N, Jassat W, Walaza S, Welch R, Moultrie H, Groome M, Amoako DG, Everatt J, Bhiman JN, Scheepers C, Tebeila N, Chiwandire N, du Plessis M, Govender N, Ismail A, Glass A, Mlisana K, Stevens W, Treurnicht FK, Makatini Z, Hsiao NY, Parboosing R, Wadula J, Hussey H, Davies MA, Boule A, von Gottberg A, Cohen C. Early assessment of the clinical severity of the SARS-CoV-2 omicron variant in South Africa: a data linkage study. The Lancet. 2022 Jan 28;399(10323):437-46. Epub 2022 Jan 19. DOI: 10.1016/S0140-6736(22)00017-4 [Original] Impact Factor: 202.731 Citations: 203</p>	

HIGH IMPACT FACTOR, CITATIONS AND MEDIA

Article	Altmetrics
<p>Office Of the President/ Vice President Sadoff J, Gray G, Vandebosch A, Cárdenas V, Shukarev G, Grinsztejn B, Goepfert PA, Truyers C, Fennema H, Spiessens B, Offergeld K, Scheper G, Taylor KL, Robb ML, Treanor J, Barouch DH, Stoddard J, Ryser MF, Marovich MA, Neuzil KM, Corey L, Cauwenberghs N, Tanner T, Hardt K, Ruiz-Guiñazú J, Le Gars M, Schuitemaker H, Van Hoof J, Struyf F, Douoguih M. Safety and Efficacy of Single-Dose Ad26.COVS Vaccine against Covid-19. New England Journal of Medicine. 2021 Apr 21. DOI: 10.1056/NEJMoa2101544 [Original]</p>	<ul style="list-style-type: none"> • Impact Factor: 176.079 • Citations: 927 • 52 Policy Citations. • 1 Clinical Citation across 1 source. • 210 News mentions across 5 URLs. • 3 Wikipedia references across 2 language editions. • 6,135 Twitter interactions across 22 URLs. • 782 tweets and 5,353 retweets.
<p>South African Cochrane Centre COVID-19 Mental Disorders Collaborators [include: Wiysonge CS]. Global prevalence and burden of depressive and anxiety disorders in 204 countries and territories in 2020 due to the COVID-19 pandemic. Lancet. 2021 Nov 6;398(10312):1700-1712. Epub 2021 Oct 8. DOI: 10.1016/S0140-6736(21)02143-7. [Original]</p>	<ul style="list-style-type: none"> • Impact Factor: 202.731 • Citations: 382 • 20 Policy Citations • 203 News mentions across 4 URLs • 6,458 Twitter interactions across 21 URLs • 1,261 tweets and 5,197 retweets.

HIGH IMPACT FACTOR, CITATIONS AND MEDIA

Article	Altmetrics
<p>Vaccine And Infectious Diseases Analytics Shinde V, Bhikha S, Hoosain Z, Archary M, Bhorat Q, Fairlie L, Laloo U, Masilela MSL, Moodley D, Hanley S, Fouche L, Louw C, Tameris M, Singh N, Goga A, Dheda K, Grobbelaar C, Kruger G, Carrim-Ganey N, Baillie V, de Oliveira T, Lombard Koen A, Lombaard JJ, Mngqibisa R, Bhorat AE, Benadé G, Laloo N, Pitsi A, Vollgraaff PL, Luabeya A, Esmail A, Petrick FG, Oommen-Jose A, Foulkes S, Ahmed K, Thombrayil A, Fries L, Cloney-Clark S, Zhu M, Bennett C, Albert G, Faust E, Plested JS, Robertson A, Neal S, Cho I, Glenn GM, Dubovsky F, Madhi SA. Efficacy of NVX-CoV2373 Covid-19 Vaccine against the B.1.351 Variant. New England Journal of Medicine. 2021 May 20;384(20):1899-909. Epub 2021 May 6. DOI: 10.1056/NEJMoa2103055 [Original]</p>	<ul style="list-style-type: none"> • Impact Factor: 176.079 • Citations: 263 • 31 Policy Citations • 40 News mentions across 5 URLs • 2 Wikipedia references across 1 language edition • 787 Twitter interactions across 11 URLs • 279 tweets and 508 retweets.
<p>Non-Communicable Disease Research Unit NCD Risk Factor Collaboration (NCD-RisC) (include: Kengne AP, Kruger HS, Matsha TE, Peer N, Wade AN). Worldwide trends in hypertension prevalence and progress in treatment and control from 1990 to 2019: a pooled analysis of 1201 population-representative studies with 104 million participants. Lancet. 2021 Sep 11;398(10304):957-980. Epub 2021 Aug 24. DOI: 10.1016/S0140-6736(21)01330-1 [Original]</p>	<ul style="list-style-type: none"> • Impact Factor: 202.731 • Citations: 253 • 46 News mentions across 6 URLs. • 733 Twitter interactions across 8 URLs. • 175 tweets and 558 retweets.

HIGH IMPACT FACTOR, CITATIONS AND MEDIA

Article/Letter	Altmetrics
<p>Office Of the President/ Vice President Collie S, Champion J, Moultrie H, Bekker LG, Gray G. Effectiveness of BNT162b2 Vaccine against Omicron Variant in South Africa. New England Journal of Medicine. 2022 Feb 3;386(5):494-496. Epub 2021 Dec 29. DOI: 10.1056/NEJMc2119270 [Letter]</p>	<ul style="list-style-type: none"> • Impact Factor: 176.079 • Citations: 210 • 11 Policy Citations. • 2,815 Twitter interactions across 26 URLs. • 989 tweets and 1,826 retweets.
<p>Antibody Immunity Wolter N, Jassat W, Walaza S, Welch R, Moultrie H, Groome M, Amoako DG, Everatt J, Bhiman JN, Scheepers C, Tebeila N, Chiwandire N, du Plessis M, Govender N, Ismail A, Glass A, Mlisana K, Stevens W, Treurnicht FK, Makatini Z, Hsiao NY, Parboosing R, Wadula J, Hussey H, Davies MA, Boulle A, von Gottberg A, Cohen C. Early assessment of the clinical severity of the SARS-CoV-2 omicron variant in South Africa: a data linkage study. The Lancet. 2022 Jan 28;399(10323):437-46. Epub 2022 Jan 19. DOI: 10.1016/S0140-6736(22)00017-4 [Original]</p>	<ul style="list-style-type: none"> • Impact Factor: 202.731 • Citations: 203 • 7 Policy Citations (WHO and Government of Finland). • 3 News mentions across 1 URL. • 161 Twitter interactions across 4 URLs. • 66 tweets and 95 retweets.

FOUR NEW EXTRAMURAL RESEARCH UNITS



Prof Ntobeko Ntusi



Prof Refilwe Phaswana-Mafuya




Prof Colette Dandara



Prof Pascal Bessong

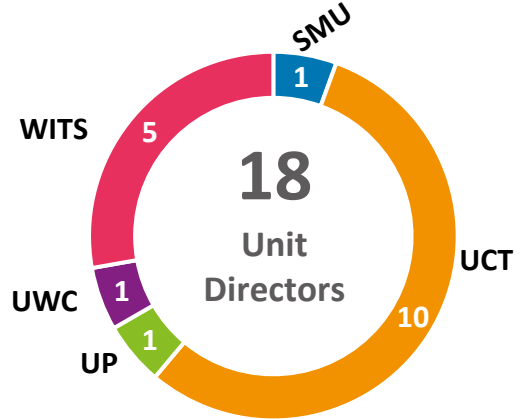
FOUR NEW EXTRAMURAL RESEARCH UNITS



EXTRAMURAL RESEARCH UNITS


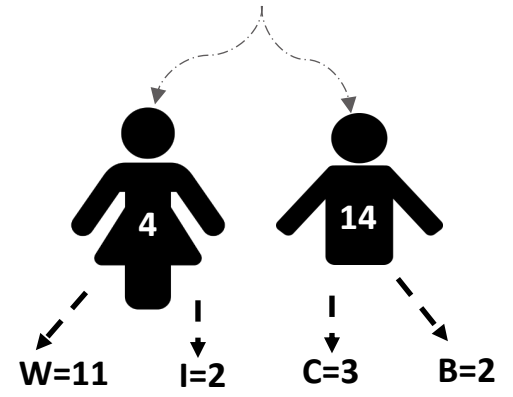


TRANSFORMATION & DIVERSITY (2014 VERSUS 2022)



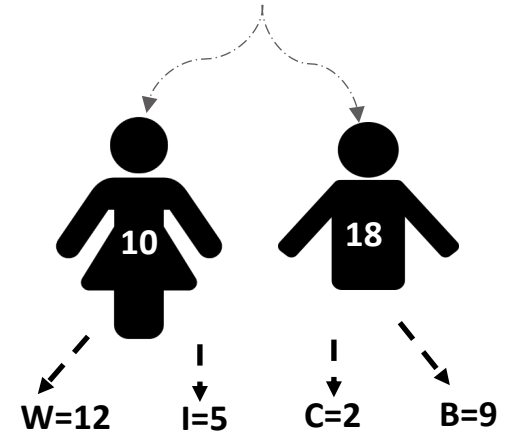
As of 1 April 2014; 5 institutions

Of the 18 Units & Unit Directors



As of 1 April 2022; 11 institutions

Of the 28 Units & Unit Directors



PROF PHASWANA-MAFUYA CORONATED AS QUEEN OF RESEARCH IN GHANA



Communications
and Stakeholder
Engagements



PUBLIC SOCIAL RESPONSIBILITY ENGAGEMENTS



SAMRC calling to action the need for Environmental Awareness and participation by initiating and participating in engagements encouraging a social responsibility mentality of its employees.



WORLD DIABETES DAY



A day to raise awareness about this chronic disease, SAMRC embarked on a family friendly walk, at Meerendal Wine Estate. The event included diabetes screening opportunities on site available to the public.



WORLD TB DAY

Under the theme “Invest to End TB. Save Lives”, raising awareness about this important epidemic and reiterate the message that TB can be defeated. An exciting initiative focused on Health Awareness, Health Promotion, Disease Prevention and Early Detection, was held in Pretoria, aimed at engaging with the community and sharing our work.



STAKEHOLDER ENGAGEMENTS



European Union visits SAMRC.

A delegation including members from the Kenyan National Government visited SAMRC on an information sharing as well as possible collaboration mission. The two-day visit yielded partnerships between the two parties.

SAMRC hosted a delegation of the European Union (EU) at its Head Office, Parow Campus in Cape Town. The meeting was also aimed at identifying the similarities, sharing achievements and challenges, as well as exploring possible future collaborations.



Kenya Medical Research Institution (KEMRI) visits SAMRC.

WOMEN IN SCIENCE' EVENT WITH THE US SECRETARY OF STATE



JAGERSFONTEIN MINE DISASTER



JAGERSFONTEIN MINE DISASTER (CONTINUED)



JAGERSFONTEIN MINE DISASTER (CONTINUED)



JAGERSFONTEIN MINE DISASTER (CONTINUED)



JAGERSFONTEIN MINE DISASTER (CONTINUED)



JAGERSFONTEIN MINE DISASTER (CONTINUED)



THANK YOU