

ANNUAL INCENTIVE REPORT 2020/21

Industrial Financing Branch (IFB)

PRESENTATION TO PORTFOLIO COMMITTEE ON
TRADE AND INDUSTRY

01 MARCH 2022



the dtic

Department:
Trade, Industry and Competition
REPUBLIC OF SOUTH AFRICA

the dtic - together, growing the economy

the dtic Customer Contact Centre: 0861 843 384

the dtic Website: www.thedtic.gov.za

2020/21 Annual Incentive Report


CONTENTS

- ❑ The Industrial Financing Branch
- ❑ Incentive Clusters
- ❑ Incentive Performance Overview
 - Approvals
 - Disbursements



the dtic

Department:
Trade, Industry and Competition
REPUBLIC OF SOUTH AFRICA




THE INDUSTRIAL FINANCING BRANCH (IFB)



THE PURPOSE

To grow sustainable, competitive enterprises which support national priorities through accessible industrial finance.



OBJECTIVE ONE

Evidence-based designing, administering, monitoring and evaluating of manufacturing incentives programmes based on national policies in labour-intensive sectors on an ongoing basis.



OBJECTIVE TWO

To build partnerships to increase financing to accelerate growth of the manufacturing and internationally-traded services sectors over the long term.



the dtic

Department:
Trade, Industry and Competition
REPUBLIC OF SOUTH AFRICA

DIVISIONAL SERVICE CHARTER

We commit to customer centricity by:



Treating customers trustfully,
honestly, ethically and
professionally



Caring for our investors,
entrepreneurs, customers,
communities, nation and
environment



Being accountable and taking
full responsibility for our actions



Embracing operational
excellence



the dtic

Department:
Trade, Industry and Competition
REPUBLIC OF SOUTH AFRICA

INCENTIVE CLUSTERS

1 MANUFACTURING INVESTMENT CLUSTER

Manufacturing incentives aim to catalyse additional investment in the manufacturing sector and support broader participation in the mainstream economy. These incentives focus on assisting businesses owners and targeting job creation for individuals from historically disadvantaged communities and marginalised regions.

- Black Industrialists Scheme (BIS)
- 12I Tax Allowance Incentive (12I)
- Automotive Incentive Scheme (AIS)
- Agro-Processing Support Scheme (APSS)
- Aquaculture Development and Enhancement Programme (ADEP)
- Strategic Partnership Programme (SPP)
- Manufacturing Competitiveness Enhancement Programme (MCEP)

4 INFRASTRUCTURE INVESTMENT CLUSTER

These incentives provide grants for industrial infrastructure initiatives that are aimed at enhancing infrastructure, industrial development and export of value-added commodities, and ensure that the funded projects are primed to attract foreign direct investment.

Incentives that are included in this sector are:

- Special Economic Zones (SEZ)
- Critical Infrastructure Programme and Industrial Parks (CIP)
- Cluster Development Programme (CDP)

2 INNOVATION INVESTMENT CLUSTER

The innovation investment cluster promotes innovation and technology development. Incentives included in this sector are:

- Technology and Human Resources for Industry Programme (THRIP)
- Support Programme for Industrial Innovation (SPII)

3 SERVICES INVESTMENT CLUSTER

These incentives stimulate increased investment and job creation in the services sector, with a focus on projects that create employment opportunities for the youth (aged 18-34 years). These incentives also support export revenue from offshoring services.

- Global Business Services (GBS)
- Film and Television Production Incentive (FTPI)

5

The incentives in this cluster aim to support industrial competitiveness and growth of South African goods and services in the global economy, by providing funding to showcase services and products to potential investors in the global market and by supporting feasibility studies for projects with high export potential.

- Export Marketing and Investment Assistance Scheme (EMIA)
- Capital Projects Feasibility Programme (CPFP)

2020/21 INCENTIVE PERFORMANCE OVERVIEW



GRANT



LOAN



TAX ALLOWANCE

FUNDING APPROVED IN 2020/21 TO SUPPORT INDUSTRIALISATION

PROJECTS SUPPORTED	APPROVAL AMOUNT	PROJECTED INVESTMENT	NEW JOBS TO BE CREATED	JOBS TO BE RETAINED
 216	 R8 830 622 116	 R27 966 606 272	 18 330	 22 272

INVESTMENT MULTIPLIER **3.2**



Projects supported

142

65

9



Approval Amount

R4 660 998 824

R612 059 733

R3 557 563 559



Projected Investment

R14 461 559 595

R1 615 179 823

R11 889 866 854



New Jobs to be Created

17 055

87

1 188



Jobs to be Retained

13 234

7 692

1 346



the dtic

Department:
Trade, Industry and Competition
REPUBLIC OF SOUTH AFRICA

2020/21 INCENTIVE PERFORMANCE OVERVIEW



the dtic

Department:
Trade, Industry and Competition
REPUBLIC OF SOUTH AFRICA

PROJECTED LOCALISATION IN THE NEXT TWO TO THREE YEARS

Projected local procurement from supported projects in the automotive sector

R45 177 858 430



Projected local procurement from SMMEs for 121 supported projects

R1 795 804 937



Supported productions in South Africa have projected spending of R2.2 billion in the local economy

R2 234 604 949



Supported productions in South Africa will procure services to the value of R475.6 million from Black suppliers

R475 586 927


























the dtic

Department:
Trade, Industry and Competition
REPUBLIC OF SOUTH AFRICA

INCREASED STRATEGIC INVESTMENT TOWARDS INCLUSIVE GROWTH OF THE SOUTH AFRICAN ECONOMY: KEY INDUSTRIES



					
Industrial infrastructure	*Industrial infrastructure through SEZs and IPs	Agro-processing including furniture	Steel and metal fabrication	Automotive	Mineral beneficiation
 R2 810 180 979	 R2 678 860 715	 R1 946 021 509	 R1 234 641 451	 R785 641 872	 R640 026 511
 R9 719 329 992	 R4 245 500 000	 R4 128 196 879	 R6 486 923 895	 R3 085 939 293	 R2 544 904 324
 2 458	 1 776	 3 379	 1 061	 13 486	 847

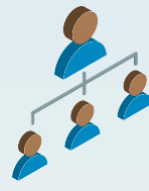
Approval Amount




Projected Investment
































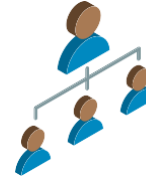


Jobs to be Supported




*Industrial infrastructure through SEZs and IPs is a subset of Industrial Infrastructure
 **Poultry & Furniture are subsets of agro-processing

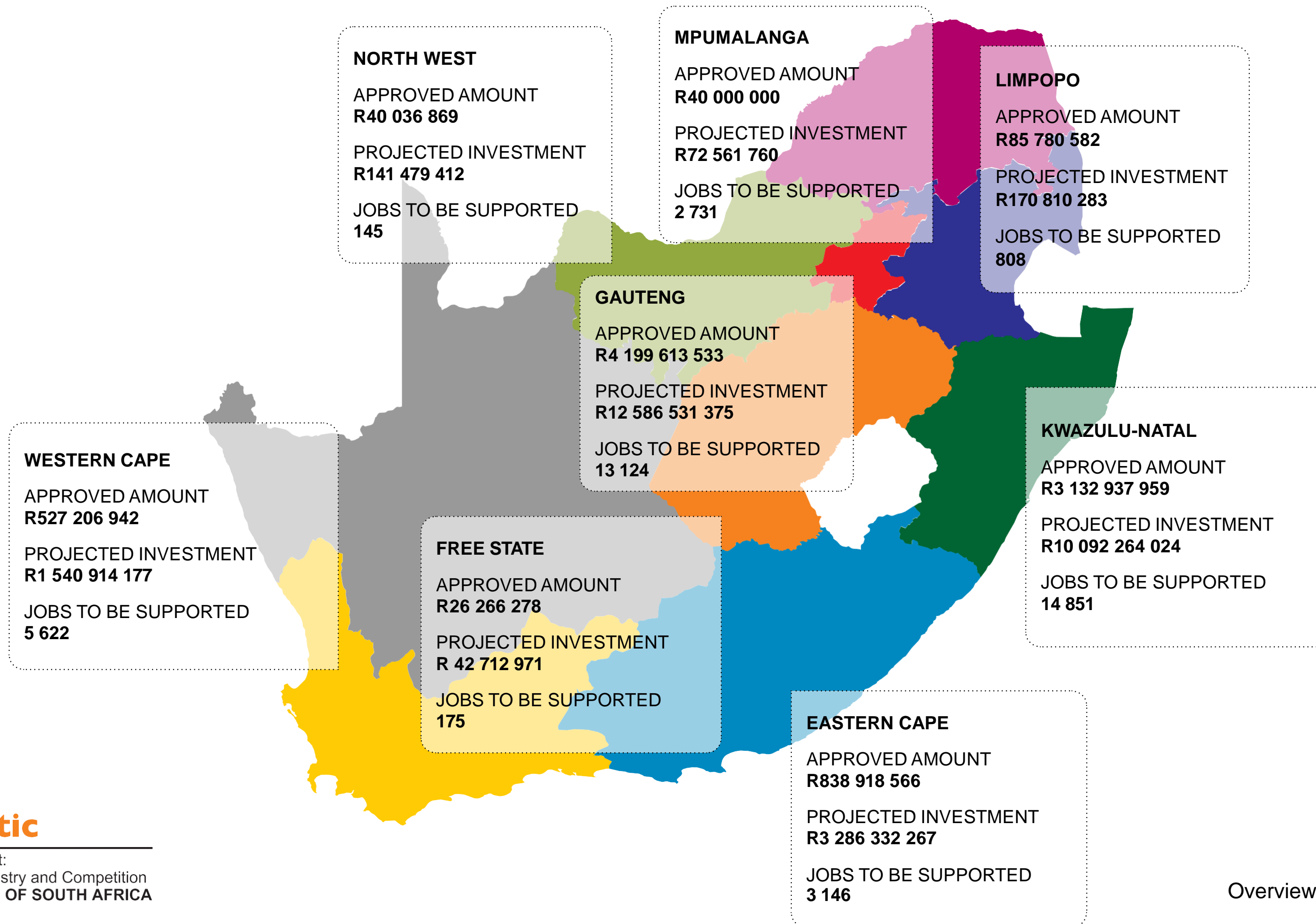


							
Chemicals, plastics and gas	Health economy	High tech sectors	Renewables/ green economy	Clothing, textile/leather and footwear	Pharmaceuticals	Business process services	Creative industries
 R353 904 220	 R283 042 307	 R94 871 181	 R94 871 181	 R6 072 942	 R16 000 000	 R89 212 500	 R583 104 632
 R1 160 702 301	 R539 514 469	 R169 006 296	 R71 243 315	 R22 692 475	 R20 000 000	 R5 422 756 125***	 R2 234 604 949****
 4 309	 2 330	 75	 120	 183	 76	 8 772	 3 675

***Export Revenue
**** Domestic Spend



CONTRIBUTING TOWARDS THE DISTRICT ECONOMIC DEVELOPMENT MODEL



the dtic

Department:
Trade, Industry and Competition
REPUBLIC OF SOUTH AFRICA

	APPROVAL AMOUNT	PROJECTED INVESTMENT	JOBS TO BE SUPPORTED
EASTERN CAPE	R838 918 566	R3 286 332 267	3 146
Amathole District Municipality	R20 000 000	R465 549 268	224
Buffalo City Metropolitan Municipality	R563 173 772	R2 136 202 608	1 016
Nelson Mandela Bay Metropolitan Municipality	R254 744 794	R683 580 391	1 899
OR Tambo District Municipality	R1 000 000	R1 000 000	7
FREE STATE	R26 266 278	R42 712 971	175
Mangaung Metropolitan Municipality	R7 045 441	*	14
Thabo Mofutsanyana District Municipality	R19 220 837	R42 712 971	161
GAUTENG	R4 199 613 533	R12 586 531 375	13 124
City of Ekurhuleni Metropolitan Municipality	R1 420 878 383	R8 256 485 105	2 761
City of Johannesburg Metropolitan Municipality	R435 650 452	R530 908 636	5 978
City of Tshwane Metropolitan Municipality	R2 328 984 698	R3 765 937 633	4 341
Sedibeng District Municipality	R14 100 000	R33 200 000	44
KWAZULU-NATAL	R3 132 937 959	R10 092 264 024	14 851
eThekweni Metropolitan Municipality	R1 240 181 729	R3 213 386 899	11 884
iLembe District Municipality	R12 494 534	R35 698 669	2 223
King Cetshwayo District Municipality	R1 856 289 194	R6 793 586 161	584
Ugu District Municipality	R3 249 682	R11 283 072	52
uMgungundlovu District Municipality	R20 722 820	R38 309 223	108

LIMPOPO	R85 780 582	R170 810 283	808
Capricorn District Municipality	R55 974 896	R6 000 000	450
Sekhukhune District Municipality	R4 476 139	R22 380 691	10
Vhembe District Municipality	R19 949 547	R115 179 592	148
Waterberg District Municipality	R5 380 000	R27 250 000	200
MPUMALANGA	R40 000 000	R72 561 760	2 731
Ehlanzeni District Municipality	R30 000 000	R62 561 760	2 562
Nkangala District Municipality	R10 000 000	R10 000 000	169
NORTH WEST	R40 036 869	R141 479 412	145
Bojanala Platinum District Municipality	R23 036 869	R84 379 412	144
Ngaka Modiri Molema District Municipality	R17 000 000	R57 100 000	1
WESTERN CAPE	R527 206 942	R1 573 914 177	5 622
City of Cape Town Metropolitan Municipality	R500 188 078	R1 540 125 597	5 545
West Coast District Municipality	R27 018 864	R33 788 580	77



the dtic

Department:
Trade, Industry and Competition
REPUBLIC OF SOUTH AFRICA

INDUSTRIAL PARKS REVITALISATION PROGRAMME (IPRP) PROMOTING DEVELOPMENT IN RURAL AREAS

The focus of the initial phases of any revitalisation programme is on infrastructure provision of roads and security upgrades, installation of sewerage, water, and electricity infrastructure, and refurbishment of top structures. A total of 2 272 construction jobs were created by supported projects from inception of the incentive in 2016/17.

Investment in industrial parks assists SMMEs located in townships and rural areas to contribute to economic growth.

					
	Number of SMMEs	Number of local area SMMEs	Contract value to main contractor	Spending to SMMEs subcontractors	Women-owned SMMEs
Total	69	56	R289 533 972	R60 158 039	10

Province	Industrial park	Claim amount	Total jobs
Gauteng	Babelegi IP	R61 617 702	234
Free State	Botshabelo IP	R27 471 718	150
Eastern Cape	Dimbaza IP	R49 999 796	400
Gauteng	Ekandustria IP	R33 695 167	113
Gauteng	Garankuwa IP	R42 133 447	85
KwaZulu-Natal	Isithebe IP	R34 863 613	162
Eastern Cape	Komani/Queendustria IP	R43 631 155	130
North West	Mogwase IP	R79 946 036	366
Limpopo	Nkowankowa IP	R40 172 274	338
Free State	Phuthaditjhaba IP	R50 000 000	85
Limpopo	Seshego IP	R12 896 021	96
Eastern Cape	Vulindlela IP	R36 316 674	113
Total		R512 743 603	2 272


611
Youth jobs supported
(2018/19 to 2020/21)


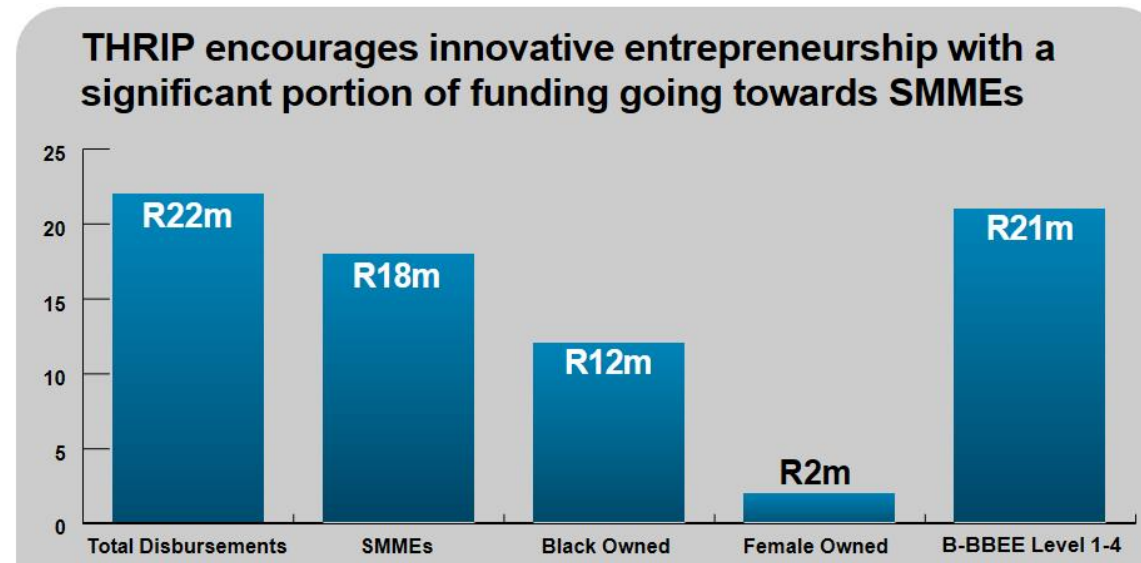
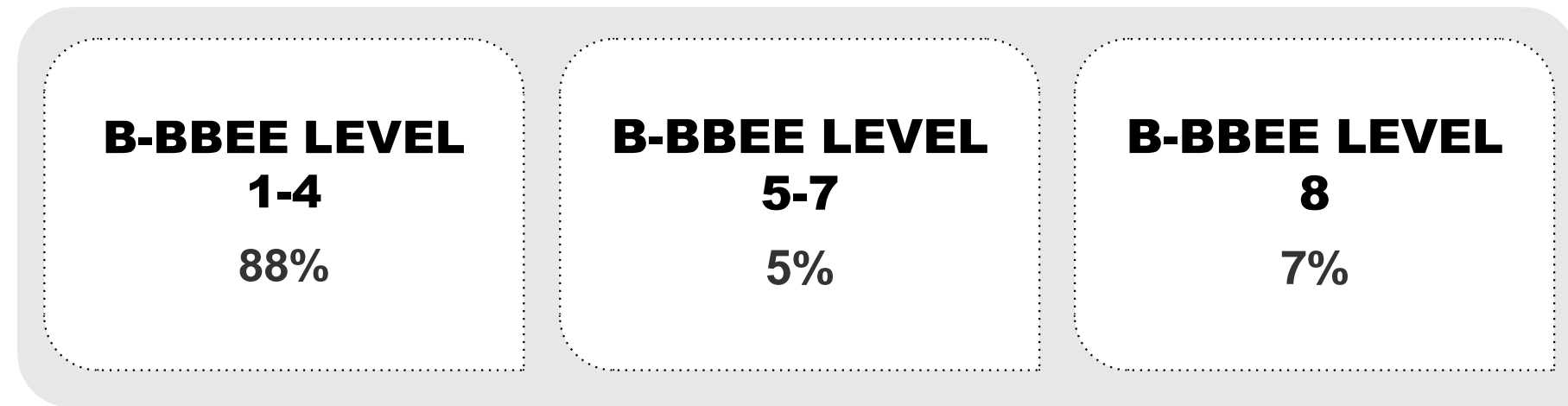
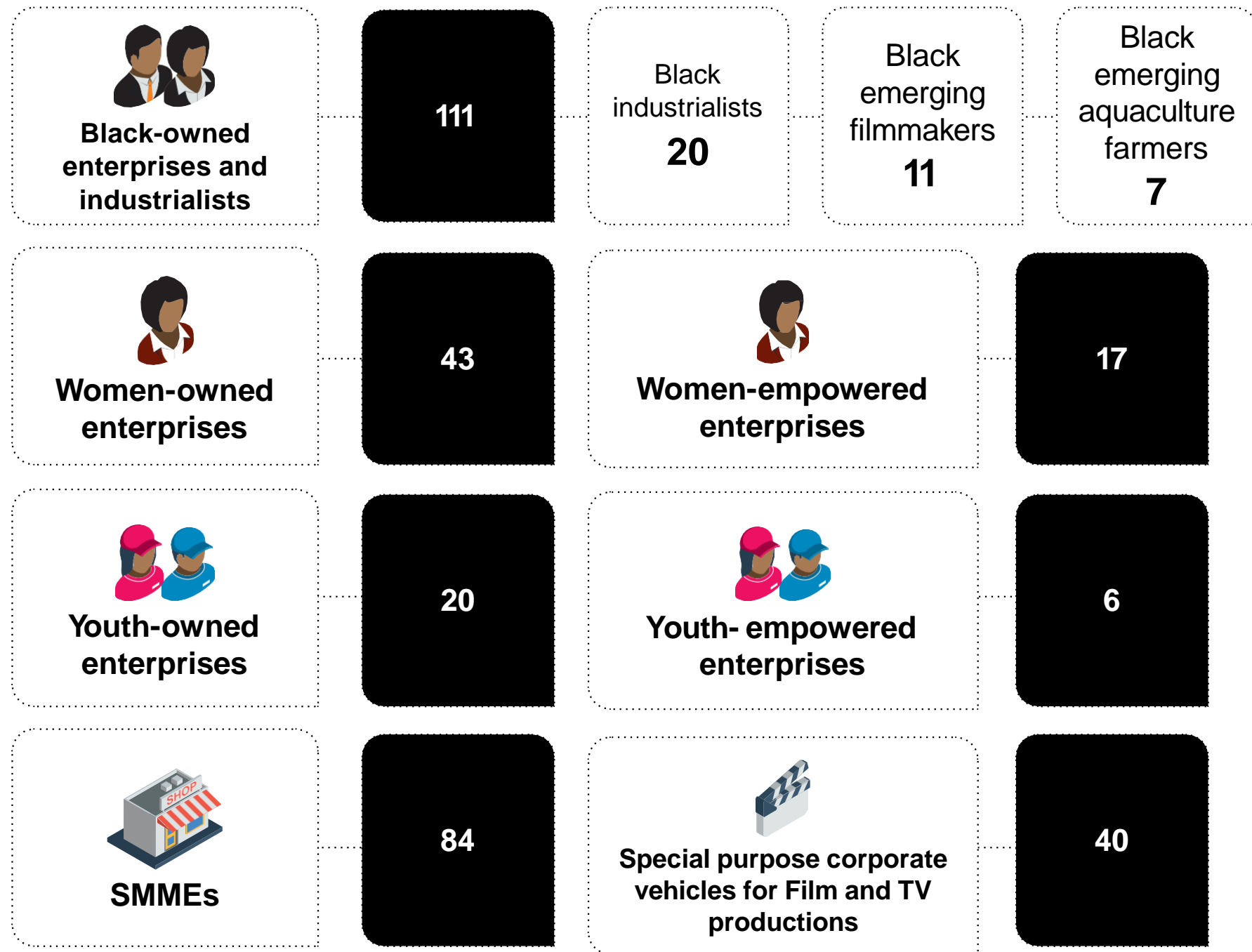

295
Female jobs supported
(2018/19 to 2020/21)



the dtic

Department:
Trade, Industry and Competition
REPUBLIC OF SOUTH AFRICA

PROMOTING A STRONG AND INCLUSIVE ECONOMY THROUGH OWNERSHIP AND SMMEs



Promoting the skilling of Black and female students and researchers in science, engineering and technology.

TOTAL STUDENTS	FEMALE STUDENTS	BLACK STUDENTS
89	37	61

INDUSTRIALISATION SUPPORTING TRANSFORMATION

The Women Empowerment Fund
 This fund is administered by the NEF to enhance the participation of Black women-owned businesses in the South African economy. Funding is provided in the form of concessionary loans or equity with a maximum interest rate of 2.0% to support projects that assist in creating jobs and increasing productive capacity. Implementation of this fund commenced at the end of March 2021.

The Black Business Manufacturers Fund
 This loan funding is administered by the NEF. The industrial loan facility is aimed at supporting manufacturing companies with working capital, machinery, and equipment at a 2.0% interest rate per annum. The fund was implemented towards the end of March 2021.

COVID-19 IMPACT ON BUSINESSES AND IFB'S RESPONSE



IMPACTED OF COVID-19 ON BUSINESSES	KEY POST COVID-19 DELIVERY INITIATIVES
Level 5 lockdown threatened impede business continuity.	GBS clients were able to get essential services accredited by the dtic to continue servicing offshore campaigns. This resulted in securing investments and being awarded with additional work due to the ability to continue providing essential services to offshore campaigns.
International and national travel restrictions.	Revised and expanded the Individual Exhibition incentive to also cater for digital events. Opened up applications for product and patent registrations during the hard lock down periods.
Delays in investment and reduced levels of investment.	Requests to extend start of production dates were allowed on a case by case merit basis. Similarly, companies were allowed to delay submission of claims with motivations to allow for delayed investments. For projects with lower level of investment made, claim payments were facilitated so that companies were reimbursed timeously in order to help make further investment where possible.
Delays in film productions	The department allowed the extension of production timelines by six months for those that were in a process of shooting and those that were about to complete their productions. Suspension of applications were lifted.
Challenges experienced with submission of hard copies of the application and claim forms	Concluded the development of online application and claim management system for EMIA and in progress for SSAS and other incentives to reduce red tape and streamline lodgment of future applications and claims
Liquidity constraints	Introduced preferential financial benefits for majority owned woman, youth and people with disabilities enterprises for some incentives.
Disrupted supplier capacities and supply chains	Emphasised the benefit to prospective SPP applicants, of using SPP to restore SMME supply chain reliability and capabilities
Reduced Investor confidence and slow-down in project implementation.	Virtual meetings were facilitated between clients and their co-funders in efforts to revive confidence.



the dtic

Department:
Trade, Industry and Competition
REPUBLIC OF SOUTH AFRICA




INDUSTRIALISATION SUPPORTING ECONOMIC RECOVERY THROUGH COVID-19 INDUSTRIAL INTERVENTIONS

The COVID-19 fund aims to support manufacturers and suppliers of medical products and equipment that contribute towards flattening the COVID-19 curve.

The Economic Distress Fund aims to support entrepreneurs to mitigate the challenges that have been caused by COVID-19.



the dtic implemented partnership funds over the 2020/21 financial year with industrial financing institutions, the NEF and the IDC. One such fund launched was the COVID-19 fund to assist companies.

INCENTIVE	 PROJECTS	 APPROVAL AMOUNT	 JOB TO BE SUPPORTED
NEF COVID-19 fund	32	R202 924 418	1 952
IDC COVID-19	15	R138 400 000	1 740
IDC economic distress	1	R6 000 000	16
NEF economic distress	5	R36 800 000	259



the dtic

Department:
Trade, Industry and Competition
REPUBLIC OF SOUTH AFRICA

INDUSTRIALISATION BUILDING A STRONG FOUNDATION FOR A COMPETITIVE SOUTH AFRICAN ECONOMY THROUGH THE SUPPORT OF INNOVATIVE RESEARCH AND PROTOTYPES


THRIP PROJECTS

SPII PROJECTS

EXAMPLES OF INDUSTRIES SUPPORTED	EXAMPLES OF RESEARCH DONE
Agriculture and agro- processing	<ul style="list-style-type: none"> • Production of insect protein as an alternative source of protein and biogas • Natural plant-based ingredients to address nasal congestion and inflammation
Plastics, pharmaceuticals, chemicals	<ul style="list-style-type: none"> • Improving healthcare through refining tuberculosis testing kits for faster testing • Developing prosthetic body parts (heart valves and bones) from biological materials • Developing cheaper pharmaceuticals and cosmetic products using synthesized layered double hydroxide clays • Improving wastewater treatment through development of photo-electrochemical reactor systems
Steel	<ul style="list-style-type: none"> • Enhancing building safety standards by developing knowledge on the fire resistance of a new steel building system
Clothing and textiles	<ul style="list-style-type: none"> • Assisting diabetic patients to walk better by developing footwear from green and smart materials
Aviation	<ul style="list-style-type: none"> • Increasing local production of currently imported aviation components by refining manufacturing processes of thermoplastic cells that can be used in the design of complex demonstrators (experimental aircrafts) and aviation components
Green and energy saving	<ul style="list-style-type: none"> • Predicting the viability of an area for the establishment of a solar plant facility • Improving access to sustainable electrical infrastructure in rural areas by developing a rechargeable battery that can store energy • Augmenting alternative oil and diesel resources by developing a process to convert abattoir waste into biofuels • Reducing environmental pollution by recovering drinking water and marketable products from mine water

INNOVATION	APPLICATION	BENEFITS
Machinery to produce nanofibres	Nanofibres are known as 'smart materials' and are used in a range of industries and products inclusive of photovoltaic cells, hybrid circuits, high-tech fibres, super-absorbent materials, light-weight clothing tissue engineering, surgical and wound treatment, and biosensors.	This new prototype enables faster production of nanofibres and increase the scale of production as compared to current production of the limited manufacturers in the global market.
Hydraulic hybrid propulsion system	Trucks, trains and vehicles	Improves fuel consumption and performance and hence reduces the cost of fuel and maintenance of the vehicle. Reduces carbon emissions.
Optimising web-based services for mobile devices in a timely manner	Retailers wishing to use mobile content services.	Easy integration of mobile web services without needing a software developer to develop new purpose specific mobile apps, thereby reducing costs.
Integrated monitoring and reporting system targeted at the mining industry	Mining industry	Improves safety-monitoring systems in mining operations through the use of smart sensors to proactively prevent accidents from occurring.
Low cost alarm system that sends automated messages to the homeowner, community responders, and sector police	South African households, particularly the low- income market.	Expedites the response times for home intrusions and extends affordability of alarm systems to low income households.
Multi-track stope drill rig with tele- remote standoff control	Used for drilling and breaking mining rock faces in low height underground hard rock mines. Specifically suited to access gold and platinum not previously accessible due to safety, heat, and unstable ground.	Reduces risks involved in mining by using mining robots and viewing sites safely through remote cameras that were previously inaccessible.

DISBURSEMENTS IN 2020/21 TO SUPPORT INDUSTRIALISATION



*DISBURSEMENTS	ACTUAL INVESTMENT	NEW DIRECT JOBS	NEW	JOBS RETAINED
R3 996 817 088	R16 296 319 967	27 586	2 396	37 791

INVESTMENT MULTIPLIER 4

* Excludes 121 draw downs


SUPPORTED COMPANIES CONTRIBUTING TO LOCALISATION



LOCAL PROCUREMENT FROM SUPPORTED **BLACK INDUSTRIALISTS** AND PROJECTS IN THE AUTOMOTIVE AND AGRO-PROCESSING SECTORS
R22 687 378 707



LOCAL PROCUREMENT FROM **SMMEs** FOR 121 SUPPORTED PROJECTS
R1 796 845 198



SUPPORTED PRODUCTIONS IN SOUTH AFRICA, SPEND IN THE LOCAL ECONOMY
R417 350 615

AIS supported projects are deepening the local content value chain with the following products containing more than 60% local content: Exhaust system components, solar panels, and automotive pressing and assemblies, pressed sound deadeners, towbars, steel coil cut and slit, steel sheets, blanks and plates, vehicle seats, interior boot parts, and injected mould parts.

Incentives helping to improve the global competitiveness of supported businesses

NET EXPORTS
R30 966 946 327




OTHER COUNTRIES OF EXPORT
INDIA, AUSTRALIA, CHINA, NETHERLANDS, TAIWAN, SINGAPORE, MALAYSIA, UNITED KINGDOM, BELGIUM, GERMANY, FRANCE, UNITED STATES OF AMERICA, CANADA, POLAND, PORTUGAL, SWITZERLAND, AUSTRIA, RUSSIA, SPAIN, JAPAN, ITALY


AFRICAN COUNTRIES OF EXPORT:
BOTSWANA, ANGOLA, MALAWI, TANZANIA, ZAMBIA, MOZAMBIQUE, LESOTHO, ESWATINI, NAMIBIA, ZIMBABWE, KENYA, MAURITIUS, GHANA, NIGERIA, UGANDA, BURUNDI, SEYCHELLES, REPUBLIC OF CONGO, DEMOCRATIC REPUBLIC OF CONGO, MALAWI, SADC COUNTRIES

AIS supported Component Manufacturers reported a 34% average annual increase in turnover, an indication of the improved competitiveness of these manufacturers.

PROMOTING A STRONG AND INCLUSIVE ECONOMY THROUGH CREATING JOBS




New direct jobs created	27 586
New construction jobs created	2 396
Existing jobs retained	37 791
Jobs supported	67 773



Black jobs supported	34 393	51%
----------------------	--------	-----



Female jobs supported	21 374	32%
-----------------------	--------	-----



Youth jobs supported	33 711	50%
----------------------	--------	-----



People with a disability jobs supported	394	1%
---	-----	----



the dtic




Department:
Trade, Industry and Competition
REPUBLIC OF SOUTH AFRICA

Industrial Infrastructure

SEZs are geographically designated areas reserved for targeted economic activities in order to promote trade, economic growth and industrialisation.

DISBURSEMENTS OVERVIEW

From 2016/17, the SEZ fund disbursed R7.4 billion for the construction of industrial infrastructure, unlocking investment of R19.6 billion in eight zones and supporting 14 978 new jobs.

IDZ	CLAIM AMOUNT	INVESTMENT AMOUNT	DIRECT JOBS CREATED
COEGA IDZ	R1 707 555 579	R10 891 000 000	6 963
DTPC	R262 655 413	R2 191 000 000	3 870
ELIDZ	R1 943 433 816	R4 804 000 000	2 720
MAP IDZ	R225 968 221	R1 025 000 000	80
OR Tambo IDZ	R392 377 740	R257 000 000	1 200
RBIDZ	R320 866 718	R352 000 000	88
SBIDZ	R588 519 120	R117 000 000	57
TASEZ	R2 021 240 002	R0	0
TOTAL	 R7 462 616 609	 R19 637 000 000	 14 978



The Tshwane Automotive SEZ (TAZES)

The Tshwane Automotive SEZ (TAZES), which is a partnership between all three spheres of government and the Ford Motor Company. As at 31 March 2021, SEZ fund supported 12 automotive component manufacturers are located in the zone. These localisation efforts are expected to support and grow local value chains, shorten lead times, and increase economies of scale, thus improving business competitiveness. In supporting this project **the dtic** assists in the realisation of the objectives of the Automotive Master Plan to grow the industry and the value chains associated with it.

EXAMPLES OF SUPPORTED BUSINESSES



DALISU HOLDINGS (PTY) LTD



ACTUAL INVESTMENT:
R318 090 484



JOBS CREATED:
23



JOBS RETAINED:
23



LEVEL 2 BLACK MALE ENTITY

Town: Piet Retief
Municipality: Gert Sibande District
Province: Mpumalanga

Product:
99.5% pure sodium sulphate



BARAMAKAMA POULTRY (PTY) LTD



ACTUAL INVESTMENT:
R14 536 800



JOBS CREATED:
48



JOBS RETAINED:
31



LEVEL 1 SOUTH AFRICAN SMME

Town: Molote City
Municipality: Bojanala Platinum District
Province: North West

Product:
Chicken eggs



CHUMA MALL (PTY) LTD



ACTUAL INVESTMENT:
R318 000 000



JOBS CREATED:
800



JOBS RETAINED:
350



LEVEL 2, SOUTH AFRICAN SMME

Town: Diepsloot
Municipality: City of Johannesburg Metropolitan
Province: Gauteng

Product:
Mall



BLAKE & ASSOCIATES OFFSHORING (PTY) LTD



ACTUAL EXPORT REVENUE:
R87 395 000



JOBS CREATED:
539



LEVEL 2, SOUTH AFRICAN ENTITY

Town: Mount Edgecombe
Municipality: eThekweni Metropolitan
Province: KwaZulu-Natal

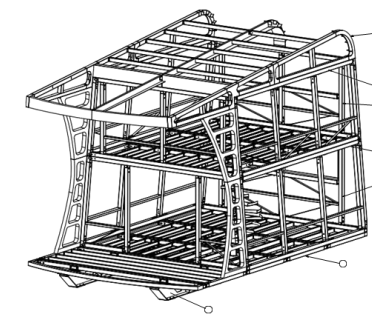
Product:
Contact centre



POLYNATE POD (PTY) LTD



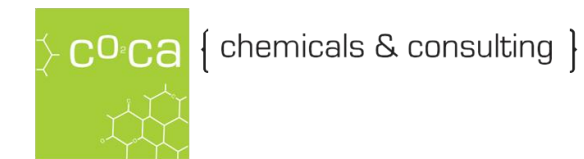
CURRENT JOBS:
10



LEVEL 1 WHITE FEMALE

Town: Krugersdorp
Municipality: West Rand District
Province: Gauteng

Product:
Polynate PODs (eco-accommodation)




COCA CHEMICALS AND CONSULTING (PTY) LTD

LEVEL 1 BLACK MALE-OWNED ENTITY

Town: Midrand
Municipality: City of Johannesburg Metropolitan
Province: Gauteng

Product: Water treatment system	Students supported: 8	Researchers involved: 1
--	---------------------------------	-----------------------------------



The end
Thank you



the dtic

Department:
Trade, Industry and Competition
REPUBLIC OF SOUTH AFRICA