



**South African
NATIONAL PARKS**

KNP Socio-Economic Impact Preliminary Report

1 MARCH 2022

Outline

- Introduction
- High level context
- Development framework & partnerships
- Projects and programmes

Introduction

- The Greater Kruger Socio-Economic Impact Survey was undertaken for 2018/19.
- SANParks together with its partners is currently in the process of compiling a full socio-economic impact report for the Greater Kruger Region. It is envisaged that the report will be completed and available by May 2022.
- This current report is prepared in response to the request from the Parliamentary Portfolio Committee on Forestry, Fisheries and the Environment.
- It is based on available information. The report does not present information on the socio-economic impact of the Greater Kruger Region but provides a snapshot of SANParks programmes and projects emanating from the Kruger National Park in response to the request for a *“Briefing by SANParks on the park-related projects to assist neighbouring communities in terms of poverty relief and in tackling the challenge of unemployment”*.
- The report focusses on data which is available for the 2021/22 financial year to date. There is however some overlap of data from the 2020/21 financial year.

High level context

- The Greater Kruger protected area network, inclusive of the Kruger National Park (KNP), state and private protected areas open to the KNP, is straddled by two Provinces (Mpumalanga and Limpopo), three District Municipalities, and nine local municipalities.
- Approximately 2.9 million people live within 50km of the KNP's western boundary fence (Statistics South Africa 2019).
- The average unemployment rate in this area, weighted by population, is 40.8% and well above the national average of 34.4% (Statistics South Africa 2017).
- The KNP is one of the most important sources of local economic activity.
- Most of the employees from the park originate from the surrounding communities, and a large component of the Human Resource expenditure is channelled to these areas and households through the payment of salaries.
- The numerous hotels, lodges, and guesthouses in the Lowveld area reflect the power of the park in attracting tourist to the region.

GKSDP: 6 Strategic objectives & 28 anchor projects



GREATER KRUGER STRATEGIC DEVELOPMENT PROGRAMME
Decision-Makers Summary

Conservation, a catalyst for inclusive rural economic development

In partnership with



Securing the natural landscape



**Improve employment and sustain
Communities livelihoods**



**Supporting partnerships and institutional
arrangements**



**Integrated land use management and
sector integration**



Effective resource mobilisation



**Strengthening knowledge and
data management**

Stakeholder framework

GKSDP Stakeholder engagement process

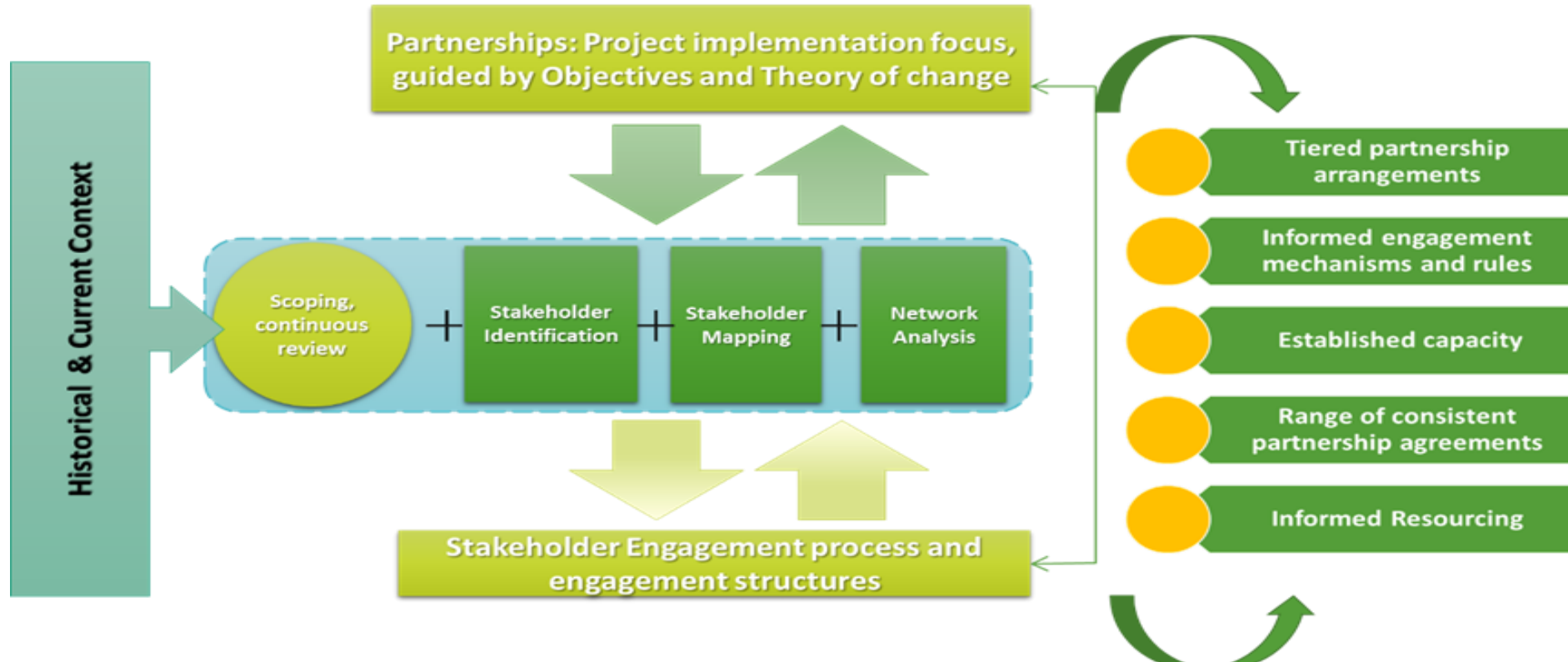


Figure 2: The GKSDP (2020) provides the rationale and principles for Stakeholder engagement, including community partnership arrangements


Community forums

Entity	Role and responsibility	Function	Level of commitment	Cluster level
KNP Community Forums	<ul style="list-style-type: none"> • 20 km buffer community consultation • Representation of Traditional Authorities, local business owners, other interest groups and local community members 	<ul style="list-style-type: none"> • Communication platform for the immediate buffer to Protected Areas • The feedback loop for progress on KNP management plan 	<ul style="list-style-type: none"> • Platform to allow for engagements between SANParks on the adjacent community to the Kruger National Park and its expanded network 	<ul style="list-style-type: none"> • Makuya, • Hlanganani • Phalaborwa • Mahlamha • Ndlopfu • Ntirhiswano • Lubambiswano • Nkomazi

Table 1: KNP community fora, roles and responsibility, function, level of commitment and cluster level

ECONOMIC IMPACT

KNP AT A GLANCE – 2020/21



SANParks KNP permanent staff 2020/21

- The following table provides an overview of the permanent jobs and monthly statistics within SANParks-KNP in the 2021/22 financial year.
- The total cost for the 2021/22 financial year is estimated to be in the region of R550 396 188.00.

Occupational Level	Monthly Personnel Expenditure (ZAR)	% of Personnel Expenditure to total personnel costs	Number of Employees	Average monthly personnel cost per employee (ZAR)
E - Senior Management	737.790.50	1.61%	8	92,223.81
D - Middle Management	5.653.404.79	12.33%	98	57,687.80
C - Junior Management	7.407.930.76	16.15%	225	32,924.13
B - Semi-Skilled	16.451.360.90	35.87%	871	18,887.90
A - Unskilled	15.615.862.68	34.05%	991	15,757.68
Grand Total	R45.866.349.63	100.00%	2 193	

SANParks Concession PPP Employee numbers

Table 1: SANParks Concessionaire/ Public-Private Partnership Numbers

CONCESSIONAIRES (PPP)				
Entity	Permanent Jobs	Fixed term contracts	Temporary / Contractors/ Internships	Temporary (Dec)
Restaurants (Mopani, Shingwedzi and Punda Maria)	54			9
Tindlovu - Berg & Dal	17		1	
Tindlovu - Afsaal	21		1	
Tindlovu - Olifants	27		0	
Tindlovu - Letaba	28		0	
Shalati Concessions	92	85		
Skukuza Lodge & Cattle Barron Restaurant	116			
Singita	159	28	4	
Shishangeni	23		5	
Lukimbi Safari Lodge	20		6	
Lion Sands Tinga	109		2	
Rhino Walking Safaris	32		2	
Imbali	82		12	
AM Spa Kruger	8		3	
Airlink	34		6	
Park Shops	158			
Sub-Total	980	113	42	9

Sources: SANParks-BDU & Concessionaires, January 2022

Table 6: Employment through funded programmes and project in KNP 2021/22 Financial year

EPWP PROGRAMMES			
Entity/ Programme	Fix Term Contract		Temporary/ Contractors/ Internships
	# of Teams	Jobs	
DFFE Environmental Protection and Infrastructure Programme			
Environmental Monitors (unarmed)		93	
Environmental Monitors (armed)		65	
Fence Monitors		44	
Presidential Employment Stimulus (PES)	35		502
BSP Field guards		40	
Youth Programmes (under PES)			38
Sub-Total	35	242	558
DFFE Natural Resource Management Programme			
Working For Water in KNP (land restoration and clearing of bushes)			
Working For Ecosystem in KNP (demolishing the manmade structures, Nursery Work, Clearing of bushes at Rest Camps and Trails Camps)	57	813	
Working for Wetlands	4	56	
Sub-Total	61	869	0
National Department of Tourism Programmes			
Tourism Monitors		98	
NDT Infrastructure Maintenance Programme	38		380
Sub-Total	38	98	380
Total	134	1209	938

Source: KNP-HR

Employment through stewardship 2021/22

Table 7: Employment through Stewardship Programmes during the 2021/22 Financial year

STEWARDSHIP PROGRAMMES			
Global Environment Fund Six (GEF 6)		4	
Deutsche Gesellschaft für Internationale Zusammenarbeit (GIZ) Employment for Development (E4D) in Africa			274
Sub-Total	0	4	274

Source: KNP-HR

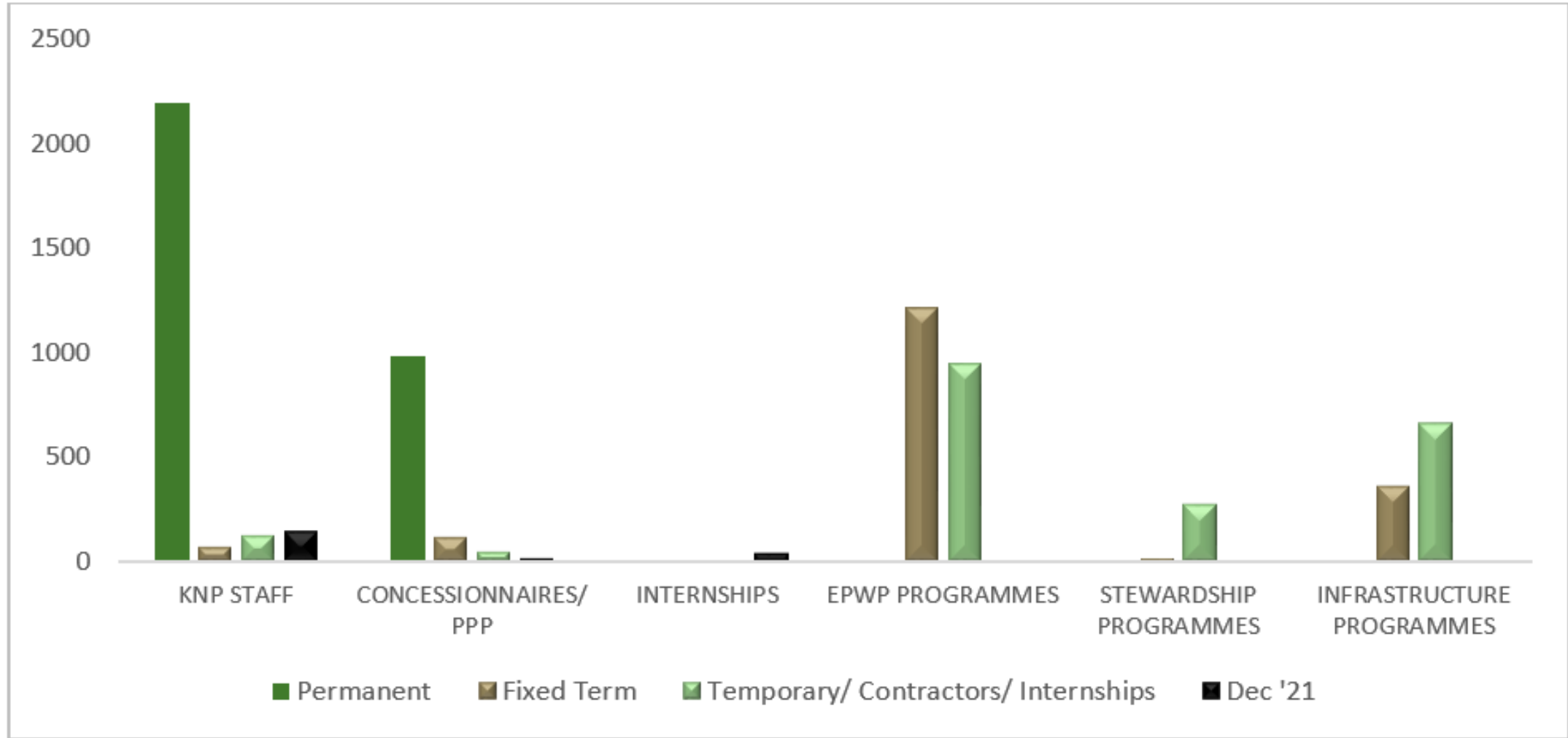
KNP Jobs through infrastructure Programmes

Table 8: KNP Jobs through Infrastructure Programmes

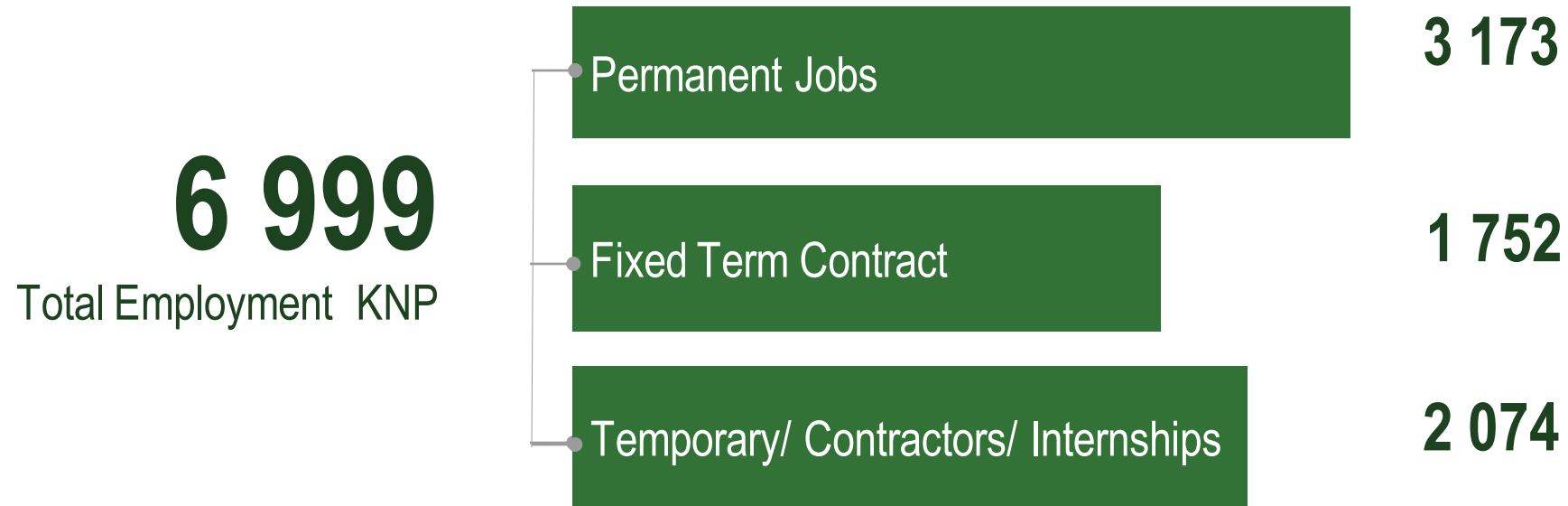
Entity/ Programme	Permanent Jobs	Fix Term Contract		Temporary/ Contractors/ Internships	Temporary (Dec)
		# of Teams	Jobs		
INFRASTRUCTURE PROGRAMMES					
SANParks Contractor Development Programme		40	360		
Mpumalanga Dep of Works (MDPW) Contractors Panel		32		655	
Sub-Total	0	72	360	655	0

Total employment in KNP December 2021

The figure below provides a summary of the total employment numbers for KNP Staff, the Concessionaires or Private Operators, Internships, EPWP Programmes, Stewardship Programmes and Infrastructure Programmes.



Jobs in KNP 2020/21



Programmes and Interventions

Food parcel and Water tank statistics for Limpopo and Mpumalanga: Covid-19 Response

LIMPOPO		
Area	Number of Jojo Tanks	Quantities Food Parcels
Gidjana Bevhula	Ngomu 5, Magona 5, Mashobye 5 and Bevhula 5	615
Hlomela Mahlathi		90
Ha- Makuya Area		340
Muyexe land claimants		300
Madonsie Land claimants		300
Hlanganani Area		701
Phalaborwa Area		409
Mahumani	16	300
Sub-total	36	3 055
MPUMALANGA		
Area	Number of Jojo Tanks	Quantities Food Parcels
Mahashi	20	300
Ngirivane, Mnisi and Nxumalo	20	608
Sukumani		201
Lubambiswano		199
Gomondwane		300
Mathibela	4	100
Mhlanganisweni		300
Ntiriswano		150
Crafters		92
Internal staff		50
Sub-total	44	2 300
Total	80	5355

Environmental awareness 2021/22

Community Groups:	Total Community group:	Total number of people:	Monetary Value
Total 21/22	153	3670	R385 350.00

- The KNP, through environmental education programmes, promotes environmental ethics whilst facilitating understanding and appreciation of the SANParks mandate.
- A total of 101 school groups (2 498 learners) and 153 organised community groups (3 670 people), were part of such programmes in the KNP during the 2021/22 financial year. Activities included celebration of environmental calendar days, community awareness campaigns and park day visits. Day visit programme activities include “knowing your national park” and its history, appreciating environmental challenges and how to respond to these and fun activities such as hiking and game drives.

School Groups	Total No of schools:	Total no of Learners:	Total no of Educators:	Monetary Value
Total 21/22	101	2498	750	R208 646.00

Community craft outlets 2020/21

Community Curio Outlet Phalaborwa	R517 829.78 indirect value from KNP through sales	R745 140
Community Curio Outlet Phabeni	R103 296 indirect value from KNP through sales	
Community Curio Outlet Kruger Gate	R57 938.8 indirect value from KNP through sales	
Community Curio Outlet Crocodile Bridge	R56 015.96 indirect value from KNP through sales	
Community Curio Outlet Numbi Gate	R10 060 indirect value from KNP through sales	
Car Wash Sales in Marula Region	No of cars: 206, value derived from sales R49 504	R64 614
Car Wash Sales in Nxanatseni Region	No of cars: 722, value derived from sales R15 110	
Community Greening Project	Madilika Waste Recycling Community Project. Beads as end products of recycled bottles. It was agreed that the project will supply their products to Kruger gate community curio shop.	

Enterprise development

Number of beneficiaries from targeted groups trained	In partnership with National Department of Tourism, coaching and mentoring was provided to 127 tourism enterprises around Phalaborwa and Bushbuckridge.
Number of programmes aimed at upskilling youth	SANParks, in partnership with its concessionaire Shalati, provided two-year training to two young enterprises in confectionary production. After the completion of the training, the entrepreneurs will supply confectionary products to Shalati.
Number of beneficiaries from targeted groups trained	In partnership with First National Bank, enterprise development training was provided to 100 enterprises around Phalaborwa and Bushbuckridge. SMMEs in attendance: 678 43 enterprises from various community forums bordering the park graduated and the top ten received laptops. The graduation ceremony was held at Skukuza – Kruger National Park (KNP) on 31 August 2021.
Economic Transformation Workshops November 2021	The roadshows intended to communicate opportunities within a period of 12 – 36 months. The opportunities were presented in three dimensions namely: Supply Chain SMME business opportunities, Tourism Transformation opportunities within Community Public Partnerships (CPPs) and Private Public Partnerships (PPPs). A total of 678 SMMEs attended the roadshows.

Indigenous tree greening programme

- The KNP donates Indigenous trees to local community groups as part of a greening project. Recipients include Traditional Councils, local schools as well as user groups such as traditional healers living adjacent to the KNP.

Sub-programme name	Description:	2020/21	Est Monetary Value	2021/22 (Q1-Q3)	Est Monetary Value	Beneficiary
Plant harvesting and donations	Tree donation (unspecified)	Data unavailable	NA	80 (estimated value R100 each)	R8 000.00	Donations - Staff, People and Conservation Projects (schools, local communities, church groups etc)
	White Seringa	Data unavailable	NA	12 (estimated value R100 each)	R1 200.00	
	Mahogany	Data unavailable	NA	4 (estimated value R100 each)	R400.00	
	Moringa	Data unavailable	NA	4 (estimated value R100 each)	R400.00	
	Swazi Lily	453	R45 300.00			Wits University Acornhock.
	Impala Lilly	25	R2 500.00	No donations to date - building stock		
	Wild Ginger	25	R2 500.00	No donations to date - building stock		Traditional healers in Nelspruit
	Pepper bark	5 937	R593 100.00	1885 (estimated value of R100 each)	R188 500.00	As above
Total		6 440	R643 00.00	1 985	R198 500.00	

KNP Social legacy programmes

Social Legacy Programme				
Sub-programme name	Description:	Indicator	2021/22 (Q1-Q3)	Est Monetary Value
Science Labs	Science labs to assist identified communities	Number of individuals/communities where Social Legacy projects have been completed	Two science labs have been provided to Bunny Khosa and Jacob Mdluli High Schools in communities bordering Kruger National Park.	TBC
Instant Porridge	Distribution of instant porridge		A total 737 of bags of instant porridge have been delivered to drop-in centres, NGOs, schools and the vulnerable.	Total donation of R1 million
Old Linen Distribution	Donation by Satara Camp		937 of various linen items donated (towels, sheets, duvet covers, curtains, pillowcases, matress covers)	Old Age homes and 2 retired rangers

KNP Sustainable use & benefit sharing

- Protein derived from the annual off-takes of impala and hippo as well as elephant (problem animal control) was donated to people living adjacent to the KNP in the context of sharing benefits, while building support for conservation.

Sub-programme name	2020/21	Est Monetary Value (ZAR)	2021/22 (Q1-Q3)	Est Monetary Value	Beneficiary
KNP Sustainable Resource Use	1,937kg donated to local community groups (estimated at R28 p/kg)	R52,236.00	5,650kg of elephant meat donated to local community groups (estimated at R28 p/kg)	R158 200.00	Primary and secondary schools, NGOs Traditional Councils for their cultural days/events
	360kg donated to local community groups (estimated value R66.12/kg, R23 803.30)	R264,540.00	2,940kg of hippo meat donated to local community groups (estimated at R66.12 per kilogram)	R194 392.80	
	405kg donated to local community groups estimated value of R54.79/kg, R22,189.95	R554,505.00	Data unavailable at this stage	NA	
Total:	918 animals = 18 247.4kg	R871,281.00	8 590kg	R352,592.80	

THANK YOU

