

FIRST AND SECOND QUARTER REPORT ON THE PERFORMANCE OF THE DEPARTMENT OF BASIC EDUCATION IN MEETING ITS STRATEGIC OBJECTIVES FOR 2021/22

Portfolio Committee on Basic Education

7 December 2021



PRESENTATION OUTLINE

PART A

Performance Indicators and Targets

PART B:

Financial Report: First and Second
Quarter Expenditure

PART A

Performance Indicators and Targets



PURPOSE

- To report on the **First and Second quarter outputs** of the Department against the planned targets of the pre-determined objectives in the Annual Performance Plan for the financial year 2021/22.
- To report on the Department's **expenditure for the First and Second quarter** of the financial year 2021/22.

MAJOR HIGHLIGHTS

- **The Minister Mrs AM Motshekga** was **joined** by the Member of the Executive Council (MEC) for Education in Gauteng and the Deputy Minister for Department of Health at Rabasotho Hall in Tembisa to **launch** the Education Sector vaccination roll out country wide on 23 June 2021.
 - This **contributed** significantly **towards reaching** herd immunity as the education sector is **vaccinated** in large numbers.
- The Minister of Basic Education **addressed the nation** regarding the **sector's position** in the **face of increasing** COVID-19 infections on 19 June 2021.
- **The Minister Mrs Angie Motshekga, joined** by the Deputy Minister, Dr Reginah Mhaule, **hosted** a virtual dialogue to **reflect** on the **impact** made by the youth of 1976 and struggle icon Mme Charlotte Mannya Maxeke in South Africa. The Dialogue took place at the DBE Conference Centre in Pretoria on 15 June 2021.
- June 16 has been **celebrated** as National Youth Day and June as Youth Month.
 - This year marks the **45th anniversary** of the historic June 16 event popularly known as the **Soweto Uprising of 1976**, which left scores of young people dead.

MAJOR HIGHLIGHTS

The Deputy Minister, Dr Reginah Mhaule and Department of Social Development Deputy Minister, Ms Hendrietta Bogopane-Zulu, **visited** the Masakhane Educare Centre in Bankhara Village, John Toala Gaetsewe (JTG) Municipality in Kuruman, **Northern Cape Province** in April 2021.

- The two (2) Deputy Ministers **delivered** Personal Protective Equipment (PPE) and **COVID-19 essentials** to Masakhane Educare, **demonstrating** their **firm commitment** that "**Education is a societal issue**".
- **The first round of the Human Papilloma Virus (HPV) and Tetanus diphtheria (Td) vaccination** has begun and the campaign included HPV vaccination of Grades 4, 5 and 6 learners.
 - The campaign reached **363 161 (79.5%)** of **456 960** targeted learners from **15 472 (94%)** primary schools.
- **The 2021 May/June examination** for the Grade 12 learners was written across all **nine (9) provinces** with **strengthened measures** in place to combat the spread of COVID-19 resurgence. **The examination commenced** on 19 May 2021 and learners wrote various papers until 07 July 2021.

MAJOR HIGHLIGHTS

- **The Basic Education Minister, Mrs Angie Motshekga, visited** the Gallagher Estate Vaccination Site in Midrand on 7 July 2021, as part of the **monitoring** of the vaccination drive in the Basic Education Sector.
- **The Director-General, Mr Hubert Mathanzima Mweli, visited 71** Autumn classes in Eastern Cape, KwaZulu Natal, Gauteng, Limpopo, Mpumalanga, North West, Western Cape and **97** winter vacation camps in the Eastern Cape, Free State, Gauteng, Limpopo, North West, Western Cape, Northern Cape and Mpumalanga Provinces to **motivate** the **Class of 2021**.
- The **Director-General** visited **669** SAFE projects in Eastern Cape, Limpopo and KwaZulu Natal to assess progress made in the eradication of pit latrines in the period under review.
- **The Woza Matrics** campaign **continues** to **offer support** to Grade 12 learners in ten (10) subjects. Woza Matrics is a free-to-air television **initiative, launched** by Minister Angie Motshekga, on 25 August 2020, following the academic **disruptions caused** by COVID-19.
- **Minister, Mrs Angie Motshekga, virtually launched** the Early Childhood Development (ECD) Census on 26 August 2021. The Census is **aimed** at **collecting** data on all ECD programmes to have a better **understanding** of the sector's landscape.
- **The Read to Lead Campaign, continues** to **reach out** to as many South Africans as possible to **promote** a culture of reading. The DBE and the Free State Department of Education **organised an interactive** session with learners and parents at Wongalethu Secondary School on 31 August 2021. The session was aimed at rekindling a **culture of reading** in schools, whilst **encouraging** parents to read story books to their children at home.

PROGRAMMES OF THE DEPARTMENT OF BASIC EDUCATION (DBE)

The **ANNUAL PERFORMANCE PLAN** summarises the priorities of the DBE as aligned to the **Priority 3 : Education, skills and health** and the **Action Plan to 2024: *Towards the Realisation of Schooling 2030***.

The activities of the DBE are structured into five programmes as elaborated in the Annual Performance Plan:

- **PROGRAMME 1: ADMINISTRATION**
- **PROGRAMME 2: CURRICULUM POLICY, SUPPORT AND MONITORING**
- **PROGRAMME 3: TEACHERS, EDUCATION HUMAN RESOURCES AND
INSTITUTIONAL DEVELOPMENT**
- **PROGRAMME 4: PLANNING, INFORMATION AND ASSESSMENT**
- **PROGRAMME 5: EDUCATIONAL ENRICHMENT SERVICES**

2021/22 Q1 STATUS BAR FOR INDICATORS

Programme	No. of indicators per programme	Annual Targets	Quarterly Targets	Bi-annual Targets	Q1 status 2020/21		
					Not achieved	Partially achieved	Achieved
One	5	2	3	-			3
Two	31	29	1	1	1		
Three	13	8	4	1	2		2
Four	17	17*	-	-			
Five	5	2	3	-	1	1	1
Total distribution	71	57	11	2	4/11	1/11	6/11
Percentage distribution	100%	81%	16%	3%	36%	9%	55%

Programme	No. of indicators per programme	Annual Targets	Biennial Targets	Bi-annual Targets	Quarterly Targets	Q1 status 2021/22		
						Not achieved	Partially achieved	Achieved
One	5	2	-	-	3	-	1	2
Two	32	30	-	1	1	-	-	1
Three	12	10	-	-	2	-	-	2
Four	16	15	1	-	-	-	-	-
Five	5	1	-	-	4	-	1	3
Total distribution	70	58	1	1	10	0/10	2/10	8/10
Percentage distribution	100%	83%	2%	2%	14%	0%	20%	80%

- All Annual indicators are WHITE unless fully achieved.
- Where 50% of the target has not been achieved, the status is reflected as RED.
- Where 50% or more of the target has been realised, the status is reflected as AMBER.
- Where the target has been fully achieved, the status is reflected as GREEN.

2021/22 Q2 STATUS BAR FOR INDICATORS

Programme	No. of indicators per programme	Annual Targets	Quarterly Targets	Bi-annual Targets	Q2 status 2020/21		
					Not achieved	Partially achieved	Achieved
One	5	2	3				3
Two	30	28	1	1	1		1
Three	12	10	2				2
Four	18	18					
Five	4	1	3				3
Total distribution	69	59	9	1	1/10	0/10	9/10
Percentage distribution	100%	86%	13%	1%	10%	0%	90%

*Indicator 4.3.2 is a biennial target which is measured as an annual target for 2020/21

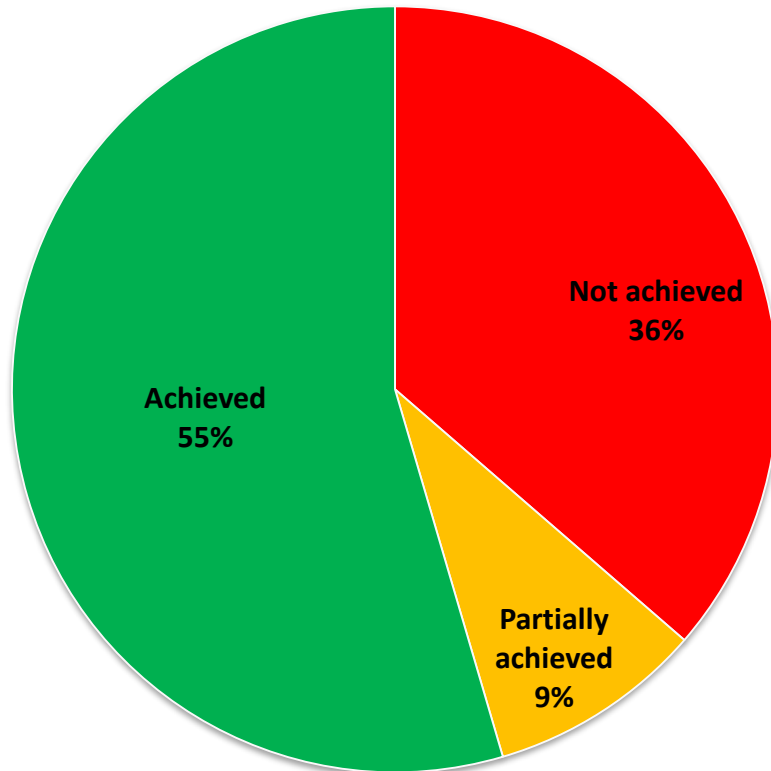
Programme	No. of indicators per programme	Annual Targets	Biennial Targets	Biannual Targets	Quarterly Targets	Q2 status 2021/22		
						Not achieved	Partially achieved	Achieved
One	5	2	-	-	3	-	-	3
Two	32	30	-	1	1	-	-	2
Three	12	10	-	-	2	2	-	-
Four	16	15	1	-	-	-	-	-
Five	5	1	-	-	4	-	-	4
Total distribution	70	58	1	1	10	2/11	0/11	9/11
Percentage distribution	100%	83%	2%	2%	14%	18%	0%	82%

*Indicator 4.3.2 is a biennial target which is not measured in 2021/22

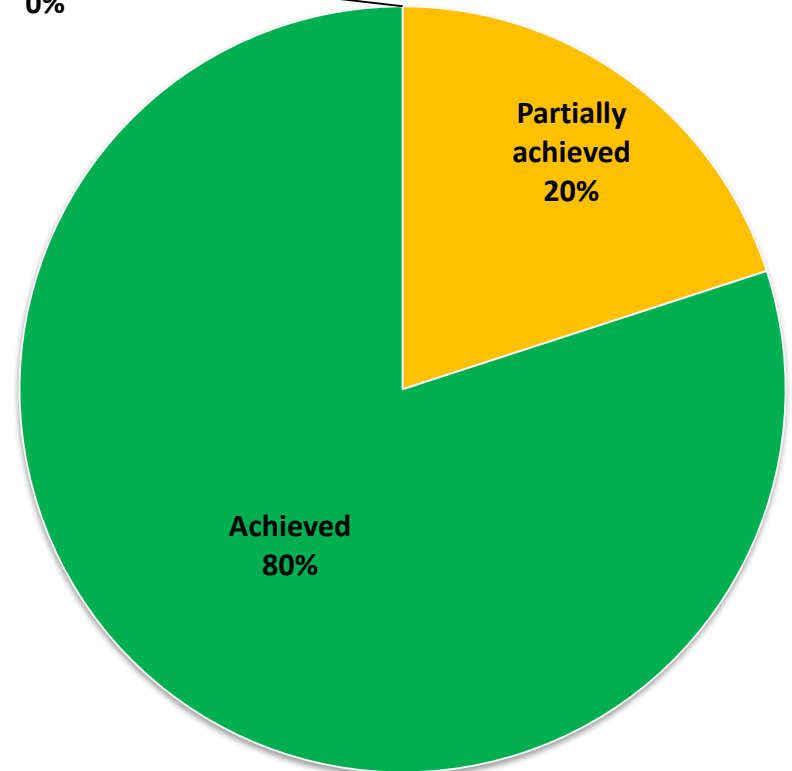
- All Annual indicators are WHITE unless fully achieved.
- Where 50% of the target has not been achieved, the status is reflected as RED.
- Where 50% or more of the target has been realised, the status is reflected as AMBER.
- Where the target has been fully achieved, the status is reflected as GREEN.

PIE CHART STATUS

Q1 status 2020/21

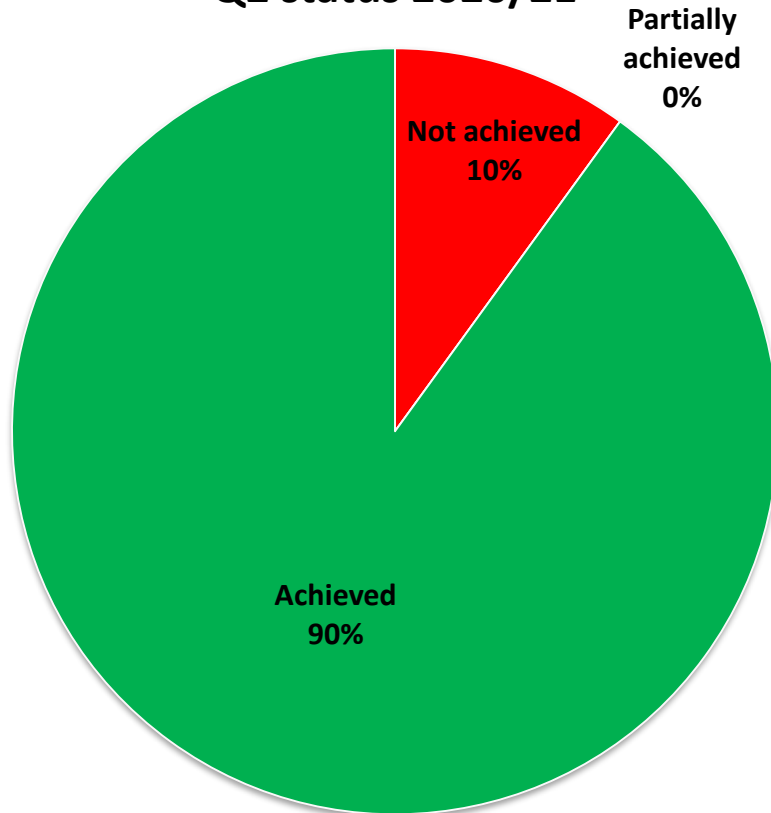


Q1 status 2021/22

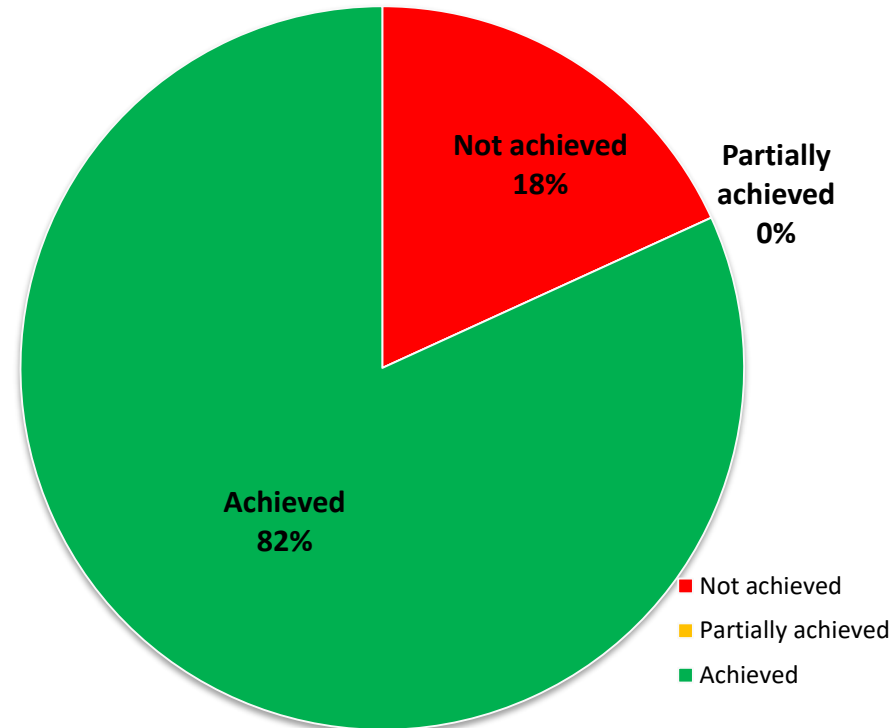


PIE CHART STATUS

Q2 status 2020/21



Q2 status 2021/22



PROGRAMME 1: ADMINISTRATION

The purpose of Programme 1 is to manage the Department and provide strategic and administrative support services.



PROGRAMME 1 INDICATORS...

Performance Indicator	Frequency	Target for 2021/22	Validated Milestone/ Output	Deviation	Reason for deviation	Challenges/ Corrective Action
PROGRAMME 1: ADMINISTRATION						
1.1.1. Percentage of valid invoices paid within 30 days upon receipt by the Department.	Quarterly	100%				
	Q1	100%	99.93% 5949/5953	-0.07	Delay was due to suppliers not providing the correct information before Project Managers could approve invoice for processing.	Project Managers will ensure suppliers are aligned to what is required by the Department before payments is approved for processing.
	Q2	100%	99.56% 6414/6442	-0.44	Delay was due to suppliers not providing the correct information before Project Managers could approve invoices for processing.	Project Managers will ensure that suppliers are well informed of what is required by the Department before payments are approved for processing.

PROGRAMME 1 INDICATORS...

Performance Indicator	Frequency	Target for 2021/22	Validated Milestone/ Output	Deviation	Reason for deviation	Challenges/ Corrective Action
PROGRAMME 1: ADMINISTRATION						
1.1.2. Number of reports on misconduct cases resolved within 90 days	Quarterly	4				
	Q1 1		1	No deviation	Not applicable	Not applicable
	Q2 1		1	No deviation	Not applicable	Not applicable
1.1.3 Number of capacity-building programmes offered to the DBE officials	Annually	12				
	Q1 0		3	Annual indicator	Annual indicator	Annual indicator
	Q2 0		9	Annual indicator	Annual indicator	Annual indicator
1.2.1 Annual Performance Plan (APP) approved by 31 March each financial year	Annually	2022/23 APP approved by March 2022				
	Q1 0		2022/23 APP template prepared	Annual indicator	Annual indicator	Annual indicator
	Q2 0		Development of the 2022/23 APP has commenced	Annual indicator	Annual indicator	Annual indicator

PROGRAMME 1 INDICATORS

Performance Indicator	Frequency	Target for 2021/22	Validated Milestone/ Output	Deviation	Reason for deviation	Challenges/ Corrective Action
1.2.2 Number of Quarterly Performance Reports submitted to National Treasury (NT) and the DPME 30 days after the end of each quarter	Quarterly	4				
	Q1	1	1	No deviation	Not applicable	Not applicable
	Q2	1	1	No deviation	Not applicable	Not applicable

PROGRAMME 1 ...

Staffing Services

- **14 appointments were made.**

The following appointments have been made during quarter 1 and 2:

- **Chief Directors:**
 - Foundation for Learning, and Care and Support in Schools.
- **Director:**
 - Enhancement Programmes and Evaluation of School Performance (LTSM).

Training and Social Responsibility

- **The Workplace Skills Plan 2021/22 and Annual Training Report 2020/21** were **submitted** to Education Training and Development Practice-Skills Education Training Authority (EDTP-SETA) and Practices Sector Education and Training Authority (PSETA) on 30 April 2021.
- **The Human Resource Development (HRD) Annual Implementation Plan and HRD monitoring reports** were **submitted** to Department of Public Service and Administration (DPSA) on 28 April 2021.
- **24 officials** attended **internal induction course** on 27 and 28 May 2021. **Labour Relations processes** and the **Code of conduct** were presented to newly **appointed officials**.
- **143 employees** attended skills development training and **12 programmes** were **conducted** between 1 March and 30 September 2021.
- The Department has **25 interns** and **59 bursary holders**.

PROGRAMME 1 ...

Labour Relations

- Six (6) grievances were reported.
 - Two (2) relate to **declined** incapacity leave, **two (2)** relate to the unfair treatment / conduct by the manager, **one (1)** relates to salary **adjustment** and **one (1)** to supervisory duties to subordinates. **One (1)** grievance has been **finalised** and **five (5)** are still under investigation.
 - **One (1)** formal disciplinary **misconduct hearing** was **held**. The case has been **finalised** and the employer is in the **process** of implementing the sanction.
- The Bargaining Chamber virtual meeting was held on 12 April 2021.
- The Departmental Bargaining Chamber virtual meeting was **held** on August 2021.
- An Awareness session on Code of Conduct with new employees was **held** in September 2021.

PROGRAMME 1 ...

Legal Services

- **The following court cases were highlighted:**
 - Noliziwe Nkandika and others V MEC Education Western Cape and others;
 - Derrick van der Berg V Minister of Basic Education;
 - Mohammed Achmat V MEC Education Western Cape and others;
 - Izwelethu Cemforce V National Education Collaboration Trust (NECT) and others;
 - Kwikspace Modular V Minister of Basic Education; and
 - Haileigh Botha V Minister of Health and others.
 - Komape and Others v Minister of Basic Education and Others
 - Centre of Child Law and Others v South African Counsel of Educators and Others
 - Nosakhele Mgunyase and Others v Minister of Basic Education and Others
 - Thembislise SAOI and Others v Minister of Basic Education and Others
 - Drikus Swanepoel and Others v Minister of Basic Education and Others.

PROGRAMME 1 ...

Legislative Services

- **Basic Education Laws Amendment (BELA) Bill:** Both the Office of the Chief State Law Advisor and the Presidency have **issued** a certification and sign-off report respectively.
- **Regulations relating to minimum uniform norms and standards for public school infrastructure:** The amendments on the norms pays focus on regulation 4 in order to comply with judgement **handed** in favour of Equal Education.
- Over **6 000 comments** for **Admission Policy** have been received from major stakeholders in the sector and the public.
- **Other Policies, Notices, Circulars and Legal Opinion received are as follows:**
 - **Published Directions:** For **primary school learners** to return to daily attendance and traditional time tabling model. Closure of Schools due to the third wave.
 - **The Early Childhood Development (ECD) Proclamations** have been **published**.
 - **The Promotion of Access to Information Act (PAIA) manual** and the **Protection of Personal Information Act (POPIA) guidelines** have been **approved** for publication.
 - **Finalised two (2)** Legal opinions **related** to the POPI Act and one on the privacy statement for the girls and boy's education **movement** web and mobile application.

PROGRAMME 1 ...

Financial Management Services

- **Financial Services** has **submitted** the **Medium Term budget** to National Treasury (NT) on 12 August 2021. Function groups meeting and other **discussions** were **held** with NT for recommendation to Ministers Budget Committee and finalisation of the Medium Term Budget Policy Statement.
- **The Shifting** of funds has been **implemented** and **captured** on Basic Accounting System (BAS) within Quarter 2 to ensure that the Interim Financial Statements are accurate.
- **Conditional Grants: Disbursements and Reporting:** All Provincial Education Departments (PEDs) **submitted** their monthly expenditure reports which were **consolidated** and **submitted** to NT.
- **Certificates of compliance** were **submitted** on a monthly basis as required by NT regulations. **The Department closed** books on time and **no overdraft** was **experienced** in the second quarter of 2021/22.
- **The Interim Financial Statements** were **compiled** and **submitted** to the NT and the Auditor-General South Africa (AGSA) on 31 July 2021 as **required** by the Public Finance Management Act (PFMA).

PROGRAMME 1 ...

Security and Assets Management

- **Successfully** managed the daily Coronavirus Disease (COVID-19) health **screening** and **reporting** at **four (4)** points in the DBE
- **Finalised** and **closed** the Travel with Flair (TWF) account **successfully**.
- **Monthly Steering Committee Meetings** were **held** monthly to **deal** with the administration of the Public-Private Partnership (PPP).
- **The Unitary Invoices and Utilities** for April to September 2021 were **received** and **paid** to the Private Party. No penalties **were accrued**.

PROGRAMME 1 ...

Supply Chain Management

- **Six (6) Terms of References (TORs)** from the procurement plan were **presented** to the Bid Specification Committee (BSC). Of the six (6) TORs **presented, three (3)** were **recommended** to the Bid Adjudication Committee (BAC).
- The BAC and Bid Evaluation Committee (BEC) meetings were **held** in July and September 2021.
- **Four (4) tenders** were **advertised** one (1) has **closed and evaluated**; the BEC recommendation was **presented** to the BAC on 29 September 2021.

Government Information Technology Services

- **Funds were approved** to **upgrade** the current Network Infrastructure. The tender was **approved** on the BSC.

Donor Grant Management

- **Submitted an Annual Performance Evaluation Report**, the draft **2022 Division of Revenue Bill** and **first quarter reports Conditional Grants** to NT on 31 July 2021.
- **Conducted monitoring and provided support on** the Conditional Grants programme in Free State, KwaZulu-Natal, Limpopo, Mpumalanga, Northern Cape and North West.

PROGRAMME 1 ...

Quality Learning and Teaching Campaign (QLTC)

- **Established partnerships** with the Foundation for the **promotion** of various **skills programmes** and **improvement** of infrastructure in schools : AIR-FRESH, Buhle Farm Academy Ngangezwe Foundation (NF) and National Education Collaboration Trust (NECT)
- **Provincial QLTC Launches and Pledges: Participated** and made **presentation** to the Free State and Eastern Cape stakeholders meetings.
- **Establishment of QLTC functional structures: Revived** and **strengthened** the QLTC structures in Mpumalanga and Eastern Cape Provinces
- **Inter-directorate collaboration and campaigns: Participated** in the training/ orientation on Comprehensive Sexuality Education (CSE) of Provincial and District coordinators. A manual for the **training** of district based coordinators has been **developed**.

PROGRAMME 1 ...

Strategic Planning and Reporting

- **The DBE 2021/22 first quarter performance report** was submitted to the DPME and NT and uploaded to the electronic Quarterly Performance Reporting System (eQPRS) on 30 April and 31 July 2021. **The DBE Annual Report 2020/21** was **submitted** to the NT on 31 August 2021 and **tabled** in Parliament on 29 September 2021.
- The **Public Entities** first and fourth quarterly performance reports were **analysed** and provided with **feedback** on 23 August 2021. The 2020/21 **Annual Report** for Umalusi and South African Council of Educators (SACE) were **tabled** in Parliament on 16 September 2021, and 29 September 2021 respectively.
- **Branch Reviews** were **successfully held** from 09-21 June 2021 and 02-12 August 2021.
- **Priority 6 Medium Term Strategic Framework (MTSF) 2019-2024 2nd Bi-annual Report** was **submitted** to the Department of Sport, Arts and Culture on 21 April 2021.
- **The DBE draft Annual Performance Plan (APP) for 2022/23** has been compiled.
- HEDCOM Subcommittee on Planning Monitoring and Evaluation Working Group was held on 14 September 2021 to **finalise** the **Standard Output Indicators (SOIs)** to be **included** in the 2022/23 APPs of Provincial Education Departments (PEDs).
- **The first quarter Medium-Term Strategic Framework (MTSF) priority 3 progress report** was **submitted** to the DPME on 07 September 2021.
- **Operational Plans: The Annual Operational Plans (AOPs)** were **analysed** to ensure alignment with the Annual Performance Plans (APPs) and to **confirm** that they were adequately **completed**.

PROGRAMME 1 ...

Research Co-ordination, Monitoring and Evaluation (RCME)

- **Second Early Grade Reading Study (EGRS II):** The anthologies were delivered to schools.
- **Second Children's Amendment Bill:** The technical task team has been **established** and a **theme analysis** of public comments have been done.
- **Early Grade Reading Improvement Programme (EGRP):** Training and steering committee meeting took place as planned, fieldworkers and assessors were trained
- **Heads of Education Departments Committee (HEDCOM) Subcommittee on Planning, Monitoring and Evaluation meeting held** on 2 June 2021 where planning & reporting requirements were deliberated on.
 - The working group met on 22 June 2021 to develop the 2022/23 standardised indicators.
- **Census of all Early Learning Programmes:** The service provider developed an inception report, the data collection instruments for the pilot was finalised, various stakeholder engagements were held to create awareness of the census and the pilot was conducted in three (3) districts in KwaZulu-Natal (Ugu, Umlazi and Pinetown).
- **General Household Survey Report:** The Focus on Schooling report was compiled and quality assured.
- **National Income Dynamics Study (NIDS) Coronavirus Rapid Mobile Survey (CRAM):** The basic education report from Wave 4 was published in May 2021.
- **COVID-19 Support:** Research focusing on education and ECD across **five (5)** waves of reports.
- **Capacity Building:** Members of the unit **provided** capacity building to the DPME on Impact Evaluations on 06 August 2021.

PROGRAMME 1 ...

Project Management

- The Project Management unit **worked in collaboration** with the NECT and NT in finalising the Three Stream Model Business Plan and submitted to the NT.
- **Systemic Improvement Literacy and numeracy in the Foundation Phase:**
 - **Convened** a meeting between DBE and NT to **deliberate** on the revised Business Plan, Budget and the Gantt Chart for **consideration** and **approval**.
 - The Terms of Reference (ToR) of Component 1 of the Project has been **approved** by the Bid Adjudication Committee(BAC), and advertised.
- **Technology Grades 7-9: Coordinated** the approval of the revised Business Plan and the Gantt Chart by the NT and a **dedicated** Task Team has been **established** to meet on a monthly basis to assess the **implementation** of the Project.

PROGRAMME 1 ...

Government Information Technology Services (GITO)

- **Renewal** of State Information Technology Agency (SITA) contracts: **14 Service Level Agreements (SLAs)** were **revised** and **signed off** by both the DBE and SITA.
- The **Implementation of Corporate Governance** of Information and Communication Technology (ICT) Policy framework was done in partnership with SITA.
- **Two (2) SLA meetings and ICT Steering Committee** meetings held during the first quarter, to report **progress** of ICT projects.

PROGRAMME 1

Co-ordination and Secretariat Support

COORDINATING MECHANISM	SCHEDULED MEETINGS	MEETINGS HELD	UNSCHEDULED MEETINGS HELD	MEETINGS NOT HELD
BM	6	4	0	2
MMM	2	1	2	1
CEM	3	1	5	1
HEDCOM	3	2	13	1
SM	9	3	3	3
SPCHD Cluster	6	1	2	3
SPCHD Cluster TWG	6	6	0	0
TOTAL	35	18	25	11

35 virtual meetings were scheduled, **18** of which were convened. Furthermore, **25** special virtual meetings and **one (1)** face-to-face meeting were convened. **11** scheduled meetings could not be convened. The DBE has successfully managed the logistical arrangements, agenda setting and record drafting for all the **43** convened virtual meetings. This is inclusive of seven (7) special meetings.

PROGRAMME 1

Co-ordination and Secretariat Support

Over and above the 21 meetings convened, a number of other virtual meetings were convened to deal with COVID-19-related matters and these meetings involved stakeholders. They are as per table below:

Name of Structure	Number of Meetings
Minister and Teacher Unions	1
Minister and SGB Associations and Professional Bodies	1
DG – Professional Bodies	1
DG – SGB Associations and Professional Bodies	3
DG and Teacher Unions	5
Basic Education 10 x 10 Meeting with National Treasury	1
Joint HEDCOM/HSDS	1
Total	13

PROGRAMME 1 ...

Partnerships:

- **Three** (3) Memorandum of Agreements and/or Memorandum of Understanding were **approved**:
 - **Tiger Brands Foundation ,Emeritus Training Academy (Pty) Ltd and Huawei Technologies Africa (Pty) Ltd; and Dr CL Smith Foundation**
- **Sustainable educational programmes: Facilitated** the Director-General letters of **acknowledgement** and **commendation** for partners of the DBE Sanitation Appropriate For Education (SAFE) with **regards** to **contribution**, since its **inception** to date. 14 organisations **pledged** to **support** the initiative, and **eight (8)** organisations (Tiger Brands Foundation; Norcross SA; Amalooloo; Adopt-a-School and AFRISAM; AVBOB; Assupol; MultiChoice; Unilever; and Anglo American SA) **received** the letters of acknowledgement **based** on their **progress** and reporting:
 - **Number of partners' pledges: 14 partners**
 - **Number of partners' implementing: eight (8) partners**
 - **Number of schools benefiting: 113 schools**
 - **Estimated monetary value: R 134 197 290.53**

PROGRAMME 1 ...

Parliamentary and Business Processes

- For the period under review, **76 Parliamentary questions** were received. **58 questions** were from the **National Assembly (NA)** and **18** from the **National Council of Provinces (NCOP)**.
- Due to the COVID-19 pandemic the Portfolio Committee opted to hold virtual meetings. A total of **14 virtual meetings** were held between April and September 2021. Topics under discussion were:
 - a) Learner Admissions and Placements;
 - b) Follow up on the oversight at ET Thabane Full Service School in Eastern Cape;
 - c) Third Quarterly Report 2020/21;
 - d) Status on COVID-19 pandemic in schools;
 - e) Infrastructure: ASIDI and Education Infrastructure Grant (EIG);
 - f) BELA Bill;
 - g) School Infrastructure Roundtable with Provincial Education Departments;
 - h) Audit Committee Reports;
 - i) Anti-Bullying Campaign; and
 - j) Budget Review of SACE and UMALUSI.
 - k) Vandalism and looting in KwaZulu-Natal (KZN) and Gauteng;
 - l) School Readiness;
 - m) Gender Based Violence;
 - n) Comprehensive Sexuality Education (CSE);
 - o) Teenage Pregnancy;
 - p) Fourth Quarterly Report;
 - q) Online Learning; and
 - r) Second Chance Matric Programme

PROGRAMME 1 ...

Intergovernmental and Technical Support

- Coordinated the weekly meetings between the DG and **six (6) Implementing Agents** to track progress on **Infrastructure projects**;
- Coordinated provincial virtual one on one meetings with **nine (9) Provinces on BEEI**;
- Coordinated the Director General's one on one meeting with PEDs on **school readiness**;
- Coordinated meetings with Branches for the discussion on progress made on **SONA commitments**;
- Coordinated meetings on **Focus Schools**;
- Coordinated weekly meeting of the DG with **CEOs of implementing Agents**;
- Coordinated DG's provincial visits to **monitor progress** on Infrastructure projects in **EC, KZN and LP**;
- Conducted reflections on **DG's engagements** and compiled a **report**; and
- Coordinated monitoring visits of **97 Winter camps** in **nine (9) provinces**.

PROGRAMME 1 ...

Internal and External Stakeholder Liaison

- On 20 April 2021, a meeting was convened with the leadership of the **South African Democratic Teachers Union (SADTU)**. The purpose of the meeting was to discuss the possible **vaccination of educators**, return of all **primary school learners to normal attendance** as well as feedback on the **Presidential Employment Initiative**.
- On 11 May 2021 and 19 August 2021, a meeting was **convened** between the **DBE, COGTA** and the South African Local Government Association (**SALGA**) to **discuss** Water, Electricity and **related** Municipal Service cost in Public Schools. The purpose of the meeting was to establish whether the schools could be given **special rates**.
- **Vaccination** of teachers started on **23 June 2021**.
- The DBE held one-on-one meetings with Provincial Education Departments (PEDs), to assess the **readiness** of the PEDs to **return all primary school learners in July 2021**.
- On 27 July 2021, the DG **met** the presidency (Dr Shisana) regarding Infrastructure programme.
- On 23 August 2021, a meeting was **convened** with Interest bodies to discuss the Infrastructure Rollout.
- The Director-General held meetings with Internal unions on 30 September 2021 to discuss Vooma Vaccination Weekend.
- **Coordinated** and **assisted** officials from the Public Entities regarding Vaccination. Most of the staff from the public entities were **vaccinated** at the DBE.

PROGRAMME 1 ...

International Relations and Multilateral Affairs...

- **The DBE hosted** webinars with several African countries to **share experiences** on protocols put in place **to respond to the COVID-19 pandemic** in the schooling sector, as well as **COVID-19 responsive plans** for the 2021 academic year.
- **The DBE finalised the Memorandum of Understanding (MoU)** between South Africa and Zimbabwe in the field of basic education. A Presidential **approval** for **signing** has been **granted**.
- **The Minister participated** in the virtual Joint meeting of Southern African Development Community (SADC) Ministers of Department of Education and Training and Science, Technology and Innovation (ETSTI) on 16 June 2021.
- **The Minister Mrs AM Motshekga**, met with the United States Peace Corps on 12 July 2021 to **discuss** Peace Corps projects in South Africa, especially the volunteer programme.
- **The Director-General, Mr HM Mweli** met with the World Bank on 27 July 2021. The purpose of the meeting was to get an update on: Early Childhood Development (ECD); Early Grade Reading; and strategic partnership between World Bank and Development Bank of Southern Africa (DBSA).
- **The DBE facilitated** meetings to request for **support** to the National Teaching Awards (NTA). Support was **secured** from Chinese Embassy, with R 1 140 000; the British Council, with R 200 000; the Embassy of Germany, with R 70 000; the Embassy of France, with R70 000 and the VVOB, with 21 tablets.

PROGRAMME 2: CURRICULUM POLICY, SUPPORT AND MONITORING

The purpose of Programme 2 is to develop curriculum and assessment policies and monitor and support their implementation.



PROGRAMME 2 INDICATORS...

Performance Indicator	Frequency	Target for 2021/22	Validated Milestone/ Output	Deviation	Reason for deviation	Challenges/ Corrective Action
PROGRAMME 2: CURRICULUM POLICY, SUPPORT AND MONITORING						
2.1.1 Number of technical schools monitored for implementation of the Curriculum and Assessment Policy Statements (CAPS)	Quarterly	18				
	Q16		6	No deviation	Not applicable	Not applicable
	Q26		6	No deviation	Not applicable	Not applicable
2.1.2 Number of learners per year obtaining subject passes towards an NSC or extended Senior Certificate (SC), including upgraded NSC, through the SCMP	Bi-annually	45000				
	Q1-		12 face to face classes were monitored across the Provinces	Bi-annual indicator	Bi-annual indicator	Bi-annual indicator
	Q220000		National Senior Certificate: 4046 Senior Certificate: 25131 Total: 29177	9177	More learners achieved subject passes due to support provided.	Not applicable

PROGRAMME 2 INDICATORS...

Performance Indicator	Frequency	Target for 2021/22	Validated Milestone/ Output	Deviation	Reason for deviation	Challenges/ Corrective Action
2.1.3 Number of Children/ Learners with Profound Intellectual Disability (C/LPID) using the Learning Programme for C/LPID	Annually	3727				
	Q1-		<p>2021/22 APP 2.1.3 Performance Information, on the implementation of the Learning Programme and management learner data analysed, provincial reports compiled and shared with provinces in preparation for virtual capacity building.</p> <p>Training of Transversal Itinerant Outreach Team members of Grant Managers on managing learner performance data management through a virtual meeting.</p> <p>Two virtual meetings to orientate Grant managers and team members that are responsible for evidence based reporting, to evidence based reporting and revised grant managers' reporting template were facilitated virtually.</p> <p>Training of Transversal Itinerant Outreach Team members of 7 Grant Managers on the implementation of the Term 2 Lesson Plan on the Learning Programme for LPID facilitated through a virtual meeting.</p>	Annual indicator	Annual indicator	Annual indicator

PROGRAMME 2 INDICATORS...

Performance Indicator	Frequency	Target for 2021/22	Validated Milestone/ Output	Deviation	Reason for deviation	Challenges/ Corrective Action
2.1.3 Number of Children/ Learners with Profound Intellectual Disability (C/LPID) using the Learning Programme for C/LPID	Annually	3727				
	Q2-		<ul style="list-style-type: none"> 2021/22 Annual Teaching Plan, Term 4 Implementation Plan, Lesson Plan for Term 3 and 4, Term 4 Learner Assessment and Recoding Tool, Term 4 Mark Schedule Template and Term 4 Report Card Template developed and shared with PEDs and orientated 163 officials (grant managers and transversal itinerant outreach team members). Supported by GITO and SITA the SharePoint Platform was identified as a POPIA compliant Platform to host the Tracking Tool and GITO created a URL for the LSPID Grant. Orientated grant managers and outreach team members that are responsible for the provincial evidence-based reporting (EBR Team) on how to log in to the URL, navigate the Platform and assist transversal itinerant outreach team members log in and navigate the Platform. Facilitated the DG approval for the training of grant managers and itinerant transversal outreach team members on using SharePoint Platform to manage performance information and using this information for reporting 	Annual indicator	Annual indicator	Annual indicator

PROGRAMME 2 INDICATORS...

Performance Indicator	Frequency	Target for 2021/22	Validated Milestone/ Output	Deviation	Reason for deviation	Challenges/ Corrective Action
2.1.4 An Annual Sector Report is produced on monitoring of the implementation of the Policy on Screening, Identification, Assessment and Support (SIAS) as a mechanism for early identification and intervention	Annually	Approved Annual Sector Report on monitoring of the implementation of the Policy on SIAS as a mechanism for early identification and intervention				
	Q1-		Template for the annual sector report was developed.	Annual indicator	Annual indicator	Annual indicator
	Q2-		<p>A template for the monthly monitoring of the implementation of the Policy on SIAS was developed and shared with PEDs.</p> <ul style="list-style-type: none"> • Number of teachers trained on the Policy on SIAS: 6 661 • Number of Grade R practitioners trained on the SIAS policy: 1 017 • Number of officials trained on the SIAS policy: 750 • Number of schools whose teachers participated in the training of SIAS policy: 340 • Number of learners identified and assessed in terms of the policy: 21 857 • Number of Individual Support Plans (ISP) developed for the above learners: 16 474 • Number of cases successfully resolved by the school: 10 022 • Number of cases referred to the DBST: 8 103 • Number of cases successfully resolved by the DBST: 4 743 • Number of schools that have a functional SBST: 2 703 • Number of schools monitored for the functionality of School-Based Support Teams (SBSTs) by District-Based Support Teams (DBSTs): 1 834 • Number of schools monitored for the implementation of the Policy on SIAS: 2 333 	Annual indicator	Annual indicator	Annual indicator

PROGRAMME 2 INDICATORS...

Performance Indicator	Frequency	Target for 2021/22	Validated Milestone/ Output	Deviation	Reason for deviation	Challenges/ Corrective Action
2.1.5 A National Report is produced on the amended legislation to regulate the new ECD landscape	Annually	Approved National Report on the amended legislation to regulate the new ECD landscape.				
	Q1-		Proclamations signed by both Ministers of Social Development, Basic Education and Public Service Administration and now with the Presidency awaiting for signature.	Annual indicator	Annual indicator	Annual indicator
	Q2-		President and Premiers have signed the national and provincial proclamations respectively.	Annual indicator	Annual indicator	Annual indicator
2.1.6 A National Report is produced on the development of a new funding model for ECD	Annually	Approved National Report on the development of a new funding model for ECD				
	Q1-		Public Expenditure and Institutional Review (PEIR) confirmed with the World Bank.	Annual indicator	Annual indicator	Annual indicator
	Q2-		Public Expenditure and Institutional Review (PEIR) Steering Committee met and confirmed the scope of work of the consultants.	Annual indicator	Annual indicator	Annual indicator

PROGRAMME 2 INDICATORS...

Performance Indicator	Frequency	Target for 2021/22	Validated Milestone/ Output	Deviation	Reason for deviation	Challenges/ Corrective Action
2.1.7 A National Report is produced on conducting an Early Childhood Development census to inform the integration of ECD into the EMIS	Annually	Approved National Report on conducting an Early Childhood Development census to inform the integration of ECD into the EMIS				
	Q1-		Workplan finalised. Instruments developed.	Annual indicator	Annual indicator	Annual indicator
	Q2-		ECD Census was launched on 26 August 2021, all fieldworkers have been trained and fieldwork has commenced across all provinces.	Annual indicator	Annual indicator	Annual indicator
2.1.8 A National Report is produced on developing and operationalising an Early Childhood Development (ECD) Human Resource Development (HRD) Plan	Annually	Approved National Report on the development of a new ECD service delivery model and its workforce implications				
	Q1-		Developed Draft Concept Note on The Vision for Early Childhood Development (ECD) in South Africa provided	Annual indicator	Annual indicator	Annual indicator
	Q2-		NECT Dialogue was held with the ECD Sector on the Service Delivery Model.	Annual indicator	Annual indicator	Annual indicator

PROGRAMME 2 INDICATORS...

Performance Indicator	Frequency	Target for 2021/22	Validated Milestone/ Output	Deviation	Reason for deviation	Challenges/ Corrective Action
2.1.9 Number of districts monitored on implementation of the National Curriculum Statement (NCS) for Grades 10–12.	Annually	8				
	Q1-		Underperforming Districts in 4 provinces selected and schools identified for oversight visits. 35 schools monitored in the Eastern Cape in Q1.	Annual indicator	Annual indicator	Annual indicator
	Q2-		4	Annual indicator	Annual indicator	Annual indicator
2.1.10 Number of provinces monitored for extra-support classes to increase the number of learners achieving Bachelor-level passes.	Annually	9				
	Q1-		Monitoring tools developed for the first round of monitoring during the autumn classes. 71 vacation school centres were visited in 8 provinces as part of the annual programme. Planning for the winter vacation school monitoring completed.	Annual indicator	Annual indicator	Annual indicator
	Q2-		9	Annual indicator	Annual indicator	Annual indicator

PROGRAMME 2 INDICATORS...

Performance Indicator	Frequency	Target for 2021/22	Validated Milestone/ Output	Deviation	Reason for deviation	Challenges/ Corrective Action
2.1.11 Number of schools monitored for implementing compulsory entrepreneurship education.	Annually	135 (15 per province)				
	Q1 -		Monitoring Plan and protocols developed for 2021/22. Shared with provincial GET Directors.	Annual indicator	Annual indicator	Annual indicator
	Q2 -		The monitoring tool as well as the selection of schools per province, was sent to Provincial HODs on 11 August 2021. The implementation plan and evaluation tool have been revised . A virtual meeting was held with provincial coordinators to discuss the process of the data collection on 26 August 2021.	Annual indicator	Annual indicator	Annual indicator
2.1.12 An Annual Sector Report is produced on the implementation of the General Education Certificate (GEC).	Annually	Approved Annual Sector Report on the implementation of the GEC				
	Q1 -		42 Schools have been identified for the GEC pilot study. Test development panels have been finalised for the setting of tests for Home Language, First Additional Language, Mathematics, Natural Science and Economic & Management Sciences.	Annual indicator	Annual indicator	Annual indicator
	Q2 -		A General Education Certificate (GEC) Sector workshop report was produced	Annual indicator	Annual indicator	Annual indicator

PROGRAMME 2 INDICATORS...

Performance Indicator	Frequency	Target for 2021/22	Validated Milestone/ Output	Deviation	Reason for deviation	Challenges/ Corrective Action
2.1.13 An Annual Sector Report is produced on schools that are prepared to respectively implement and pilot the Technical Occupational Stream.	Annually	Approved Annual Sector Report on Ordinary Secondary Schools that pilot the Technical Occupational Stream in 2021/22				
	Q1-		The General Education Certificate Policy framework was published for public comments; Umalusi provided feedback to DBE on the Civil Technology subjects.	Annual indicator	Annual indicator	Annual indicator
	Q2-		<ul style="list-style-type: none"> • Learning and Teaching Support Material (LTSM) for 9 of the 13 Vocationally oriented and 11 of the 22 Occupationally oriented subjects was finalised. • A report on the State of Readiness Audit for the Grade 8 pilot in Ordinary Secondary Schools was submitted to DBE for planning purposes.. 	Annual indicator	Annual indicator	Annual indicator
2.1.14 Number of schools monitored for piloting the Coding and Robotics curriculum	Annually	18 schools (2 per piloting province)				
	Q1-		Coding and Robotics monitoring tool developed	Annual indicator	Annual indicator	Annual indicator
	Q2-		The Monitoring Tool was sent to PEDs with 9 letters	Annual indicator	Annual indicator	Annual indicator

PROGRAMME 2 INDICATORS...

Performance Indicator	Frequency	Target for 2021/22	Validated Milestone/ Output	Deviation	Reason for deviation	Challenges/ Corrective Action
2.2.1 Number of schools monitored on the implementation of the reading norms.	Annually	18				
	Q1-		A plan to monitor the Annual Performance Indicator in July 2021 to February 2022 was developed and approved.	Annual indicator	Annual indicator	Annual indicator
	Q2-		3	Annual indicator	Annual indicator	Annual indicator
2.2.2 Number of schools monitored on the implementation of the Incremental Introduction to African Languages (IIAL).	Annually	18				
	Q1-		A plan to monitor the Annual Performance Indicator in July 2021 to February 2022 was developed and approved.	Annual indicator	Annual indicator	Annual indicator
	Q2-		5	Annual indicator	Annual indicator	Annual indicator

PROGRAMME 2 INDICATORS...

Performance Indicator	Frequency	Target for 2021/22	Validated Milestone/ Output	Deviation	Reason for deviation	Challenges/ Corrective Action
2.2.3 Number of underperforming schools monitored on the implementation of the Early Grade Reading Assessment (EGRA).	Annually	18				
	Q1-		A plan to monitor the Annual Performance Indicator in July 2021 to February 2022 was developed and approved.	Annual indicator	Annual indicator	Annual indicator
	Q2-		10	Annual indicator	Annual indicator	Annual indicator
2.2.4 Number of schools with multi-grade classes monitored for implementing the multi-grade toolkit.	Annually	32				
	Q1-		A plan to monitor the Annual Performance Indicator in July 2021 to February 2022 was developed and approved.	Annual indicator	Annual indicator	Annual indicator
	Q2-		19	Annual indicator	Annual indicator	Annual indicator
2.2.5 An Annual Sector Report is produced on the implementation of the National Reading Plan	Annually	Approved Annual Sector Report on the implementation of the National Reading Plan				
	Q1-		A plan to monitor the Annual Performance Indicator in July 2021 to February 2022 was developed and approved.	Annual indicator	Annual indicator	Annual indicator
	Q2-		Semester 1 Reading Report Template has been developed Reading Reports were received from 9 PEDs	Annual indicator	Annual indicator	Annual indicator

PROGRAMME 2 INDICATORS...

Performance Indicator	Frequency	Target for 2021/22	Validated Milestone/ Output	Deviation	Reason for deviation	Challenges/ Corrective Action
2.2.6 An Annual Sector Report is produced on the number of public schools monitored on the availability of readers.	Annually	Approved Annual Sector Report on the number of public schools monitored on the availability of readers				
	Q1-		Provinces reminded by email to monitor schools on the availability of readers.	Annual indicator	Annual indicator	Annual indicator
	Q2-		An updated monitoring tool and a DG-signed submission were sent to PEDs	Annual indicator	Annual indicator	Annual indicator
2.3.1 Number of schools per province monitored for utilisation of Information and Communications Technology (ICT) resources.	Annually	27 (3 per province)				
	Q1-		Plans are in place. Communication has been sent to HODs with monitoring schedule and the first monitoring is scheduled to start in July 2021.	Annual indicator	Annual indicator	Annual indicator
	Q2-		The Monitoring Tool was sent to PEDs with 9 letters	Annual indicator	Annual indicator	Annual indicator

PROGRAMME 2 INDICATORS...

Performance Indicator	Frequency	Target for 2021/22	Validated Milestone/ Output	Deviation	Reason for deviation	Challenges/ Corrective Action
2.3.2 Percentage of public schools provided with Home Language workbooks for learners in Grades 1–6 per year, after having placed an order.	Annually	100% Annually				
	Q1-		Signed print proof and art work. Commenced with printing.	Annual indicator	Annual indicator	Annual indicator
	Q2-		Printing of Grades 1-6 Printing Home Language workbooks volume 1 has been completed. Sign-off for volume 2 workbooks has been completed. The print order for volume 2 workbooks has been signed.	Annual indicator	Annual indicator	Annual indicator
2.3.3 Percentage of public schools provided with Mathematics workbooks for learners in Grades 1–9 per year, after having placed an order.	Annually	100% Annually				
	Q1-		Signed print proof and art work. Commenced with printing.	Annual indicator	Annual indicator	Annual indicator
	Q2-		Printing of Grades 1-6 Printing Home Language workbooks volume 1 has been completed. Sign-off for volume 2 workbooks has been completed. The print order for volume 2 workbooks has been signed.	Annual indicator	Annual indicator	Annual indicator

PROGRAMME 2 INDICATORS...

Performance Indicator	Frequency	Target for 2021/22	Validated Milestone/ Output	Deviation	Reason for deviation	Challenges / Corrective Action
2.3.4 Percentage of public schools provided with workbooks for learners in Grades R per year, after having placed an order.	Annually	100% Annually				
	Q1-		Signed print proof and art work. Commenced with printing.	Annual indicator	Annual indicator	Annual indicator
	Q2-		Printing of Grade R workbooks has been completed	Annual indicator	Annual indicator	Annual indicator
2.3.5 An Annual Sector Report is produced on the learners provided with Mathematics and English First Additional Language (EFAL) textbooks in Grades 3, 6, 9 and 12	Annually	Approved Annual Sector Report on the learners provided with Mathematics and English First Additional Language (EFAL) textbooks in Grades 3, 6, 9 and 12				
	Q1-		Plans are underway. First meeting with provinces to discuss the milestone will take place on 7 July 2021	Annual indicator	Annual indicator	Annual indicator
	Q2-		A draft template was developed for provinces to consider	Annual indicator	Annual indicator	Annual indicator

PROGRAMME 2 INDICATORS...

Performance Indicator	Frequency	Target for 2021/22	Validated Milestone/ Output	Deviation	Reason for deviation	Challenges/ Corrective Action
2.3.6 The number of schools monitored for home languages in which Literacy Grades 1–3 lesson plans have been developed for terms 1–4.	Annually	10				
	Q1-		A plan to monitor the Annual Performance Indicator in July 2021 to February 2022 was developed and approved.	Annual indicator	Annual indicator	Annual indicator
	Q2-		No schools were monitored in the quarter	Annual indicator	A monitoring tool had to be refined and mediated to the PEDs.	Monitoring will be conducted during the third quarter and is currently underway..
2.3.7 Number of special schools with access to electronic devices.	Annually	307				
	Q1-		Requested Implementation plans from The Mobile Network Operators	Annual indicator	Annual indicator	Annual indicator
	Q2-		The team consisting of DBE, ICASA and the Department of Communications and Digital Technologies (DCDT) held a meeting with Liquid and MTN to establish their plans for completion of the roll-out for ICT platforms and Assistive devices.	Annual indicator	Annual indicator	Annual indicator

PROGRAMME 2 INDICATORS...

Performance Indicator	Frequency	Target for 2021/22	Validated Milestone/ Output	Deviation	Reason for deviation	Challenges/ Corrective Action
2.3.8 An Annual Sector Report is produced on the monitoring of procurement and distribution of ICT devices	Annually	Approved Annual Sector Report on the monitoring of procurement and distribution of ICT devices				
	Q1 -		Draft monitoring tool developed by the DBE	Annual indicator	Annual indicator	Annual indicator
	Q2 -		The Monitoring Tool was sent to PEDs with 9 letters	Annual indicator	Annual indicator	Annual indicator
2.4.1 An Annual Sector Report is produced on the number of teachers trained on inclusion	Annually	Approved Annual Sector Report on the number of teachers trained on inclusion				
	Q1 -		In order to ensure PEDs meet deadlines for reporting on indicators, a DG submission was generated which provided dates for submission of provincial reports. Furthermore, a presentation template, which includes reporting on the implementation of APP indicators was generated and shared with PEDs. PEDs make presentation in the quarterly Interprovincial Meetings on Inclusive Education.	Annual indicator	Annual indicator	Annual indicator
	Q2 -		An Interprovincial Meeting on Inclusive Education was held on 21 September 2021 in which PEDs presented on progress on the implementation of the indicators.	Annual indicator	Annual indicator	Annual indicator

PROGRAMME 2 INDICATORS...

Performance Indicator	Frequency	Target for 2021/22	Validated Milestone/ Output	Deviation	Reason for deviation	Challenges/ Corrective Action
2.4.2 An Annual Sector Report is produced on the number of learners in public special schools	Annually	Approved Annual Sector Report on the number of learners in public special schools				
	Q1 -		In order to ensure PEDs meet deadlines for reporting on indicators, a DG submission was generated which provided dates for submission of provincial reports. Furthermore, a presentation template, which includes reporting on the implementation of APP indicators was generated and shared with PEDs. PEDs make presentation in the quarterly Interprovincial Meetings on Inclusive Education.	Annual indicator	Annual indicator	Annual indicator
	Q2 -		An Interprovincial Meeting on Inclusive Education was held on 21 September 2021 in which PEDs presented on progress on the implementation of the indicators.	Annual indicator	Annual indicator	Annual indicator
2.4.3 An Annual Sector Report is produced on the percentage of public special schools serving as resource centres.	Annually	Approved Annual Sector Report on the percentage of public special schools serving as resource centres				
	Q1 -		In order to ensure PEDs meet deadlines for reporting on indicators, a DG submission was generated which provided dates for submission of provincial reports. Furthermore, a presentation template, which includes reporting on the implementation of APP indicators was generated and shared with PEDs. PEDs make presentation in the quarterly Interprovincial Meetings on Inclusive Education.	Annual indicator	Annual indicator	Annual indicator
	Q2 -		An Interprovincial Meeting on Inclusive Education was held on 21 September 2021 in which PEDs presented on progress on the implementation of the indicators.	Annual indicator	Annual indicator	Annual indicator

PROGRAMME 2 INDICATORS

Performance Indicator	Frequency	Target for 2021/22	Validated Milestone/ Output	Deviation	Reason for deviation	Challenges / Corrective Action
2.4.4 An Annual Sector Report is produced on the establishment of focus schools per PED.	Annually	Approved Annual Sector Report on the establishment of focus schools per PED				
	Q1 -		A newly revised draft template for PEDs to report on progress made with their respective Focus School Programme has been produced.	Annual indicator	Annual indicator	Annual indicator
	Q2 -		Annual Report Template was sent to PEDs with 9 letters	Annual indicator	Annual indicator	Annual indicator

PROGRAMME 2 ...

Early Childhood Development

- **ECD Function shift:** The **National Macro Organisation of Government (NMOG)** submission has also been **finalised** and **signed** by the Ministers of Departments of Social Development, Basic Education and Public Service Administration.
- On 27 August 2021, the Departments of Basic Education and Social Development **provided a progress update** to the Technical Committee for Finance (TCF).
- ***ECD Funding model:*** In **collaboration** with the World Bank and NT, the DBE will be undertaking a Public Expenditure and Institution Review (PEIR) to **determine** the amount of **funding** that is being **spent** on ECD by the **different spheres** of government and Departments.
- The **national census** of Early Learning Programmes in South Africa is taking place to understand the full size and shape of the sector.
- The **ECD Inter-provincial meeting** was **held** on 13 July 2021 to acquire update on **ECD function shift** and also to get a **sense of progress** in terms of the **implementation** of the NCF, training of ECD practitioners and strengthening of **collaboration** from provinces

PROGRAMME 2 ...

Mathematic, Science and Technology (MST) E-learning and Research

- **Three Streams Model: Occupational subjects: 105** Schools across **nine (9)** provinces were **identified** for **piloting vocationally oriented subjects** in the General Education and Training (GET) Phase.
- The **GEC Policy Framework** was **provisionally approved**.
- **Circular E11 released** the Technical Mathematics Practical Assessment Task (PAT) for 2021 NSC on 14 May 2021.
- **Six (6) schools** for were **monitored** for **implementation** of Curriculum and Assessment Policy Statements (CAPS).
- The following documents Occupational Subjects Civil Technology CAPS and supporting documents were appraised by Umalusi and are percent (95%) and developed the following Occupational subject :
 - Woodworking, Plumbing (Civil Services), Bricklaying and Plastering for Grade 8 and CAPS;
 - Teacher , learner guides, Practical Assessment Tasks (PATs), Exemplar question papers and memos for Civil Technology Grades 8 and 9.
- **Monitoring of Curriculum coverage** in EC, GP and KZN for Civil Technology Specialisations and Engineering Graphics and Design (EGD).
- **Recommended** the Civil Technology Specialisations and EGD Practical Assessment Tasks.

PROGRAMME 2 ...

Mathematic, Science and Technology (MST) E-learning and Research...

- An **Aviation Curriculum** is multi-disciplinary and must provide for all three (3) Curriculum Streams with subjects aligned to specific types of work:
 - **Academic** (e.g. Pilots, Flight Engineers) MST subjects;
 - **Technical Vocational** (e.g. Avionics and other Technicians) Technical subjects; and
 - **Technical Occupational** (e.g. Flight attendants and other public interface jobs) Hospitality Studies and Business Economics.
- **DBE** had a bilateral meeting with the Department of Transport (DoT) on 6 April 2021. DoT **requested guidance** with **respect** to the Terms of Reference (TOR) for prospective service providers **for the development of practicals to complement the draft aviation curriculum for introduction at high schools; and**
- A draft **Academic Curriculum** and a **Framework** for the other **two (2) streams** was **provided** to DoT on 28 April 2021.

PROGRAMME 2 ...

Mathematic, Science and Technology (MST) E-learning and Research

- **Marine Sciences:** Advocacy via DBE and the Cape Town Aquarium has **resulted** in an **increase in enrolment** since the pilot **began** in 2019 with a small group of Grade 10 learners (23);
- The COVID-19 pandemic **reduced** the number of **Marine Sciences** learners to **13**;
- The first Grade 12 cohort of these **13 learners** will write the 2021 National Senior Certificate (NSC);
- **ICT devices rollout: Eight (8) schools** practising Multigrade teaching **received** ICT devices loaded with **digital content for teaching and learning** as part of the DBE/TELKOM collaboration.
- **Special schools: 214** special schools **received** school-based solution **consisting** of assistive devices, ICT equipment, and **connectivity through** the Universal Service and Access Obligation (USAO) initiative.

PROGRAMME 2 ...

Mathematic, Science and Technology (MST) E-learning and Research

- **Virtual classroom:** MTN five (5) and Vodacom six (6) presented their Virtual Classroom solution to the department;
- **Department of Communicational, Digital Technologies (DCDT), DBE and MTN** visited **four (4) schools** in Eastern Cape and **one (1) school** in North West – **to conduct an audit;** and
- **Rain installed** the solution and provided the school with **ICT devices and connectivity.**
- **Coding and Robotics:** Public comments were received on the Draft Curriculum and Assessment Policy Statements (CAPS) for Grades R-9 and have been **categorised and analysed.** Awaiting formal appraisal by Umalusi.
- All provinces were **visited** on an **Advocacy and Awareness roadshow** for Coding and Robotics and met with principals of the piloting schools.
- **Monitored the state of readiness** for **implementation** of the pilot in Grades R-3 and Grade 7 in nine (9) provinces.
- **The Provincial Training Team (PTT)** of nine (9) provinces have orientated **1 831 teachers** for Grades R-3 and Grade 7, **238 Subject Advisors**, district and provincial officials between 26 April to 21 May 2021.

PROGRAMME 2 ...

Rural Education

- **Edulution** is a catch-up programme that **utilises** technology to **improve** numeracy performance in **poorer rural schools**. Learners are **provided** with tablets that are **preloaded** with lessons for learners involved in the project; and
- **The Inter-Provincial Rural Education Committee (IPREC)** was **successfully hosted**.

Enhancement Programmes and Evaluation of School Performance

- **Printing of Grades R-9 Volume 1 workbooks** has been **completed**. Picking and packaging for **preparation** of delivery is in **progress**. Sign off for volume 2 workbooks is also **completed**.

PROGRAMME 2 ...

Reading...

- **Reading Champions Programme:** The programme was **extended** for further 30 days (to the end of April 2021) in all provinces.
- **Supported** by the National Reading Coalition (NRC), monitoring of impact continued, with **monitoring instruments received** from **6 684 Reading Champions**.

Enhancement Programmes and Evaluation of School Performance

- **Workbooks:** The sign-off of print proofs for Grades R-9 workbooks Volume 1 have been **finalised**.
- Data to **advise printing and delivery** of Grades R-9 workbooks has been **received** from all provinces and was **forwarded to the service provider**. The Service provider has **commenced** with the **printing** of 12 priority titles for Volume 1 workbooks.

PROGRAMME 2 ...

Reading

- **Primary School Reading Improvement Programme (PSRIP):** A total of **1 711** teachers in the Foundation Phase (FP) have been **trained**. A total of **1 363** Intermediate Phase teachers have been **trained** in all **nine (9)** provinces.
 - **School Management Teams (SMTs)** have been **capacitated** with regards to the **implementation** of the PSRIP, a total of **32** have been **trained** in this regard.
- **Promotion of the Read to Lead campaign:** A Read to Lead event with Women SGBs was held in Xhariep on 31 August 2021 in closing of the women's month. In celebration of International Literacy Day, on 7 September we **presented** at a **webinar hosted** by UNESCO, under the theme: "Literacy for a human-centred recovery: **Narrowing** the digital divide". A keynote **address** was **delivered** at the Literacy Association of South Africa (LITASA) conference **held** in Durban on 04 September 2021.
- **The National Reading Coalition (NRC) successfully finalised** its distribution plan of materials for the PSRIP **extension** to NRC circuits in Mpumalanga, Limpopo, Free State, Gauteng, North West, Eastern Cape, Northern Cape and Western Cape. The NRC **has started the versioning** of the **existing Foundation Phase (FP)** storybooks into all **nine (9)** home languages.

PROGRAMME 2...

Curriculum, Implementation and Quality Improvement (GET).

- **Business proposal on Phase 2 and Framework for the strengthening of the training manuals for Education Assistants in the Presidential Youth Initiative (PYEI) as implemented in Basic Education were developed and finalised.**
- **Information** on the piloting of the Foundation Phase home Languages Structured Learning Programme in **selected schools** in the nine (9) PEDs has been **presented** at Teacher Development Curriculum Management (TDCM), Broad Management, Senior Management, HEDCOM workshop; and Ministerial Management meetings.
- **A proposal on a practical reading assessment** indicating the learners level of reading according the CAPS seven-point scale in **Home Language and English First Additional Language (EFAL) was developed.**
- **The training manuals and mediation presentations** for Education Assistants who will be **employed** in Phase 2 of the Presidential Youth Employment Initiative (PYEI) as **implemented** in Basic Education were **developed.**
- In order to **support EFAL learners, teachers, schools and four (4) radio stations** with either a 15 or 30 minutes slot on a weekly basis have been **secured**

PROGRAMME 2...

Curriculum, Implementation and Quality Improvement (GET).

- To determine the extent of **learning losses**, the DBE **partnered** with the E-Cubed team to **develop a survey** for teachers to **respond** to the **issues of curriculum coverage**.
- A **Paper** on the Connecting the Dots Creative Arts Conference **hosted** by the Western Cape Department of Education on 27 August 2021 thereby **strengthening** communication in the **Basic Education Sector** was **presented**.
- **ECUBED Teacher Confect's progress** in the last quarter includes: Use for **Communication** and **Advocacy** including promoting the National Teaching Awards (NTA) (July-September 2021), the Quality Monitoring System (QMS) teams Vaccine Seminar as well as the Basic Education Employment Initiative (BEEI) programme;
- **Growth** to just under **155,000 users** (over the last eight (8) months) and **expansion** into the following platforms: sms, email, a zero-rated website as well as the initial WhatsApp both that was **launched** by the Minister, Mrs AM Motshekga, MP on September of 2020.

PROGRAMME 2...

Curriculum, Implementation and Quality Improvement (FET)

- The DBE focused on the following :
 - Development of the **Revised History Curriculum** (Grades 4 – 12);
 - Development of **Grade 12 Study Guides for 13 High Enrolment Subjects**;
 - **Curriculum Implementation Monitoring** in Eastern Cape;
 - **Monitoring of Autumn Classes**;
 - Curriculum **Policy Support**; and
 - **National Subject Committee Meetings** conducted for all Further Education and Training (FET) subjects.
- **Monitored 154 schools/centres programmes** in all **nine (9)** provinces;
- **Conducted curriculum implementation monitoring** in the Northern Cape **32 schools** and North West **six (6)** schools in the provinces;
- **Mediated the revised** Further Education and Training (FET) Educator Assistant Orientation Manual to provincial and district officials; and
- **History MTT conducted a session on assessment** of the **revised** History curriculum.



PROGRAMME 2...

Inclusive Education

- **Established** a task team to **finalise** the Procedural Manual on Accommodations and Concessions, with a view to **closing gaps and strengthening implementation**.
- **Participated** in the roadshows for the piloting of **Coding and Robotics roadshow, covering pilot schools** in the EC, KZN, LP, NW, FS and WC.
- **Developed** draft Guidelines for Responding to Learner Diversity through CAPS for Foundation, Intermediate and Senior Phases to **strengthen implementation** of curriculum **differentiation** for Coding and Robotics.
- **LPID: 181 officials** (grant managers and transversal itinerant outreach team members) were **orientated** on the 2021/22 Annual Teaching Plan, term 4 Implementation Plan, Lesson Plan for term 3 and 4, term 4 Learner Assessment and Recoding Tool, term 4 Mark Schedule template and Term 4 Report Card template **developed** and **shared** with PEDs **supported** by Government Information and Technology (GITO) and State Information Technology Agency (SITA) the SharePoint Platform was **identified** as a POPIA compliant Platform.

PROGRAMME 2...

Inclusive Education

- **Developed** short videos and complementary materials on orientation and mobility for **23 schools** for the Blind and Partially Sighted Learners. These were made **available** in five (5) languages-isiZulu, English, Afrikaans, isiXhosa and Setswana.
- **Conditional Grant** on Learners with Severe to Profound Intellectual Disability, **trained** Grant Managers and Teams on the **implementation** of the Term 2 Lesson Plan.

Rural Education

- **Edulution: Monitored eight (8)** implementing sites and **assessed** the control group for the project in KwaZulu-Natal.
- **Inter-Provincial Rural Education Committee (IPREC):** The quarterly Inter-Provincial Rural Education Committee meeting was **successfully** hosted, where provinces shared their projects and programmes to support rural schools.

PROGRAMME 2 ...

Second Chance Matric Programme (SCMP)

- The programme coordinated **107 face-to-face** classes across Provinces. Classes took place from 1 March 2021 to 30 June 2021. **More than 1 100 teachers and 107 Centre Managers** offered classes to second chance learners at the selected centres and more than **39 000 learners** attended the face-to-face classes.
- **Hired unemployment youth** to serve as the **107 screeners** and **202 cleaners** to administer the **COVID-19 safety protocols** before, during and after classes at the centres.
- **Worked in partnerships** with different entities to **increase access** to resources educational resources.
- **A total number of 239 024 learners wrote** the 2021 examinations. In the **239 024**, more than **39 448 learners attended** the face-to-face classes. learners were **supported** through broadcasting programmes, accessing the digital programmes and provision of hard copy study materials. A total number of **33 425 learners** who were **supported, achieve** subject passes. Phase 2 **started** on 1 August 2021 and **ended** on 31 November 2021.
- **Hiring of unemployment youth** to **serve** as the **103 screeners** and **206 cleaners** who **administered** the COVID-19 safety protocols before, during and after classes at the

PROGRAMME 3: TEACHERS, EDUCATION HUMAN RESOURCES AND INSTITUTIONAL DEVELOPMENT

The purpose of Programme 3 is to promote quality teaching and institutional performance through the effective supply, development and utilisation of human resources.



PROGRAMME 3 INDICATORS...

Performance Indicator	Frequency	Target for 2021/22	Validated Milestone/ Output	Deviation	Reason for deviation	Challenges/ Corrective Action
PROGRAMME 3: TEACHERS, EDUCATION HUMAN RESOURCES AND INSTIUTIONAL DEVELOPMENT						
3.1.1 Percentage of School Governing Bodies (SGBs) that meet the minimum criteria in terms of effectiveness.	Annually	90% of 1 000 sampled schools				
	Q1 -		Survey tool distributed to provinces	Annual indicator	Annual indicator	Annual indicator
	Q2 -		The survey tool to be used in the annual survey to determine SGB functionality in terms of effectiveness has been shared with PEDs	Annual indicator	Annual indicator	Annual indicator
3.1.2 Percentage of schools producing the minimum set of management documents at a required standard.	Annually	100% of 1 000 sampled schools				
	Q1 -		Amended survey tool distributed to provinces	Annual indicator	Annual indicator	Annual indicator
	Q2 -		The survey tool for the annual survey has been shared with all provinces to ensure that the basic annual management processes are in place across all schools in a country.	Annual indicator	Annual indicator	Annual indicator
3.1.3 Number of Funza Lushaka bursaries awarded to students enrolled for Initial Teacher Education per year.	Annually	11500				
	Q1 -		10226	Annual indicator	Annual indicator	Annual indicator
	Q2		11907	Annual indicator	Annual indicator	Annual indicator

PROGRAMME 3 INDICATORS...

Performance Indicator	Frequency	Target for 2021/22	Validated Milestone/ Output	Deviation	Reason for deviation	Challenges/ Corrective Action
3.1.4 Number of quarterly monitoring reports tracking the percentage of Funza Lushaka graduates placed within six (6) months upon confirmation that the bursar has completed studies.	Quarterly	4	Preliminary Report on Placement of Funza Lushaka graduates			
	Q1	1		No deviation	Not applicable	Not applicable
	Q2	1		-1	On the 15th of October, National Treasury indicated that it will not be possible to hand over the data due to the North West bureau system being down. The issue has since been resolved and the National Treasury has made a commitment that the data will be handed over by the end of business on 26 October 2021. Due to internal approval processes, it was not possible to submit the signed final reports by 28 October 2021.	The reports have been signed by 6 November 2021.

PROGRAMME 3 INDICATORS...

Performance Indicator	Frequency	Target for 2021/22	Validated Milestone/ Output	Deviation	Reason for deviation	Challenges/ Corrective Action
3.1.5 Number of quarterly monitoring reports indicating the number and percentage of schools where allocated teaching posts are all filled.	Quarterly	4				
	Q1	1	1	No deviation	Not applicable	Not applicable
	Q2	1	0	-1	On the 15th of October, National Treasury indicated that it will not be possible to hand over the data due to the North West bureau system being down. The issue has since been resolved and the National Treasury has made a commitment that the data will be handed over by the end of business on 26 October 2021. Due to internal approval processes, it was not possible to submit the signed final reports by 28 October 2021.	The reports have been signed by 6 November 2021.

PROGRAMME 3 INDICATORS...

Performance Indicator	Frequency	Target for 2021/22	Validated Milestone/ Output	Deviation	Reason for deviation	Challenges/ Corrective Action
3.1.6 An Annual Sector Report is produced on the number of qualified teachers aged 30 and below entering the public service as teachers.	Annually	Approved Annual Sector Report on the number of qualified teachers aged 30 and below entering the public service as teachers				
	Q1-		A preliminary report developed	Annual indicator	Annual indicator	Annual indicator
	Q2-		Preliminary second quarter report on the number of educators aged 30 and below entering the public service as teachers	Annual indicator	Annual indicator	Annual indicator
3.2.1 A National Report is produced on monitoring the functionality of Provincial Teacher Development Institutes and District Teacher Development Centres.	Annually	Approved National Report on monitoring the functionality of Provincial Teacher Development Institutes and District Teacher Development Centres				
	Q1-		37 completed monitoring tools and 9 PEDs quarterly reports	Annual indicator	Annual indicator	Annual indicator
	Q2-		9 PEDs second quarterly reports on monitoring the functionality of Provincial Teacher Development Institutes and District Teacher Development Centres were received and analysed.	Annual indicator	Annual indicator	Annual indicator

PROGRAMME 3 INDICATORS...

Performance Indicator	Frequency	Target for 2021/22	Validated Milestone/ Output	Deviation	Reason for deviation	Challenges/ Corrective Action
3.2.2 A National Report is produced on monitoring the implementation of Teacher Development Programmes by PEDs with special focus on EFAL, Mathematics, Physical Science and Accounting.	Annually	Approved National Report on monitoring the implementation of Teacher Development Programmes by PEDs with special focus on EFAL, Mathematics, Physical Science and Accounting				
	Q1-		9 PED quarterly reports and 9 monitoring tools	Annual indicator	Annual indicator	Annual indicator
	Q2-		9 PED second quarterly reports on monitoring the implementation of Teacher Development Programmes were received and analysed	Annual indicator	Annual indicator	Annual indicator
3.2.3 Number of PEDs that had their post-provisioning processes assessed for compliance with the post-provisioning norms and standards.	Annually	9				
	Q1-		Letters sent to PEDs to request post provisioning plans for 2022	Annual indicator	Annual indicator	Annual indicator
	Q2-		5 PED post-provisioning plans and reports have been submitted by the PEDs	Annual indicator	Annual indicator	Annual indicator

PROGRAMME 3 INDICATORS...

Performance Indicator	Frequency	Target for 2021/22	Validated Milestone/ Output	Deviation	Reason for deviation	Challenges/ Corrective Action
3.2.4 An Annual Sector Report is produced on the number of Grade R practitioners with at least an NQF level 6 or above qualification	Annually	Approved Annual Sector Report on the number of Grade R practitioners with at least an NQF level 6 or above qualification				
	Q1-		Submission of approved data collection tool sent to all provinces. Provincial Reports based on data verified by SAQA and validated by Home Affairs and sign off by all HODs from all provinces	Annual indicator	Annual indicator	Annual indicator
	Q2-		AN approved data collection tool has been developed	Annual indicator	Annual indicator	Annual indicator
3.3.1 Number of PEDs monitored on the implementation of the Performance Management Service for school-based educators	Annually	9				
	Q1-		Monitoring instruments and guides were sent to PEDS. Reports received from 5 provinces are currently being assessed.	Annual indicator	Annual indicator	Annual indicator
	Q2-		Five PEDs have been monitored – FS; GP; MP, NC & WC	Annual indicator	Annual indicator	Annual indicator

PROGRAMME 3 INDICATORS...

Performance Indicator	Frequency	Target for 2021/22	Validated Milestone/ Output	Deviation	Reason for deviation	Challenges/ Corrective Action
3.3.2 Number of PEDs monitored on the implementation of the Education Management Service: Performance Management and Development System (EMS: PMDS).	Annually	9				
	Q1-		Reporting instruments and guides were sent to PEDs. Reports from 3 PEDs (KZN, NW and WC) are being assessed.	Annual indicator	Annual indicator	Annual indicator
	Q2-		Six PEDs have been monitored – EC; KZN; LP; MP; NW & WC	Annual indicator	Annual indicator	Annual indicator

PROGRAMME 3 ...

Education Human Resource Planning, Provisioning and Monitoring

- **Monitoring and support of the implementation of the educator Post Provisioning Norms:** Letters were sent to all **nine (9) PEDs** requesting them to **submit** post provisioning plans for 2021. **All PEDs** have **submitted** plans and progress report. The plans and reports will be used to **monitor the implementation** of post provisioning norms in preparation for 2022.
- **Monitoring and reporting on the number of qualified educators aged 30 years and below:** Reports on the number of qualified educators aged 30 years and below entering the profession for the first time covering April-May and July-August 2021 were compiled. **A total number of 2 738 young and qualified** educators were **appointed** in posts in the PEDs of which **1 036 were permanent, 1 161 were temporary, and 541 were substitute/ relief appointments** between April-September 2021.
- **Monitoring and supporting the placement of Funza Lushaka graduates in PEDs:** **65% (2 793 of 4 274)** graduates eligible for placement in 2021 were placed as at the end of September 2021. PEDs that recorded below average placement are KwaZulu-Natal (**24%**), Mpumalanga (**53%**) and Western Cape (**63%**). PEDs that recorded the highest placement rate were North West (**93%**), Limpopo (**93%**), Northern Cape (**92%**), Gauteng (**80%**), Eastern Cape (**70 %**) and Free State (**65%**).

PROGRAMME 3 ...

Education Human Resource Planning, Provisioning and Monitoring

- **Monitoring and reporting on the percentage of schools that had all their allocated educator posts filled:** Report on the filling of posts at schools was **compiled**. As at end of September 2021, **73% (16857 of 23 243)** schools had all their **allocated posts filled**. Provincial percentages above average were Northern Cape (**92%**), Western Cape (**88%**) Mpumalanga (**77%**), Gauteng (**77%**) and Limpopo (**74%**). PEDs that were below average were KwaZulu-Natal (**72%**), Free State (**71%**), North West (**71%**), Eastern Cape (**61%**). The average for the **previous** quarter was **65%** while the average for the second quarter of 2020 was **54%**.

Educator Performance Management and Development and Whole School Evaluation

- **Principals signed work plan agreements** with supervisors. An analysis of **78 workplans** across PEDs shows that further guidance is **needed** in formulating smart targets and performance indicators.
- **Through partnership** with VVOB, a **process was initiated** to **strengthen** the National Skills Development Guidelines and **develop additional Quality Management System (QMS) resources**.
- **A total of 70 provincial Whole-School Evaluation (WSE) officials trained** on School Self Evaluation (SSE) and school **improvement planning** and **105 WSE supervisors trained** on the implementation of the QMS.

PROGRAMME 3 ...

Educator Performance Management and Development and Whole School Evaluation...

- **Five (5)** PEDs (FS; GP; MP, NC & WC) **monitored** on the **implementation** of the Performance Management System for school-based educators.
- **Six (6)** PEDs (EC; KZN; LP; MP; NW and WC) **monitored** on the **implementation** of the Education Management Service: Performance Management and Development System (EMS:PMDS).

PROGRAMME 3

Placement of Funza Lushaka Graduates in 2021

Province	Placed	Unplaced	Allocation	Placement%
Eastern Cape	487	205	692	70%
Free State	210	114	324	65%
Gauteng	718	182	900	80%
KwaZulu-Natal	185	597	782	24%
Limpopo	451	35	486	93%
Mpumalanga	228	200	428	53%
North West	244	17	261	93%
Northern Cape	106	9	115	92%
Western Cape	367	220	587	63%
Unallocated	0	11	11	0%
Grand Total	2 996	1 590	4 586	65%

Source: PERSAL (September 2021) and PED reports

PROGRAMME 3

Number and percentage of schools where allocated posts were filled per province

Province	Not All Filled	All Filled	Total	Percentage All Filled-Q2 2021/22	Percentage All Filled-Q1 2021/22
Eastern Cape	2 003	3 145	5 148	61%	59%
Free State	232	813	1 045	78%	71%
Gauteng	507	1 733	2 240	77%	73%
KwaZulu-Natal	1 649	4 236	5 885	72%	70%
Limpopo	966	2 761	3 727	74%	44%
Mpumalanga	376	1 290	1 666	77%	75%
North West	420	1 048	1 468	71%	63%
Northern Cape	45	510	555	92%	88%
Western Cape	188	1 321	1 509	88%	84%
Total	6 386	16 857	23 243	73%	65%

Source: PERSAL, September 2021

PROGRAMME 3

Percentage of schools that had all their allocated posts filled by interval per province

PROVINCE	LESS THAN 50%	50%-74%	75%-99%	100%
EASTERN CAPE	0.6%	6.9%	31.3%	61.1%
FREE STATE	0.0%	1.6%	20.6%	77.8%
GAUTENG	0.1%	0.4%	22.1%	77.4%
KWAZULU-NATAL	0.6%	1.7%	25.7%	72.0%
LIMPOPO	0.2%	1.7%	24.1%	74.1%
MPUMALANGA	0.6%	0.8%	21.1%	77.4%
NORTH WEST	0.3%	0.9%	27.5%	71.4%
NORTHERN CAPE	0.0%	0.7%	7.4%	91.9%
WESTERN CAPE	0.1%	0.9%	11.5%	87.5%
TOTAL	0.4%	2.5%	24.5%	72.5%

Source: PERSAL, September 2021

PROGRAMME 3 ...

Continuing Professional Teacher Development (CPTD)

- **The 21st National Teaching Awards: Nomination guide** was uploaded on the DBE website, and all **Adjudication** on provincial and national level has been **concluded**.
- **Seven (7)** provinces held provincial ceremonies except for Limpopo and Gauteng.
- **The CLOET course** are being roll out to more than **700 teachers** and funding for data had been **secured** by British Council for further roll out. The training is ongoing and story making training have commenced.

Initial Teacher Education

- **11 907 Funza Lushaka** bursaries were **awarded** for Initial Teacher Education by 30 September 2021.
- A **midline evaluation** report of the **field testing** of the **new teacher induction programme** in the Free State, KwaZulu-Natal and North West has been **completed**.

PROGRAMME 3 ...

Curriculum Research

- **A total number of 241 teachers administered** diagnostic assessments in Mathematics and Physical Sciences to **determine** their content needs.
- **72 Teacher Centres** were **monitored** and provincial quarterly reports **completed**. The development of the impact assessment tool for CPTD programmes **begun** after the appointment of the CPUT as a Service Provider. A number of digital skills programmes are currently rolled-out by Teacher Centres across all provinces.
- **A pilot** of the impact assessment tool for CPTD programmes has been completed through experts and validation in schools.
- **Terms of Reference** for the Reference Group for the CPTD online platform **finalised** as well as the **appointment** of the Reference Group. DBE has **developed** its own Digital Skills teacher programme which aims to develop digital skills for teachers that will be critical to attain the **Skills for the Changing World**.

Teacher Development Implementation (TDI)

- **The professional development programme** for Grade 9 Mathematics and Natural Science teachers and the **Technical Mathematics and Technical Science programme** has been **approved** and letters were **sent** to the PEDs.
- **Training Manual Development** has **started**, but had to **change** from a face to face process to virtual due to COVID-19 **restrictions**.

PROGRAMME 3 ...

Teacher Development Implementation (TDI) ...

- **Coding and Robotics** orientation for NTT members and teachers has been **completed**. **Grade 9** Mathematics and Natural Science Teacher Capacity programme was **conducted** virtually through the Veedo platform. The programme focused on the following key concepts:
- **Natural Science:** Forces, Electric Circuits and Resistance.
- **Mathematics:** Algebraic Expressions and equations and Linear Functions (Graphs).
- **In collaboration** with the NECT, **developed** the trackers that are responsive to **assist** teachers and advisors to **monitor effective** teaching and learning. Subject advisors from **four (4) provinces** were **trained** virtually over 15 hours each on July and August 2021.

Province	Natural Sciences/Natural Sciences Technology	Mathematics	Total
EC	22	20	42
LP	24	25	49
MP	24	18	42
NW	24	16	40
TOTAL	94	79	173

PROGRAMME 3

Number of teacher oriented on Coding and Robotics

Statistics for Coding and Robotics Teacher Orientation

PROVINCE	GRADES R-3	GRADE 7
EASTERN CAPE	58	222
FREE STSTATE	64	145
GAUTENG	108	133
KZN	84	222
LIMPOPO	80	100
MPUMALANGA	56	196
NORTHERN CAPE	44	289
NORTHWEST	48	120
WESTERN CAPE	165	221
TOTAL	707	1 648

PROGRAMME 3 ...

Teacher Development Implementation (TDI)

Districts and teacher attendance

Prov	District	Natural Science 20-22/09/ 2021	Maths 27-29/09/2021	Total
EC	Amathole W and ORT C	22	68	90
FS	TMED	1	26	27
GP	Sedibeng West	69	23	92
KZN	Ki.Cetshwayo, Ugu and Umkhanyakude	83	83	166
LP	Mopani W and Vhenbe W	131	98	229
MP	Bohlabela	36	31	67
NC	Francis Baard and JTG	81	77	158
NW	Ngaka Modiri Molema	64	67	131
WC	Metro East	15	55	70
Other	Other	7	1	8
	TOTAL	509	529	1 038

PROGRAMME 3 ...

Education Management and Governance Development

- **An amended survey tool** has been **distributed** to PEDs together with quota per province and the formula to **randomly** sample schools.
- **Supported** the **commencement** of the 2022 admissions programme in all provinces. Information on how to **deal** with **undocumented learners** was **mediated** to all provinces.
- **Structures** to manage the **rationalisation** of small and **non-viable schools** were established at DBE and provincial levels following the **Terms of References approved**.

PROGRAMME 4: PLANNING, INFORMATION AND ASSESSMENT

The purpose of Programme 4 is to promote quality and effective service delivery in the basic education system through planning, implementation and assessment.



PROGRAMME 4 INDICATORS...

Performance Indicator	Frequency	Target for 2021/22	Validated Milestone/ Output	Deviation	Reason for deviation	Challenges/ Corrective Action
PROGRAMME 4: PLANNING, INFORMATION AND ASSESSMENT						
4.1.1 Number of new schools built and completed through ASIDI.	Annually	21				
	Q1-		4	Annual indicator	Annual indicator	Annual indicator
	Q2-		3	Annual indicator	Annual indicator	Annual indicator
4.1.2 Number of schools provided with sanitation facilities.	Annually	1000				
	Q1-		69	Annual indicator	Annual indicator	Annual indicator
	Q2-		123	Annual indicator	Annual indicator	Annual indicator
4.1.3 Number of schools provided with water facilities through ASIDI.	Annually	100				
	Q1-		33	Annual indicator	Annual indicator	Annual indicator
	Q2-		31	Annual indicator	Annual indicator	Annual indicator





PROGRAMME 4 INDICATORS...

Performance Indicator	Frequency	Target for 2021/22	Validated Milestone/ Output	Deviation	Reason for deviation	Challenges/ Corrective Action
4.2.1 Number of General Education and Training (GET) test items developed in Language and Mathematics for Grades 3, 6 and 9	Annually	500				
	Q1 -		Test development panels have been finalised for the setting of tests for HL, FAL and Mathematics.	Annual indicator	Annual indicator	Annual indicator
	Q2 -		Item development panels were appointed but no items were developed in this quarter.	Annual indicator	Annual indicator	Annual indicator
4.2.2 Number of NSC reports produced.	Annually	4				
	Q1 -		Candidates for the November 2021 examinations have been registered.	Annual indicator	Annual indicator	Annual indicator
	Q2 -		NSC registration of candidates and Provincial State of Readiness to administer the NSC examination has been finalised.	Annual indicator	Annual indicator	Annual indicator

PROGRAMME 4 INDICATORS...

Performance Indicator	Frequency	Target for 2021/22	Validated Milestone/ Output	Deviation	Reason for deviation	Challenges/ Corrective Action
4.2.3 Number of question papers set for June and November examinations.	Annually	294				
	Q1 -		<ul style="list-style-type: none"> A total of 320 NSC question papers are required for the November 2021 and June 2022 examinations. The question papers have been set and approved by Umalusi. 	Annual indicator	Annual indicator	Annual indicator
	Q2 -		<p>A total of 320 question papers are required for the October/November 2021 and the May/June 2022 Examination Cycle. 162 QPs are required for the Oct/Nov 2021 examinations and 158 are for the May/June 2022 examinations.</p> <p>All 162 question papers for the 2021 NSC Examinations have been set, internally moderated and approved by Umalusi.</p> <p>Of the 158 question papers required for June 2022 QPs; 29 papers have been approved by Umalusi. The remainder of the question papers are at different stages of setting and internal moderation.</p>	Annual indicator	Annual indicator	Annual indicator

PROGRAMME 4 INDICATORS...

Performance Indicator	Frequency	Target for 2021/22	Validated Milestone/ Output	Deviation	Reason for deviation	Challenges/ Corrective Action
4.2.4 Percentage of public schools using the South African School Administration and Management System (SA-SAMS) for reporting.	Annually	98%				
	Q1-		A calendar with due dates was sent to PED's in April 2021. Provinces reported on Quarter 1 data collections received from SA-SAMS. 98% of school's data bases have been collected.	Annual indicator	Annual indicator	Annual indicator
	Q2-		6 Provinces reported more than 98% of schools collected for Term 2 and KZN & GDE are still in the process of collecting databases.	Annual indicator	Annual indicator	Annual indicator
4.2.5 A National Report is produced on the number of provinces monitored for implementation of the Learner Unit Record Information and Tracking System (LURITS)	Annually	Approved National Report on the number of provinces monitored for implementation of LURITS				
	Q1-		2020/21 EMIS/LURITS monitoring report was approved by the Director-General and formally submitted to PED's for implementation. A draft Plan on the monitoring exercise was prepared.	Annual indicator	Annual indicator	Annual indicator
	Q2-		2020/21 EMIS/LURITS process monitoring schedule and criteria was prepared and communication letters were approved by the Director-General and formally submitted to PED's to conduct the monitoring exercise.	Annual indicator	Annual indicator	Annual indicator

PROGRAMME 4 INDICATORS...

Performance Indicator	Frequency	Target for 2021/22	Validated Milestone/ Output	Deviation	Reason for deviation	Challenges/ Corrective Action
4.2.6 A National Report is produced on learning outcomes linked to the National Assessment Framework (NAF)	Annually	Approved National Report on learning outcomes linked to the NAF				
	Q1-		Quarterly progress report on PIRLS has been completed. Quarterly progress report on the SEACMEQ V project has been completed.	Annual indicator	Annual indicator	Annual indicator
	Q2 -		Progress Report for the SEACMEQ V study was completed. Progress report on PIRLS 2021 study was completed. Progress report on TIMSS diagnostic was completed.	Annual indicator	Annual indicator	Annual indicator
4.2.7 A National Report is produced on developing and operationalising a school readiness assessment system.	Annually	Approved National Report on the First Early Learning National Assessment				
	Q1-		A monitoring report on the ELNA administration has been completed.	Annual indicator	Annual indicator	Annual indicator
	Q2 -		A Fieldwork Report was developed.	Annual indicator	Annual indicator	Annual indicator

PROGRAMME 4 INDICATORS...

Performance Indicator	Frequency	Target for 2021/22	Validated Milestone/ Output	Deviation	Reason for deviation	Challenges/ Corrective Action
4.3.1 Number of officials from districts that achieved below the national benchmark in the NSC participating in a mentoring programme.	Annually	60				
	Q1-		Recruitment and appointment of a new cohort of seven mentors finalised to support 18 districts in EC, LP and NC.	Annual indicator	Annual indicator	Annual indicator
	Q2 -		48	Annual indicator	Annual indicator	Annual indicator
4.3.2 Percentage of school principals rating the support services of districts as being satisfactory.	Biennially	0%				
	Q1-		0	Biennial indicator	Biennial indicator	Biennial indicator
	Q2 -		0	Bi-ennial indicator	Bi-ennial indicator	Bi-ennial indicator
4.3.3 Percentage of District Directors who have undergone competency assessment prior to their appointment.	Annually	96%				
	Q1-		Database of eligible district directors has been established.	Annual indicator	Annual indicator	Annual indicator
	Q2 -		Baseline data for the District Directors has been established. 17 vacancies have been recorded in the current financial year.	Annual indicator	Annual indicator	Annual indicator

PROGRAMME 4 INDICATORS...

Performance Indicator	Frequency	Target for 2021/22	Validated Milestone/ Output	Deviation	Reason for deviation	Challenges/ Corrective Action
4.3.4 Percentage of underperforming schools monitored at least twice a year by district officials	Annually	80%				
	Q1-		9 provinces submitted reports lists of underperforming schools.	Annual indicator	Annual indicator	Annual indicator
	Q2-		Letters were sent to the Nine (9) PEDs to request dates for support visits for underperforming schools. The information will be consolidated in Q3.	Annual indicator	Annual indicator	Annual indicator
4.3.5 Number of District Director forums held.	Annually	3				
	Q1-		1	Annual indicator	Annual indicator	Annual indicator
	Q2-		No district director forums were held in the quarter under review.	Annual indicator	Annual indicator	Annual indicator
4.3.6. Number of districts in which teacher development has been conducted as per District Improvement Plans.	Annually	60				
	Q1-		Correspondence issued to provinces on data collection and expectations.	Annual indicator	Annual indicator	Annual indicator
	Q2-		A DG submission and communique requesting submission of District Improvement Plans to DBE has been completed. Letters from the approved submission will be forwarded to provinces in Q3.	Annual indicator	Annual indicator	Annual indicator

PROGRAMME 4...

Public Examinations

- **Setting and moderation of question papers:** 162 question papers have been set and moderated.
- **32 Examination Guidelines** had been **developed** across all subjects and were **distributed** to PEDs in the first quarter of 2021.
- **Monitoring and support to PEDs:** State of Readiness for May/June 2021 examinations was **conducted through** Self Evaluation Instrument.
- **Recruitment** of part-time monitors: **12 new monitors appointed** and **trained**.
- **Printing** of May/June 2021 examinations question papers **monitored** in all PEDs.
- **20 part-time monitors deployed** to monitor the **writing** of the May/June 2021 exams.
- The National Examinations and Assessment committee **held** a Lekgotla to **review** the examination **systems and processes** on 12 to 14 May 2021.
- **Marking of the 2021 June examinations:** The marking of the 2021 June examinations commenced on 7 July 2021 and concluded on 18 July 2021.
- A total of **53 marking centres** were utilised for marking across all PEDs.

PROGRAMME 4

Public Examinations

- **PEDs completed** the setting and internal moderation **processes**, including a **review** of the question papers to **ensure an alignment** with the scope of content of the Revised 2021 NSC Examination Guidelines.
- **PEDs** have the option to **utilise** the five (5) Replaced 2020 NSC question papers in the 2021 Preparatory Examination, i.e. Accounting paper 1 and 2, Business Studies paper 1, Mathematics paper 2 and Physical Sciences paper 2.
- **A common timetable** has been **drafted to ensure** these question papers are **written** at the same time in all provinces that **administer** them.
- **External moderation** was completed by end of July 2021, to allow PEDs to adapt question papers and **prepare for printing, packing and distribution**.
- **NSC November 2020 Bulk Certification:** Bulk certification of the November examination has been **completed** by all provinces.
- **2020 May/June Examination:** The **examination** has been **completed successfully** and all the provinces have **issued** the Statement of Results to candidates.
- **2021 October/November examination:** **Registration** of candidates has been **completed**.

PROGRAMME 4....

National Assessment

- **The Early Learning National Assessment (ELNA)** was **administered** in **642 schools**.
- The pre-tests for the Mental Starters Assessment Project has been **completed** in **selected schools across** all districts in the **nine (9)** provinces.
- **General Education Certificate (GEC)**: The list of **33 participating** schools has been **finalised** for the GEC pilot has been finalised. **A face-to-face** workshop to **train** teachers from **participating** schools on the **implementation** of the Integrated Project Based Assessment Task was hosted by E-Cubed.
- **The panels** for setting the GEC curriculum test items were **appointed**. Training of **moderators and examiners** was conducted.
- **Sampling and Instrument verification** has been **completed** for the Systemic Evaluation study.
- **Printing** of the Progress in International Reading Literacy Study (PIRLS) test instrument have been **completed** and are ready for **administration** by August 2021.
- **Southern and Eastern Africa Consortium for Monitoring Educational Quality (SEACMEQ V)**: Data was **collected** by officials from PEDs that were **trained** as Data Collectors, in **311 schools**, representing a 95% participation rate of schools.
- **PIRLS 2021**: Data was **collected** in approximately **300 schools** in Grades 4 and 6 by an independent service provider.

PROGRAMME 4 ...

Provincial and District Planning and Implementation Support

- **Policy on the Organisation, Roles and Responsibilities of Education Districts:** A plan to **support** provinces on the **implementation** of the Districts Policy has been approved and communicated with provinces.
- **Minister's meeting with district directors:** The meeting was **held on 10 June 2021** virtually. Some of the **issues discussed** include the Three Year **Curriculum Recovery Plans**; the Basic Education Sector response to the COVID-19 pandemic (Schooling and **vaccine rollout**); and Positive discipline to address **bullying** in schools.
- A virtual meeting was **convened** on 12 July 2021 to support the North West province on the proposal to **reconfigure** education districts **2021 District and Circuit Information:** 2021 District and Circuits information was **requested** from provinces on 13 August 2021. HODs' signed off information was **received** from **four (4) provinces:** GP, NW, NC and WC.
- **School Principals' Satisfaction Survey: A National Report** on the **satisfaction levels** of school principals on the support they **received** from district offices during the 2020/21 academic year has **been produced**.
- **Support to under-performing districts through the mentorship project:** Recruitment and appointments of a new cohort of mentors was **finalised** for the 2021/22 cycle.
- **District Development Model (DDM):** A plan to **support** education districts on the establishment of District Development technical and implementation teams per district has been **approved and communicated** with provinces.

PROGRAMME 4 ...

Provincial and District Planning and Implementation Support ...

- A database to **establish** the appointment status of all **75 district directors in 2021** has been **developed**. Baseline data for **newly appointed and acting district directors** in provinces has been **developed** and **17 district director** vacancies have been identified across all the **nine (9)** provinces.
- **Fundamentals of Performance (FOPs) Self-Assessment for districts:** A plan for the 2021/22 Fundamentals of Performance roll-out of the training, reporting and review sessions was **developed and approved**. District Development Plan review meetings were held in 11 districts in **six (6) provinces**, viz. WC, NC, GP, LP, NW and MP. **A total number of 191 officials** attended the review sessions.
- **Monitoring of 2021 filling of vacancies:** The 2020 information on **filling** of vacancies and tools of trade for the EC, FS and LP province was **updated**.
- **DG Workshops with Circuit Managers:** The DG conducted workshops with Circuit Managers (CMs) on 5-6 July 2021. **65 participants** from the 1st cluster (NW, FS, EC); **228 participants** from 2nd cluster (GP, LP and WC) and **48 participants** from 3rd cluster (MP, KZN, NC) **attended** the workshop. The Risk Adjusted **differentiated strategy**, amended directions, Curriculum recovery programme and *update* on vaccination programme were **discussed** to **establish** the State of readiness of primary schools to **receive** all learners in term 3.

PROGRAMME 4 ...

School Level Planning and Implementation Support

- **Management of underperformance in schools: Reports** from all PEDs were received and analysed.
 - The reports **indicate an increase** in the number of underperforming schools **compared** to 2020 which may be **attributed to the effects** of COVID-19.
- **Monitoring of District Support to Chronic Underperforming Secondary Schools:** School Improvement Support Coordinators (SISCOs) **monitored 414 schools in 44 districts**. The visits were primarily **aimed at establishing** if underperforming schools were **supported** by districts, i.e. Subject Advisors, Circuit Management, Multidisciplinary Teams and District Directors.
- **The lack of improvement** may be **attributed** to a number of factors, including but not limited to, content gap in some of the subjects amongst educators, **the quality of support** that the teachers **received**, poor curriculum management by Departmental Heads, lack of **commitment** from both learners and teachers and **absenteeism by both teachers and learners**.

PROGRAMME 4 ...

School and District Incident Management and Support

- **Publication of School Calendars:** 2022 School Calendar was **published** in the Government Gazette Notice No.: 44632, on 28 May 2021.
- **Proposed 2023 School Calendar** for public comment was **published** in the Government Gazette Notice No.:44713 on 15 June 2021.
- The **Proposed 2023 School Calendar** has been **recommended** to HEDCOM.
- The **Draft 2024 School Calendar** has been **recommended** to HEDCOM for **public comment**.
- **Presidential Hotline:** The DBE is currently at **99.77%** of call resolution rate with **1 295** cases that have been **resolved**.
- **Call Centre:** a total number of **2 135** website **enquiries** were **received**. **1 808 (87%)** were **finalised**, while **327 (13%)** were junk and repeats enquiries in the first quarter. Calls **received** in the second quarter were **2 266** and they were all resolved. The calls were received as follows: **679** in July, **786** in August and **801** in September 2021.

PROGRAMME 4...

School Level Planning and Implementation Support

- **Management of underperformance in schools:** All nine (9) PEDs **submitted** reports on the identification, management and support of underperforming schools as **required** by the Act.
- There is a **decline in the number of chronically underperforming schools**, however, there was an **increase** in the number of underperforming schools **compared** to the previous year
- **Monitoring of District Support to Chronically Underperforming Secondary Schools:** support **visits were conducted** to **894 schools** in **30 districts** across the provinces. This includes **486 primary and 408 secondary schools**.
- Observations were **shared** with the District Management Teams in the reflective meetings. A special meeting was **held** with the EC Senior Management to discuss **the strengthening of support** for underperforming schools and the **effective implementation** of Circular D2 of 2017.

PROGRAMME 4 ...

National Education Evaluation and Development Unit (NEEDU)

- **DBE COVID-19 Provincial oversight reports in preparation for all learners in primary schools returning on 26 July 2021 and in the 3rd Term:** Prepared **three (3)** reports based on customised questions and customised separate sets of questions per province for **two (2)** rounds of reporting.
- A report based on the **survey about the effect of COVID-19 on the functionality of schooling** amidst the COVID-19 pandemic was **finalised and shared** with provinces and districts.
- **Improvement of the quality of the DBE home language workbooks with a view to improving literacy skills in the Foundation Phase:** A seven-stage in-depth analysis of DBE workbooks is being followed. All languages have completed Stages 1 and 2.
- **Completed analysis** of CAPS for Home Language, whereby it mapped the **progression** of literacy skills in **eight (8) languages**. These documents will be used to analyse activities in DBE Workbooks in terms of CAPS.
- **An analysis** of the level of **difficulty** of language **activities** has been **completed** in isiZulu and English. IsiZulu HL CAPS was **analysed** to explain some deficiencies in the workbooks and many deficiencies in DBE workbooks are linked to **five (5) problematic** areas in CAPS.
- **Analysis of the content in DBE First Additional Language Workbooks:** A framework which encompasses all 3 components has been **developed**.

PROGRAMME 4 ...

Provincial Budget and Monitoring

- **The Fourth quarter 2020/21 and First quarter 2021/22 Electronic Quarterly Performance Reporting System:** Response for all indicators were **uploaded** for all PEDs on the e-QPR as per the guideline dates.
- **The Expenditure report** for the period ended 31 March 2021 and 30 April 2021 was **compiled to inform** the Minister about the spending performance of the PEDs.
- **Intervention support** was **provided** to EC PED.
- **Monitoring report was compiled** on the **implementation** of Basic Education Employment Initiative (BEEI) in the PEDs.
- **Budget analysis report was compiled** for the Northern Cape Department of Education.
- **Drafted** the Presidential Employment Initiative (PEI) project and the **spending** performance close-out report and **presented** it to the HEDCOM Sub-committee on Finance meeting on 17 June 2021.
- **The analysis report of the 2021/22 APP** of PEDs was **compiled** and sent to all PEDs.
- **PEDs budget** monitoring exercise meetings were **conducted** with all nine (9) PEDs and feedback was provided to **selected** PEDs in year monitoring spending.
- Information was requested from PEDs **pertaining** to the 2022 school year: per learner allocations, no fee schools list and resource targeting list.

PROGRAMME 4 ...

Education Management Information System (EMIS)

- **South African School Administration and Management system (SA-SAMS):** SA-SAMS helpdesk assisted **900 schools** and districts with SA-SAMS queries and **corrected 123 databases** in the first quarter. **Version 21.1.1 containing** 2021 Curriculum was **released** on 20 April 2021 after being **tested and signed off** by Curriculum and Examinations as well as the PEDs. Provinces were **informed** to roll out the **release** to schools.
- **SA-SAMS: Support:** The SA-SAMS Helpdesk **fixed 190 databases** and **resolved 2 000** online queries. **Maintenance:** Version 21.1.2, **containing** Curriculum updates, POPI Act disclaimer and the Annual Academic Performance Report (AAPR) was **released** on 6 August 2021 and Version 21.2.0 on 27 September 2021 after provincial testing.
- **Modernised SA-SAMS:** Key Integration Spreadsheet updated. Held info sessions with PERSAL (SITA) on 7 April 2021 and Teacher Connect WhatsApp Solution Task Team on 8 April 2021. **HR Solution Design** workshop was held on 20 April 2021. Advocacy **training** of the vanilla solution for the National and **eight (8)** provinces on Core Fundamentals for users, for administrators, Data Analytics Fundamentals and software development Fundamentals was conducted.
- **Learner Unit Record Information and Tracking System (LURITS):** Term 1 2021 LURITS uploads was **23 009 schools** with **10 887 253 learners** and **402 514 educators**. **Data Driven Districts Dashboard Project: 20 500 schools uploaded** term 1 learner performances.

PROGRAMME 4 ...

Education Management Information System (EMIS)

- **LURITS Data uploads:** Term 1 data uploads onto LURITS was **completed** on 30 July 2021 uploading **25 025 schools** with **11 905 509 learners** (including some ECD and other centres /institutions) and **432 780 Educators**. **92,59%** of uploaded Learner's had ID's and **verified against** the National Population register.
- **Provincial Data Verification Process:** Tested and Rejected Learners and Educators **process completed** for all PEDs **verifying** all data in Provincial Data Warehouses against data uploaded to the DBE National Database LURITS.
- **Registration of NSC Grade 12 learners:** Updated the script to **avoid extraction** of duplicates records. Script was shared with PEDs for **extraction** of data to be shared with DBE for verification and **sharing** the file to be **uploaded** in the SITA Mainframe.
- **Disseminate Education Information: Finalised and submitted** the SEACMEQ, TIMMS and Statistics South Africa (STATSSA) requests. Verified PERSAL and Western Cape data with Department of Home Affairs (DHA). **Data for educator and non-teaching staff was provided** to the DHA for the **purpose of education vaccination campaign**.
- **KZN Provincial warehouse 2021 Data** handed to the DHA. **Responded** to four (4) Parliamentary question and **28 other data requests** including providing the Human Sciences Research Council (HSRC) with data on **16 schools in eight (8) provinces** for the NECT assessment.

PROGRAMME 4 ...

Grant Management

- **Annual Performance Evaluation of Conditional Grants** was **conducted** in all Provincial Education Departments (PEDs).
- **The fourth quarter** Conditional Grants quarterly reports were **submitted** to NT.
- **Donor Grant Resources** from United States Agency for International Development (USAID) Government to Government (G2G) and South Korea **utilised** to address sector **priorities**.

Project Management

- **Facilitated a consultative meeting on 1 June 2021** with NT on the state of European Union (EU) **funded projects** to find amicable solution(s) moving forward due to the projects implementation delay due to COVID-19 pandemic.
- **Three (3) EU funded projects** were **envisaged to finish** at the end of 2020/21 Financial Year.
- **Proposal** has been made to NT to **extend projects** to 2024 due to the COVID-19 pandemic.

PROGRAMME 5: EDUCATIONAL ENRICHMENT SERVICES

The purpose of Programme 5 is to develop policies and programmes to improve the quality of learning in schools.



PROGRAMME 5 INDICATORS...

Performance Indicator	Frequency	Target for 2021/22	Validated Milestone/ Output	Deviation	Reason for deviation	Challenges/ Corrective Action
PROGRAMME 5: EDUCATIONAL ENRICHMENT SERVICES						
5.1.1 Number of schools monitored for the provision of nutritious meals.	Quarterly	120				
	Q1	35	20	-15	Inconsistent monitoring due to COVID-19 conditions	The backlog will be monitored in Q2
	Q2	30	63	33	Covered backlog from Q1	Not applicable
5.1.2 Number of PEDs with approved annual business plans for the HIV/AIDS Life Skills Education Programme.	Annually	9				
	Q1-		9 signed 2021/22 business plans	Annual indicator	Annual indicator	Annual indicator
	Q2-		The first virtual Inter-provincial meeting was held on 1 September 2021.	Annual indicator	Annual indicator	Annual indicator
5.1.3 Number of districts monitored in the implementation of the National School Safety Framework (NSSF), Social Cohesion, Sport and Enrichment Programmes.	Quarterly	75				
	Q1	22	22	No deviation	Not applicable	Not applicable
	Q2	18	18	No deviation	Not applicable	Not applicable

PROGRAMME 5 INDICATORS...

Performance Indicator	Frequency	Target for 2021/22	Validated Milestone/ Output	Deviation	Reason for deviation	Challenges/ Corrective Action
5.1.4 Number of learners, educators, parents, SGBs and other education stakeholders reached through social cohesion programmes.	Quarterly	3000				
	Q1	1000	1957	957	2020/21 applications were paid during the first quarter of the current financial year due COVID-19 pandemic; last year's payments were not made on time.	Sustainability of positive collaboration with external partners will be beneficial in advocating for Social Cohesion and Equity programmes.
	Q2	1000	1690	690	The Directorate conducted TRC roadshows in KwaZulu Natal engaging with applicants on submitting outstanding documents.	Not applicable
5.1.5 Number of districts implementing the programme on school assemblies to end school-related gender-based violence	Quarterly	75				
	Q1	22	22	No deviation	Not applicable	Not applicable
	Q2	18	18	No deviation	Not applicable	Not applicable

PROGRAMME 5 ...

Safety in Education

- **The National School Safety Framework (NSSF)** district monitoring: **40** districts across **seven (7)** provinces Eastern Cape, Gauteng, Western Cape, Mpumalanga, Kwazulu-Natal and North west were **monitored in Q1 and Q2**.
- **School Safety – Violence, and Bullying Prevention Initiative:** A total number of **366** learners, educators, stakeholders and officials **attended**.

Sport and Enrichment in Education

- **Sing Like a Pro: Masterclass:** the DBE continuous to **collaborate** with the Cape Town Opera (CTO) in **producing** a seven-part e-learning series .
- **School Sport:** Inter-Provincial meetings were **successfully** held on 16 April and 05 May 2021.
- **Spelling Bee:** The process of **developing** Spelling Bee words in Sesotho and IsiXhosa for implementation in 2022 has **commenced in Q1 and** the Guidelines for Reading Clubs Competition were developed to introduce a new creative writing competition to promote the culture of reading among the Intermediate Phase learners in Q2.

PROGRAMME 5

- **Education Employment Initiative (BEEI):** as part of the support to the BEEI, Transnet donated 20 Chess sets per province.
- **SASCE:** The Sing Like a Pro: Masterclass partnership initiative between the DBE and the Cape Town Opera (CTO), offers constant support to schools participating in the annual SASCE through the e-learning online series Sing Like A Pro and Sing Like A Pro: The Master Class, these have been translated into Sesotho, isiZulu, and isiXhosa to make the material more accessible for learners across the country in Q2.
- **School Nutrition**
- **A total of 83 schools** were monitored: 20 in Q1 and 63 in Q2.

PROGRAMME 5 ...

Social Cohesion and Equity in Education

- **The National School Moot Court Programme:** Virtual workshop for provincial coordinators, district officials, educators, learners and partners, reached **377** participants in Q2 and successfully hosted the provincial rounds across the nine (9) provinces commenced on 04 September 2021.
- **Administration of Truth and Reconciliation Commission (TRC) Educational Assistance Programme:** **605** applications have been **processed** for payment and **503** applications for 2020/21, totalling **1 108** applications.
- **Advocacy training on the Protocol for the Management and Reporting of Sexual Abuse and Harassment in Schools:** Advocacy district workshop held in Gauteng West, with **44** officials in attendance.
- **Girls and Boys Education Movement (GBEM):** Online dialogue sessions in KwaZulu-Natal and Mpumalanga province.
- Draft **guidelines for the Social Inclusion of Sexual Orientation Gender Identity Expression, Sex Characteristics (SOGIESC)** in Schools has been **circulated**.

PROGRAMME 5...

Social Cohesion and Equity in Education for Q2

- **Engagements on Rights and Responsibilities** workshop was held at Wongalethu Secondary School in Free State with School Governing Body (SGB) members On 31 August 2021 .
- **The Inkosi Albert Luthuli Oral History Programme workshop** with district coordinators on **Oral History topics** for 2021.
- **Celebrating Women in the Education** Sector during Women's Month In August 2021, the Department of Basic Education (DBE) published a digital online campaign in celebration of Women's month which is commemorating the Year of Charlotte Maxeke.
- **Gender-Based Violence (GBV)** The GRP Master Training took place on 02-05 August 2021 in Eastern Cape. The aim was to train master trainers in gender responsive pedagogy who will further train in their respective provinces.

PROGRAMME 5 ...

Health Promotion

- The **Basic Education COVID-19 vaccination programme** was **launched** on 23 June 2021. DBE monitored eight (8) districts in the Eastern Cape, Gauteng and Western Cape provinces.
- **Nine (9) provincial business plans** on the HIV/AIDS Life skills Education Programme **approved** for the 2021/2022 financial year and in Q2 2022/23 draft HIV and AIDS Life Skills conditional grant framework developed.
- **140 Learner Support Agents (LSAs)** recruited, orientated and placed in the 14 districts (10 per district) implementing DREAMS. This is in addition to over 3 000 LSAs appointed through the Life skills Conditional Grants.
- **32 338 Adolescent Girls and Young Women (AGYW)** have been **reached** with the core package of services.
- The draft **Learner Pregnancy Policy** has been **approved** for presentation to cabinet.
- The reach of the Human Papilloma Virus (HPV) and Td campaign was **363 161, reaching 79.5% of** targeted learners from 15 472 (94%) primary schools.
- **The hygiene packages** were **delivered** in all the participating schools in the Free State, Gauteng, Limpopo, Mpumalanga, North West and Northern Cape provinces.

PROGRAMME 5....

Health Promotion for Q2

- 2022/23 draft HIV and AIDS Life Skills conditional grant framework developed.
- G2G reporting tools and Data collection and RDQA Plan have been developed.
- Terms of Reference (ToR) for SLPs printing have been approved and advertised.
- Comprehensive Sexuality Education (CSE) sensitisation manuals for School Governing Bodies (SGBs), School Management Teams (SMTs) and Parents have been finalised.
- On 24 – 26 August 2021, the **Comprehensive Sexuality Education (CSE) Training of Trainers (ToT)** for officials, Life Skills and Life Orientation subject advisors was conducted. This was followed by the **SGBs (146)** and **SMTs (120)** sensitisations for **56 schools** in Johannesburg South District and Educator training (183) held between 30 August and 22 September 2021.
- On 15 – 16 September 2021, the QLTC national and provincial officials were trained on the CSE.
- A total number of **60 752** girls reached through the Adolescent Girls and Young Women (AGYW) programme.
- **1 343 SGBs** and SMTs in AGYW districts sensitised on CSE.
- **363 161 learners** from **15 472** schools received HPV (preliminary data).

PROGRAMME 5 ...

Psycho-social Support

- 40 Master Trainers were identified and interviewed for the Common Elements Treatment Approach (CETA).
- **Orientation** of North West district and provincial officials on Basic Counselling Skills manual.
- **Hosted** a webinar on resilience for Eastern Cape officials, as well as officials from the Sarah Baartman District in the same province. The webinar consisted of **four (4)** sessions and were facilitated by Professor Linda Theron from University of Pretoria in Q2.

PROGRAMME 5

National School Nutrition Programme (NSNP): Q1

Provincial Performance Indicators	EC	FS	GP	KZN	LP	MP	NC	NW	WC	Total
Number of learners fed in quintile 1 - 5 primary & special schools	0	368 947	954 646	1 483 432	1 049 396	596 007	125 868	430 670	0	5 008 966
Number of quintile 1 - 5 primary & special schools	0	575	1 170	3 976	2 410	1 168	377	968	0	10 644
Number of learners fed in quintile 1 - 5 Secondary schools	0	192 063	521 090	879 086	578 430	324 013	58 609	188 759	0	2 742 050
Number of quintile 1 - 5 Secondary schools	0	253	470	1 479	1 295	452	127	364	0	4 440

PROGRAMME 5...

National School Nutrition Programme (NSNP) for Q2

Provincial Performance Indicators	EC	FS	GP	KZN	LP	MP	NC	NW	WC	Total
Number of learners fed in quintile 1 - 5 primary & special schools	113 064	368 947	1 027 590	1 493 295	1 049 396	596 007	137 602	440 660	382 929	5 609 490
Number of quintile 1 - 5 primary & special schools	3 874	575	1 173	3 976	2 410	1 168	377	968	861	15 382
Number of learners fed in quintile 1 - 5 secondary schools	466 059	192 063	576 391	859 895	578 430	324 013	72 536	199 456	113 623	3 382 457
Number of quintile 1 - 5 secondary schools	784	253	472	1 479	1 295	452	127	364	162	5 388

QUARTER 1 APPROPRIATION FOR 2021/22 FINANCIAL YEAR



INTRODUCTION

- The total Appropriation budget of the Department for the 2021/22 financial year amounts to **R27.018 billion**.
- **82% of the budget amounting to R22.304 billion is allocated to transfer payments** as follows:
 - Conditional Grants: R20.701 billion
 - Transfers to Public Entities: R155.8 million
 - Other Transfers: R1.447 billion
- The remainder of the budget (R4.714 billion) is allocated to the following:
 - Compensation of Employees: R469.4 million
 - Examiners and Moderators: R22.7 million
 - Earmarked Funds: R1.285 billion
 - Office Accommodation: R225.0 million
 - Specifically and Exclusively Appropriated: R2.284 billion
 - Departmental Operations: R197.2 million
 - Departmental Projects: R231.1 million

INTRODUCTION (cont.)

- The total actual expenditure of the Department for the 2021/22 financial year first quarter amounts to **R8.186 billion**
- Expenditure amounting to **R7.757 billion is made up of transfer payments** as follows:
 - Conditional Grants: R6.363 billion
 - Transfers to Public Entities: R43.8 million
 - Other Transfers: R1.350 billion
- The remainder of the expenditure (R4.30 million) is made up as follows:
 - Compensation of Employees: R110.4 million
 - Examiners and Moderators: R1.2 million
 - Earmarked Funds: R65.6 million
 - Office Accommodation : R53.8 million
 - Specifically and Exclusively Appropriated: R140.1 million
 - Departmental Operations: R39.9 million
 - Departmental Projects: R19.0 million

ALLOCATION AGAINST EXPENDITURE PER PROGRAMME FOR 2021/22 FINANCIAL YEAR

PROGRAMME	Budget R'000	Expenditure R'000	Variances R'000	% Spent
Administration	523 198	123 859	399 339	23.67%
Curriculum Policy, Support and Monitoring	2 034 347	197 367	1 836 980	9.70%
Teachers, Education Human Resources and Institutional Development	1 448 059	1 336 050	112 009	92.27%
Planning ,Information and Assessment	14 580 177	3 777 588	10 802 589	25.91%
Educational Enrichment Services	8 432 297	2 751 455	5 680 842	32.63%
Total	27 018 078	8 186 319	18 831 759	30.30%

REASONS PER PROGRAMMES ON EXPENDITURE

CHALLENGES/DEVIATION	MITIGATORY MEASURES/PROGRESS
<p>Programme 2: Curriculum Policy, Support and Monitoring:</p> <p>The bulk of the allocation on this programme is in respect of the Workbooks and Conditional grants</p>	<p>Workbooks:</p> <ul style="list-style-type: none"> The printing of the 2022 Workbooks Volume 1 is currently in progress. To date 19 080 760 Grade R-9 Workbooks have been delivered to the warehouse for packaging. <p>Learners with Profound Intellectual Disability Grant:</p> <ul style="list-style-type: none"> 25% of the allocation on the grant has been transferred to Provinces as projected. <p>Maths, Science and Technology grant:</p> <ul style="list-style-type: none"> Most of the activities on the grant happen from the second quarter of the financial year. Only 10% of the allocation has been transferred to the Provinces as projected.
<p>Programme 3: Teachers, Education Human Resources Development and Institutional Development:</p> <p>The high expenditure in this programme is due to the once-off transfer payment for Funza Lushaka Bursaries.</p>	<p>The once-off transfer for Funza Lushaka Bursaries was made to NSFAS on 16 May 2019.</p>

ALLOCATION AGAINST EXPENDITURE PER ECONOMIC CLASSIFICATION FOR 2021/22 FINANCIAL YEAR

Economic Classification	Budget R'000	Expenditure R'000	Variances R'000	% Spent
Compensation of Employees	538 011	120 419	417 592	22.38%
Goods and Services	2 079 723	186 416	1 893 307	8.96%
Interest on Rent and Land	39 518	10 378	29 140	26.26%
Transfers and Subsidies	22 303 917	7 759 515	14 544 402	34.79%
Payments of Capital Assets	2 056 909	109 562	1 947 347	5.33%
Payments of Financial Assets	-	29	(29)	0.00%
Total	27 018 078	8 186 319	18 831 759	30.30%

REASONS FOR ECONOMIC CLASSIFICATION EXPENDITURE

CHALLENGES/DEVIATION	MITIGATORY MEASURES/PROGRESS
<p>Goods and Services: Included in this item is workbooks and Matric Second Chance Programme allocations.</p>	<p>Workbooks</p> <ul style="list-style-type: none"> • Printing of the 2022 Workbooks Volume 1 is currently in progress. To date 19 080 760 Grade R-9 Workbooks have been delivered to the warehouse for packaging. <p>Matric Second Chance Programme</p> <ul style="list-style-type: none"> • The roadshows awareness for the Second Chance programme have commenced.
<p>Payments for Capital Assets: The bulk of the allocation on this item is in respect of the ASIDI project.</p>	<p>The bulk of the expenditure is on the SAFE programme. The NECT have just appointed contractors and expenditure is expected to increase by the second quarter of the financial year. The Coega Development Cooperation was allocated 81 projects and the procurement processes are currently underway. Expenditure is also expected to increase by the end of the second quarter when all the Coega Development Corporation projects are completed.</p>

ALLOCATION AGAINST EXPENDITURE (R'000) FOR 2021/22 FINANCIAL YEAR

Other Transfers	Budget R'000	Expenditure R'000	Variances R'000	% Spent
Compensation of Employees	469 438	110 389	359 049	23.52%
Examiners and Moderators	22 689	1 172	21 517	5.17%
Transfers to Public Entities	155 848	43 803	112 045	28.11%
Other Transfers	1 447 056	1 349 624	97 432	93.27%
Conditional Grants	20 701 013	6 362 865	14 338 148	30.74%
Schools Infrastructure Backlogs Indirect Grant	2 283 564	140 129	2 143 435	6.14%
Earmarked Funds	1 285 034	65 597	1 219 437	5.10%
Departmental Operations	197 154	39 860	157 294	20.22%
Office Accommodation	225 096	53 816	171 280	23.91%
Projects	231 186	19 064	212 122	8.26%
Total	27 018 078	8 186 319	18 831 759	30.30%

ALLOCATION AGAINST EXPENDITURE PER EARMARKED FUNDS FOR 2021/22 FINANCIAL YEAR

Economic Classification	Budget R'000	Expenditure R'000	Variances R'000	% Spent
Learners with Profound Disability: Earmarked	3 201	630	2 571	19.68%
Matric Second Chance	58 482	5 639	52 843	9.64%
Workbooks	1 197 218	53 161	1 144 057	4.44%
Oversight of MST	6 614	1 693	4 921	25.60%
NSNP: Earmarked	19 519	4 474	15 045	22.92%
Total	1 285 034	65 597	1 219 437	5.10%

REASONS FOR EARMARKED FUNDS EXPENDITURE

CHALLENGES/DEVIATION	MITIGATORY MEASURES/PROGRESS
<p>Workbooks: Included in this item is workbooks and Matric Second Chance Programme allocations.</p>	<p>Workbooks</p> <ul style="list-style-type: none"> • Printing of the 2022 Workbooks Volume 1 is currently in progress. To date 19 080 760 Grade R-9 Workbooks have been delivered to the warehouse for packaging.
<p>Matric Second Chance</p>	<p>Matric Second Chance Programme</p> <ul style="list-style-type: none"> • The roadshows awareness for the Second Chance programme have commenced. The expenditure on travelling will escalate the expenditure, once the invoices are received and processed.

ALLOCATION AGAINST EXPENDITURE PER CONDITIONAL GRANTS 2021/22 FINANCIAL YEAR

Economic Classification	Budget R'000	Expenditure R'000	Variances R'000	% Spent
Learners with Profound Disability Grant	242 760	76 200	166 560	31.39%
Maths Science and Technology Grant	412 134	41 214	370 920	10.00%
Education Infrastructure Grant	11 688 936	3 506 682	8 182 254	30.00%
National School Nutrition Programme	8 115 269	2 714 580	5 400 689	33.45%
HIV and AIDS LifeSkills Education Conditional Grants	241 914	24 189	217 725	10.00%
Total	20 701 013	6 362 865	14 338 148	30.74%

REASONS FOR EARMARKED FUNDS EXPENDITURE

CHALLENGES/DEVIATION	MITIGATORY MEASURES/PROGRESS
<p>Conditional grants:</p> <p>The transfers of the conditional grants were made according to the approved payment schedules.</p>	<ul style="list-style-type: none">• The first transfers for the conditional grants were processed as per payments schedule.

ALLOCATION AGAINST EXPENDITURE PER DETAILS OF TRANSFER(R'000) FOR 2021/22 FINANCIAL YEAR

Other Transfers	Budget R'000	Expenditure R'000	Variances R'000	% Spent
UNESCO Membership fees	17 317	-	17 317	0.00%
ADEA	160	-	160	0.00%
Guidance Counselling and Youth Development Centre: Malawi	199	-	199	0.00%
Childline South Africa	78	-	78	0.00%
National Education Collaboration Trust	117 558	39 186	78 372	33.33%
Southern and Eastern Africa Consortium for Monitoring Educational Quality	3 720	2 414	1 306	64.89%
NSFAS: Funza Lushaka	1 308 024	1 308 024	-	100.00%
Total Other Transfers	1 447 056	1 349 624	97 432	93.27%
Umalusi	137 404	34 351	103 053	25.00%
ETDP SETA	459	459	-	100.00%
South African Council for Educators	17 985	8 993	8 992	50.00%
Total Public Entities	155 848	43 803	112 045	28.11%

REASONS FOR EARMARKED FUNDS EXPENDITURE

CHALLENGES/DEVIATION	MITIGATORY MEASURES/PROGRESS
<p>Public Entities</p> <p>The transfer to UMALUSI is made quarterly and for SACE CPTD, there are two transfers in April and October.</p>	<ul style="list-style-type: none"> • The transfers to the public entities were made as scheduled.
<p>Other transfers:</p> <p>The allocation of other transfers includes the transfer of NSFAS for Funza Lushaka Bursaries, NECT and Foreign transfers.</p>	<ul style="list-style-type: none"> • The high expenditure is due to the 100% transfer of the Funza Lushaka Bursaries that was made as projected. • The first transfer to National Education Collaboration Trust (NECT) was made as projected. • The foreign transfers are made in January/February when the invoices are received.

ALLOCATION AGAINST EXPENDITURE ON ASIDI FOR 2021/22 FINANCIAL YEAR

Economic Classification	Budget R'000	Expenditure R'000	Variances R'000	% Spent
Compensation of Employees	6 436	2 190	4 246	34.03%
Goods and Services	240 479	29 850	210 629	12.41%
Interest on Rent and Land	-	59	(59)	0.00%
Households	-	1 805	(1 805)	0.00%
Building and Other Fixed Structures	2 036 649	103 013	1 933 636	5.06
Software and Intangible Assets	-	3 212	(3 212)	0.00%
Total	2 283 564	140 129	2 143 435	6.14%

QUARTER 2 PRESENTATION

APPROPRIATION FOR 2021/22 FINANCIAL YEAR



INTRODUCTION

- The total Appropriation budget of the Department for the 2021/22 financial year amounts to R27.018 billion
- 82% of the budget amounting to R22.304 billion is allocated to transfer payments as follows:
 - Conditional Grants: R20.701 billion
 - Transfers to Public Entities: R155.8 million
 - Other Transfers: R1.447 billion
- The remainder of the budget (R4.714 billion) is allocated to the following:
 - Compensation of Employees: R469.4 million
 - Examiners and Moderators: R22.7 million
 - Earmarked Funds: R1.285 billion
 - Office Accommodation: R225.0 million
 - Specifically and Exclusively Appropriated: R2.284 billion
 - Departmental Operations: R197.2 million
 - Departmental Projects: R231.1 million

INTRODUCTION (cont.)

- The total actual expenditure of the Department for the 2021/22 financial year first quarter amounts to R15.140 billion
- Expenditure amounting to R13.658 billion is made up of transfer payments as follows:
 - Conditional Grants: R12.191 billion
 - Transfers to Public Entities: R78.2million
 - Other Transfers: R1.389 billion
- The remainder of the expenditure (R1.482 billion) is made up as follows:
 - Compensation of Employees: R230.4 million
 - Examiners and Moderators: R9.3 million
 - Earmarked Funds: R98.0 million
 - Office Accommodation : R116.8 million
 - Specifically and Exclusively Appropriated: R901.4 million
 - Departmental Operations: R77.5 million
 - Departmental Projects: R49.0 million

ALLOCATION AGAINST EXPENDITURE PER PROGRAMME FOR 2021/22 FINANCIAL YEAR

PROGRAMME	Budget R'000	Expenditure R'000	Variances R'000	% Spent
Administration	523 198	259 829	263 369	49.66%
Curriculum Policy, Support and Monitoring	2 034 347	473 384	1 560 963	23.27%
Teachers, Education Human Resources and Institutional Development	1 448 059	1 358 813	89 246	93.84%
Planning ,Information and Assessment	14 580 177	8 190 346	6 389 831	56.18%
Educational Enrichment Services	8 432 297	4 857 983	3 574 314	57.61%
Total	27 018 078	15 140 355	11 877 723	56.04%

REASONS PER PROGRAMMES ON EXPENDITURE

CHALLENGES/DEVIATION	MITIGATORY MEASURES/PROGRESS
<p>Programme 2: Curriculum Policy, Support and Monitoring</p> <p>The bulk of the allocation on this programme is in respect of the Workbooks and Conditional grants</p>	<p>Workbooks</p> <ul style="list-style-type: none"> Underspending resulted from non-payments for printing of Workbooks volume 1 for 2022, as Department had to seek legal advice before authorising the payment as the printing company required the CPA (Consumer Price Adjustment). The CPA was going to affect the current budget.
<p>Programme 3: Teachers, Education Human Resources Development and Institutional Development</p> <p>The high expenditure in this programme is due to the once-off transfer payment for Funza Lushaka Bursaries.</p>	<p>The once-off transfer for Funza Lushaka Bursaries was made to NSFAS on 16 May 2019.</p>

ALLOCATION AGAINST EXPENDITURE PER ECONOMIC CLASSIFICATION FOR 2021/22 FINANCIAL YEAR

Economic Classification	Budget R'000	Expenditure R'000	Variances R'000	% Spent
Compensation of Employees	538 011	257 442	280 569	47.85%
Goods and Services	2 079 387	399 845	1 679 542	19.23%
Interest on Rent and Land	39 578	20 801	18 777	52.56%
Transfers and Subsidies	22 303 917	13 659 591	8 644 326	61.24%
Payments of Capital Assets	2 056 909	802 473	1 254 436	39.01%
Payments of Financial Assets	276	203	73	73.55%
Total	27 018 078	15 140 355	11 877 723	56.04%

REASONS FOR ECONOMIC CLASSIFICATION EXPENDITURE

CHALLENGES/DEVIATION	MITIGATORY MEASURES/PROGRESS
<p>Goods and Services: Included in this item is workbooks and Matric Second Chance Programme allocations.</p>	<p>Workbooks</p> <ul style="list-style-type: none"> Underspending resulted from non-payments for printing of Workbooks volume 1 for 2022, as Department had to seek legal advice before authorising the payment as the printing company required the CPA (Consumer Price Adjustment). The CPA was going to affect the current budget. <p>Matric Second Chance Programme</p> <ul style="list-style-type: none"> The roadshows awareness for the Second Chance programme have commenced.
<p>Payments for Capital Assets: The bulk of the allocation on this item is in respect of the ASIDI project.</p>	<p>The Coega Development Cooperation was allocated 81 projects and the procurement processes are currently underway. Expenditure is also expected to increase by the end of the second quarter when all the Coega Development Corporation projects are completed.</p>

ALLOCATION AGAINST EXPENDITURE (R'000) for 2021/22 FINANCIAL YEAR

Other Transfers	Budget R'000	Expenditure R'000	Variances R'000	% Spent
Compensation of Employees	469 438	230 448	238 990	49.09%
Examiners and Moderators	22 689	9 313	13 376	41.05%
Transfers to Public Entities	155 848	78 154	77 694	50.15%
Other Transfers	1 447 056	1 388 962	58 094	95.99%
Conditional Grants	20 701 013	12 190 538	8 510 475	58.89%
Schools Infrastructure Backlogs Indirect Grant	2 283 564	901 436	1 382 128	39.48%
Earmarked Funds	1 285 034	98 078	1 186 956	7.63%
Departmental Operations	197 154	77 505	119 649	39.31%
Office Accommodation	225 096	116 829	108 267	51.90%
Projects	231 186	49 092	182 094	21.23%
Total	27 018 078	15 140 355	11 877 723	56.04%

ALLOCATION AGAINST EXPENDITURE PER EARMARKED FUNDS FOR 2021/22

FINANCIAL YEAR

Economic Classification	Budget R'000	Expenditure R'000	Variances R'000	% Spent
Learners with Profound Disability: Earmarked	3 201	1 240	1 961	38.74%
Matric Second Chance	58 482	27 467	31 015	46.97%
Workbooks	1 197 218	57 273	1 139 945	4.78%
Oversight of MST	6 614	3 694	2 920	55.85%
NSNP: Earmarked	19 519	8 404	11 115	43.06%
Total	1 285 034	98 078	1 186 956	7.63%

REASONS FOR EARMARKED FUNDS EXPENDITURE

CHALLENGES/DEVIATION	MITIGATORY MEASURES/PROGRESS
Workbooks: Included in this item is workbooks and Matric Second Chance Programme allocations.	<p>Workbooks</p> <ul style="list-style-type: none"> Underspending resulted from non-payments for printing of Workbooks volume 1 for 2022, as Department had to seek legal advice before authorising the payment as the printing company required the CPA (Consumer Price Adjustment). The CPA was going to affect the current budget.
Matric Second Chance	<p>Matric Second Chance Programme</p> <ul style="list-style-type: none"> The roadshows awareness for the Second Chance programme have commenced. The expenditure on travelling will escalate the expenditure, once the invoices are received and processed.

ALLOCATION AGAINST EXPENDITURE PER CONDITIONAL GRANTS 2021/22 FINANCIAL YEAR

Economic Classification	Budget R'000	Expenditure R'000	Variances R'000	% Spent
Learners with Profound Disability Grant	242 760	139 063	103 697	57.28%
Maths Science and Technology Grant	412 134	206 068	206 066	50.00%
Education Infrastructure Grant	11 688 936	7 013 362	4 675 574	60.00%
National School Nutrition Programme	8 115 269	4 735 281	3 379 988	58.35%
HIV and Allocation Grants	241 914	96 764	145 510	40.00%
Total	20 701 013	12 190 538	8 510 475	58.89%

REASONS FOR EARMARKED FUNDS EXPENDITURE

CHALLENGES/DEVIATION

Conditional grants:
The transfers of the conditional grants were made according to the approved payment schedules.

MITIGATORY MEASURES/PROGRESS

The transfers for the conditional grants were processed as per payments schedule.

ALLOCATION AGAINST EXPENDITURE PER DETAILS OF TRANSFER(R'000) FOR 2021/22 FINANCIAL YEAR

Other Transfers	Budget R'000	Expenditure R'000	Variances R'000	% Spent
UNESCO Membership fees	17 317	0	17 317	0.00%
ADEA	160	0	160	0.00%
Guidance Counselling and Youth Development Centre: Malawi	199	152	47	76.38%
Childline South Africa	78	0	78	0.00%
National Education Collaboration Trust	117 558	78 372	39 186	66.67%
Southern and Eastern Africa Consortium for Monitoring Educational Quality	3 720	2 414	1 306	64.89%
NSFAS: Funza Lushaka	1 308 024	1 308 024	0	100.00%
Total Other Transfers	1 447 056	1 388 962	58 094	95.99%
Umalusi	137 404	68 702	68 702	50.00%
ETDP SETA	459	459	0	100.00%
South African Council for Educators	17 985	8 993	8 992	50.00%
Total Public Entities	155 848	78 154	77 694	50.15%

REASONS FOR EARMARKED FUNDS EXPENDITURE

CHALLENGES/DEVIATION	MITIGATORY MEASURES/PROGRESS
<p>Public Entities:</p> <p>The transfer to UMALUSI is made quarterly and for SACE CPTD, there are two transfers in April and October.</p>	<p>The transfers to the public entities were made as scheduled.</p>
<p>Other transfers:</p> <p>The allocation of other transfers includes the transfer of NSFAS for Funza Lushaka Bursaries, NECT and Foreign transfers.</p>	<ul style="list-style-type: none">• The high expenditure is due to the 100% transfer of the Funza Lushaka Bursaries that was made as projected.• The foreign transfers are made in January/February when the invoices are received.

ALLOCATION AGAINST EXPENDITURE ON ASIDI FOR 2021/22 FINANCIAL YEAR

Economic Classification	Budget R'000	Expenditure R'000	Variances R'000	% Spent
Compensation of Employees	6 436	4 541	1 895	70.56%
Goods and Services	240 479	111 757	128 722	46.47%
Interest on Rent and Land	-	59	(59)	
Building and Other Fixed Structures	2 036 649	781 867	1 254 782	38.39%
Software and Intangible Assets	0	3 212	(3 212)	0
Total	2 283 564	901 436	1 382 128	39.48%

Every child is a National Asset

Thank you!

www.education.gov.za

facebook: DBE SA

twitter: @DBE_SA

callcentre@dbe.gov.za

callcentre: 0800 202 933