

STANDING COMMITTEE ON APPROPRIATIONS

COVID-19 RELATED PROCUREMENT EXPENDITURE BY GOVERNMENT INSTITUTIONS

OFFICE OF THE CHIEF PROCUREMENT OFFICER
17 November 2021



national treasury

Department:
National Treasury
REPUBLIC OF SOUTH AFRICA

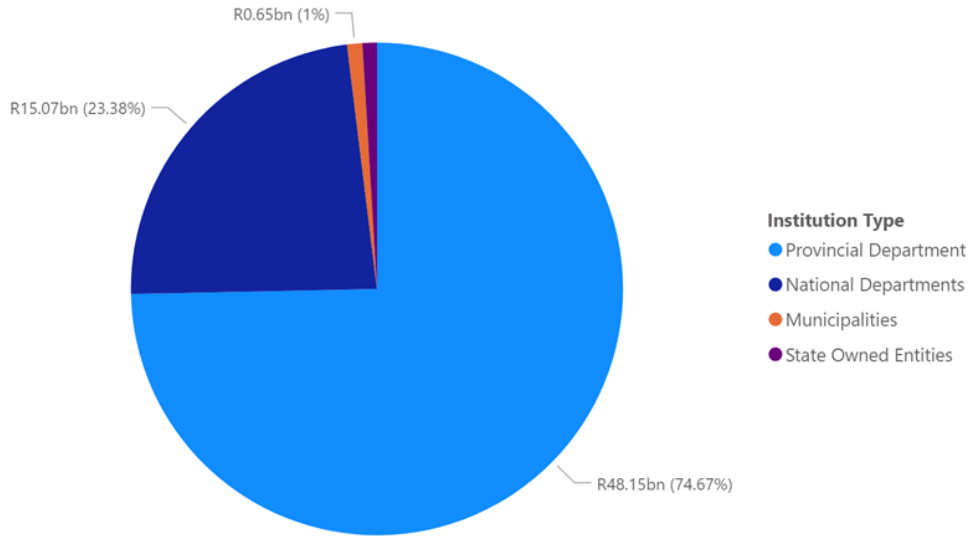
SUMMARY OF COVID-19 EXPENDITURE

Total Spend

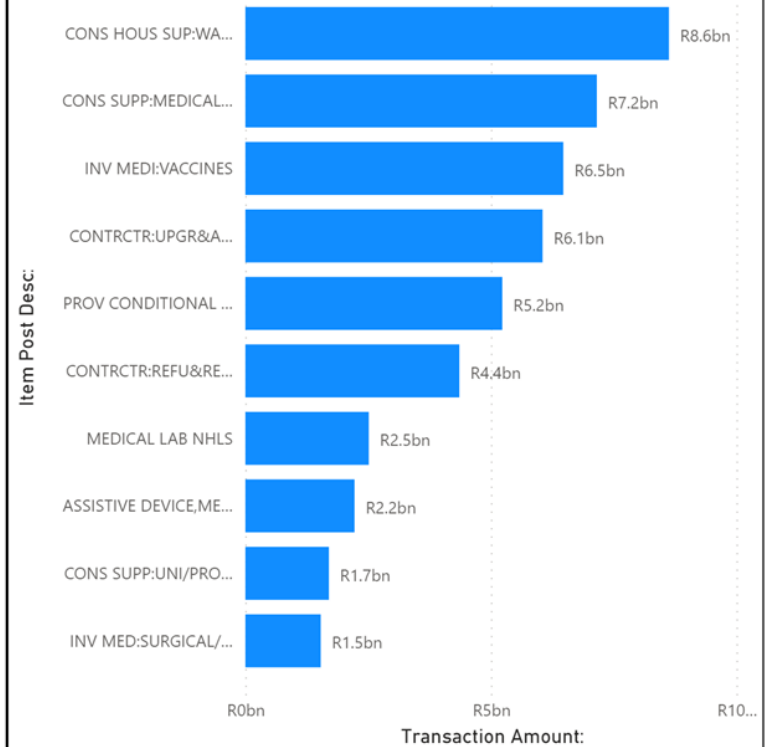
R64,476.36M

Total Spend on Vaccines

R6,472.25M



Top Ten Commodities



LEGISLATIVE AND REPORTING FRAMEWORK

The OCPO: COVID-19 Reporting Dashboard was developed based on National Treasury Instruction 11 of 2020/21 and MFMA Circular 105 to serve the following purpose:

- Consolidation platform for Government wide submitted Covid-19 spend data;
- Reporting platform for consolidated and transactional level data; and
- Analysis tool for Covid-19 spend related data.

NATIONAL TREASURY INSTRUCTION NO. 11 OF 2020/21: PROCUREMENT IN RESPONSE TO NATIONAL STATE OF DISASTER REGARDING COVID-19 PANDEMIC AND REPEAL OF INSTRUCTION NO. 5 OF 2020/2021

All institutions are required to report procurement transactions for the periods indicated in **Table 1** by the deadlines provided. All procurement transactions related to the emergency procurement for COVID-19 PPE items, fabric masks as well as other goods, works or services that were procured to prevent an escalation of the national state of disaster, declared on 15 March 2020 (the Disaster) or to alleviate, contain or minimise the effects of the Disaster, **must** be reported. This includes, inter alia, expenditure for quarantine and isolation services, humanitarian relief, etc.

Reporting Period:	Deadline of submission:	Report to be published by NT in public domain
April 2021	21 May 2021	31 May 2021
May 2021	21 June 2021	30 June 2021
June 2021	21 July 2021	31 July 2021
July 2021	21 August 2021	31 August 2021
August 2021	21 September 2021	30 September 2021
September 2021	21 October 2021	31 October 2021
October 2021	21 November 2021	30 November 2021
November 2021	21 December 2021	10 January 2022
December 2021	21 January 2022	31 January 2022
January 2022	21 February 2022	28 February 2022
February 2022	21 March 2022	31 March 2022
March 2022	21 April 2022	30 April 2022

SOURCE: NATIONAL AND PROVINCIAL DATA

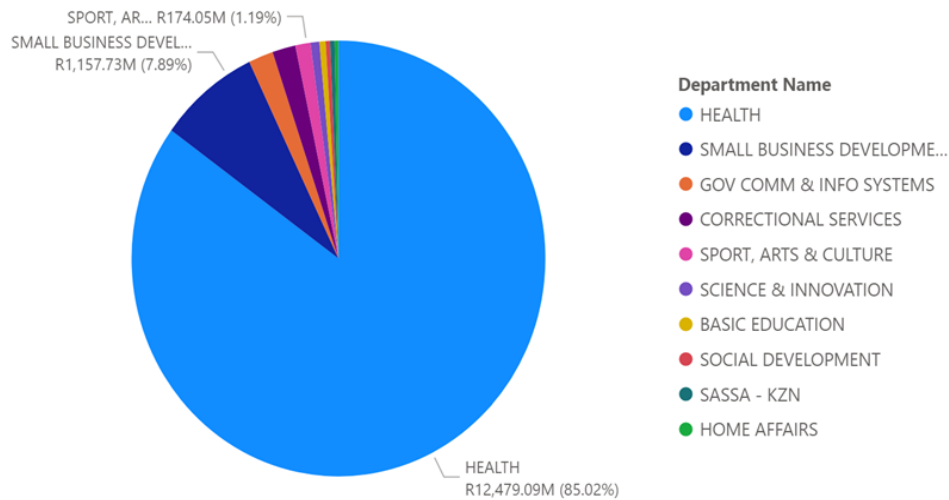
- National- and Provincial departmental spend data was obtained from the Basic Accounting System (BAS), including infrastructure related Covid-19 spend
- Two indicators were used to extract the COVID-19 spend transactions from BAS namely “COVID-19 RESPONSE FUNDS” from the FUND segment in the Standard Chart of Accounts (SCOA) and “COVID-19 FUNDS” from the PROJECT segment
- Extracted data was imported and analysed in the OCPO SQL data warehouse and visualized with PowerBi
- Spend commodities indicated in the slides are the lowest transactional descriptive level from the SCOA ITEM segment.
- Data was extracted for the period 1 April 2020 to 30 September 2021.
- All consolidated data in the presentation is available on transactional level

NATIONAL DEPARTMENTS

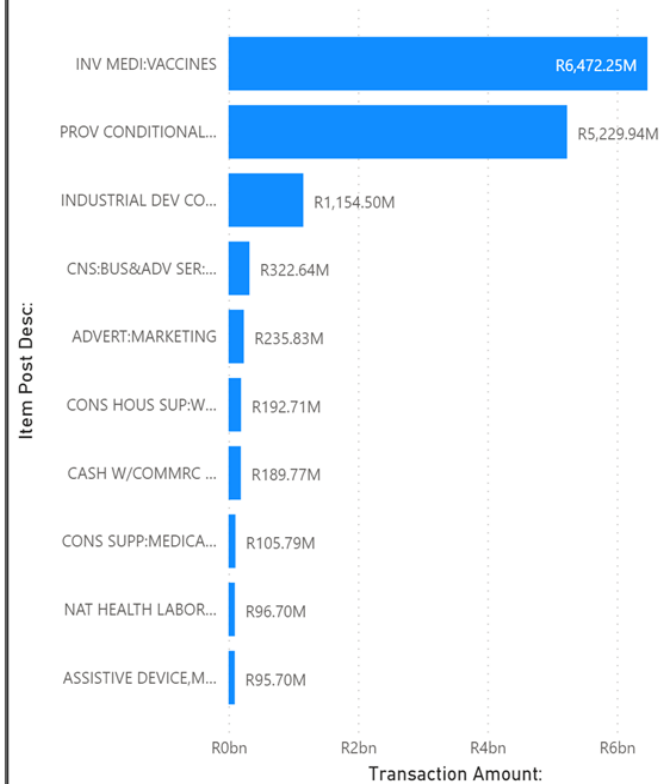
Total Spend

R15,073.60M

Top Ten Departments



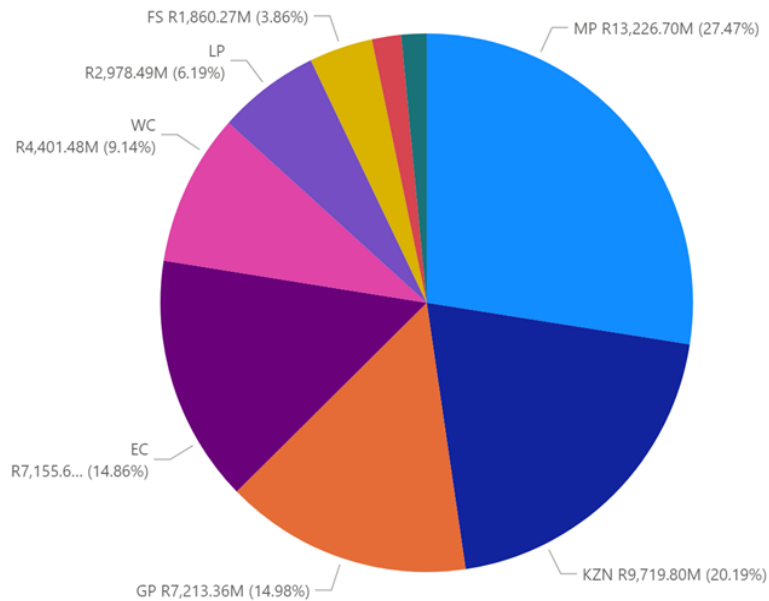
Top Ten Commodities:



SUMMARY PROVINCES

Total Spend

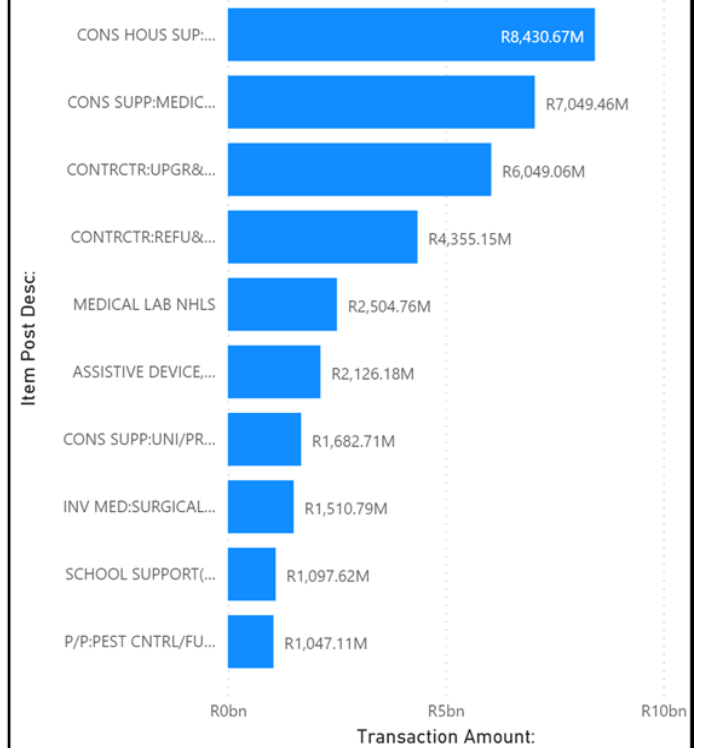
R48,146.52M



Province Name

- MP
- KZN
- GP
- EC
- WC
- LP
- FS
- NW
- NC

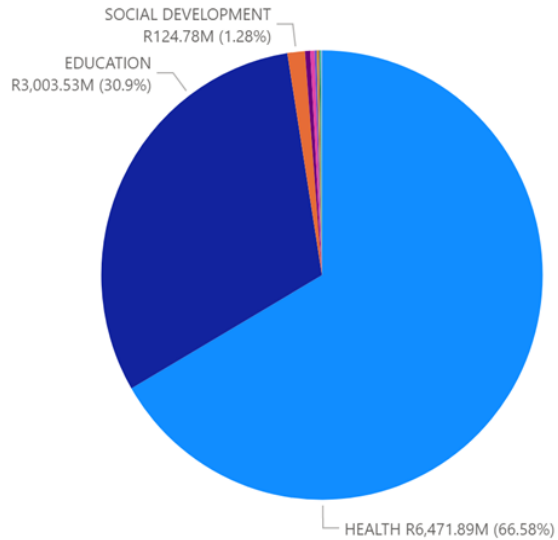
Top Ten Commodities:



KWAZULU NATAL

Total Spend

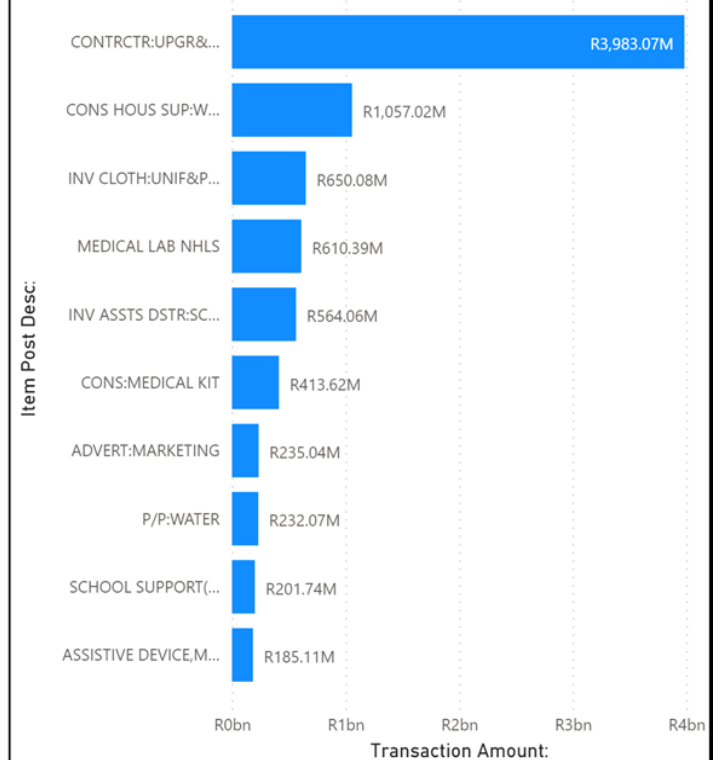
R9,719.80M



Department Name

- HEALTH
- EDUCATION
- SOCIAL DEVELOPMENT
- HUMAN SETTLEMENT
- TRANSPORT
- OFFICE OF THE PREMIER
- PUBLIC WORKS
- SPORT & RECREATION
- AGR, ENV AFFAIR & RURAL DEV
- ECON DEV & TOURISM
- ARTS & CULTURE
- CO-OP GOV & TRAD AFFAIRS
- FINANCE
- COM SAFETY & LIAISO

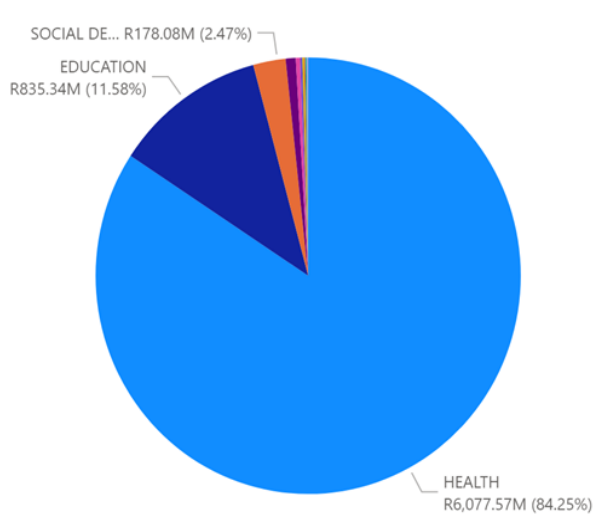
Top Ten Commodities:



GAUTENG

Total Spend

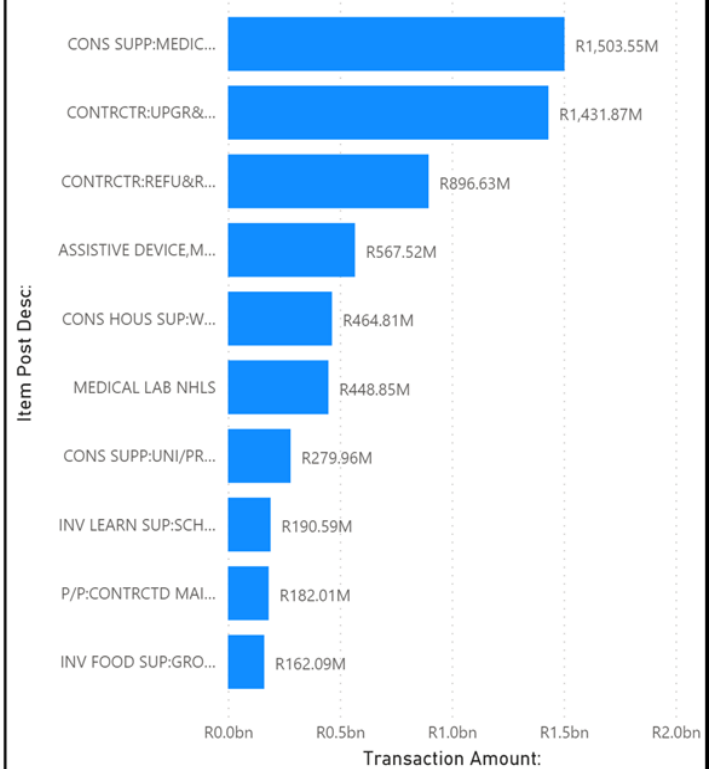
R7,213.36M



Department Name

- HEALTH
- EDUCATION
- SOCIAL DEVELOPMENT
- OFFICE OF THE PREMIER
- SPORT, RECREATION, ARTS & CUL
- INFRASTRUCTURE DEVELOPME...
- AGRICULTURE & RURAL DEV
- ECONOMIC DEVELOPMENT
- e-GOVERNMENT
- CO-OP GOV & TRAD AFFAIRS
- HUMAN SETTLEMENTS
- COMMUNITY SAFETY
- ROADS & TRANSPORT
- MEDICAL SUPPLIERS ASS
- PROVINCIAL TREASURY

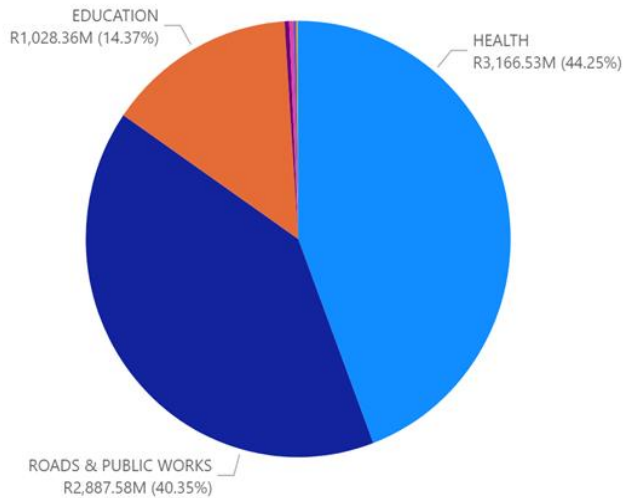
Top Ten Commodities:



EASTERN CAPE

Total Spend

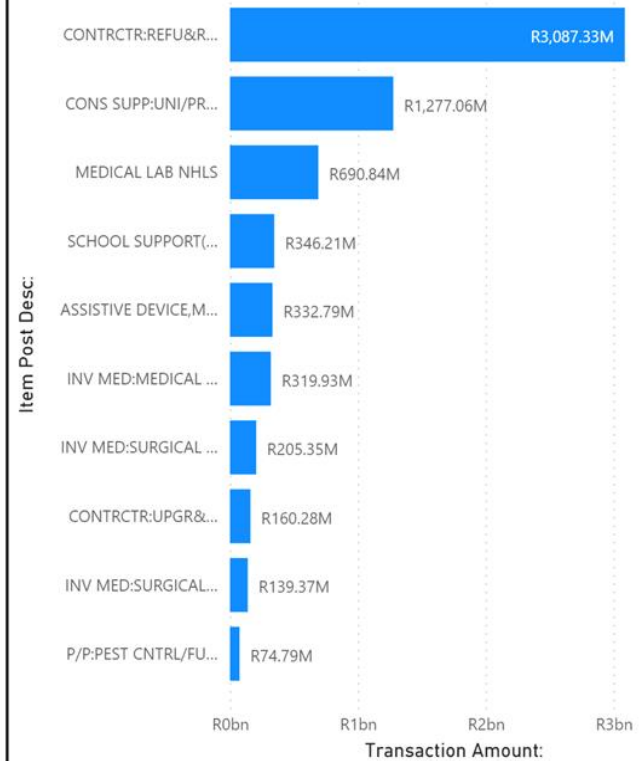
R7,155.68M



Department Name

- HEALTH
- ROADS & PUBLIC WORKS
- EDUCATION
- TRANSPORT
- SOCIAL DEVELOPMENT
- SPORT, RECREATION, ARTS & CUL
- RURAL DEV & AGRARIAN REFO...
- PROVINCIAL LEGISLATURE
- COOPERATIV GOV& TRAD AFFA...
- HUMAN SETTLEMENTS
- PROVINCIAL PLANNING & TREAS
- ECON DEV, ENV AFF & TOURISM
- OFFICE OF THE PREMIER
- SAFETY & LIAISON

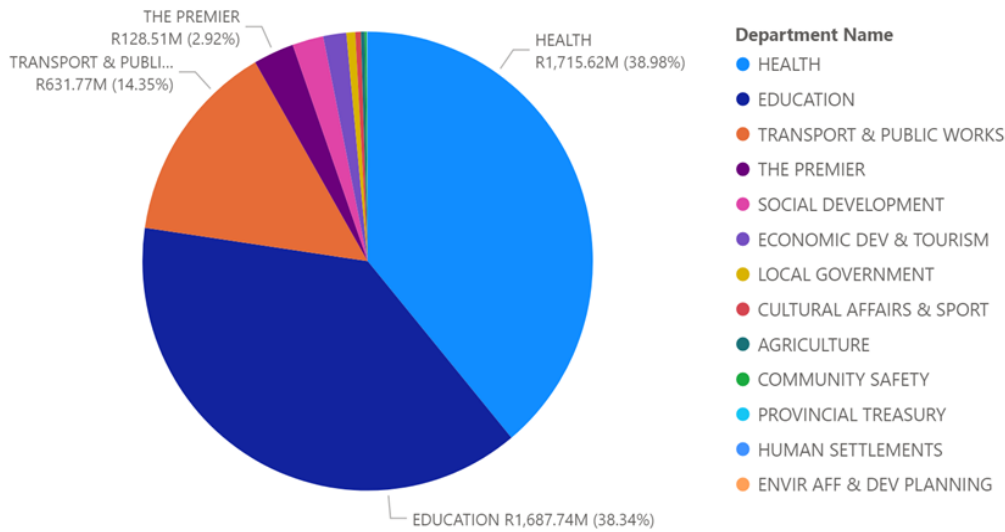
Top Ten Commodities:



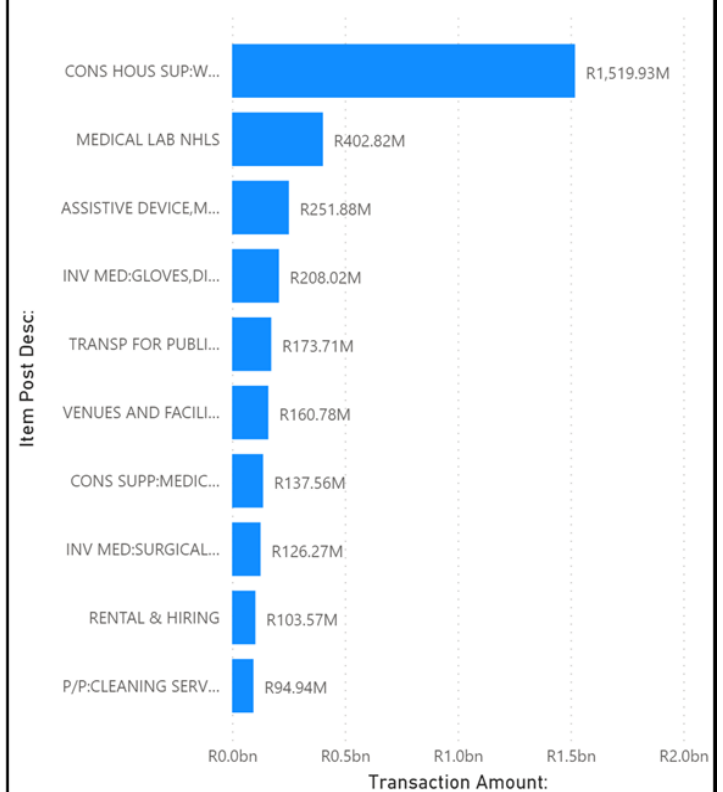
WESTERN CAPE

Total Spend

R4,401.48M



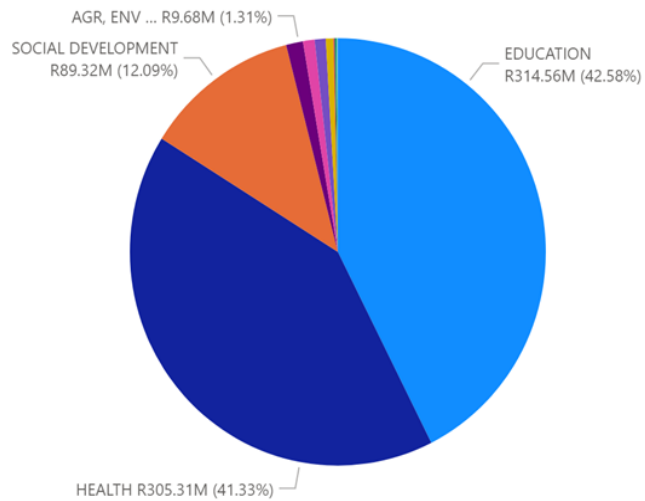
Top Ten Commodities:



NORTHERN CAPE

Total Spend

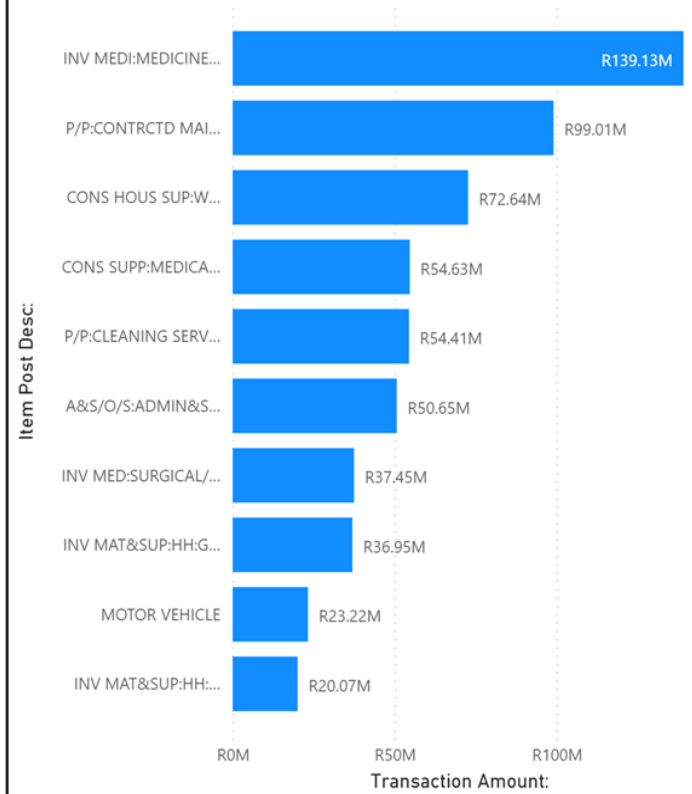
R738.76M



Department Name

- EDUCATION
- HEALTH
- SOCIAL DEVELOPMENT
- AGR, ENV AFF,RURAL DEV&LA...
- ROADS & PUBLIC WORKS
- TRANSPORT, SAFETY & LIAISON
- ECON DEV & TOURISM
- SPORT,ARTS & CULTURE
- OFFICE OF THE PREMIER
- PROVINCIAL TREASURY
- ENVIRONMENT & NATURE CO...
- CO-OP GOV,HUM SETT, TRAD A...
- ROADS & PUB WORKS-ROADS ...

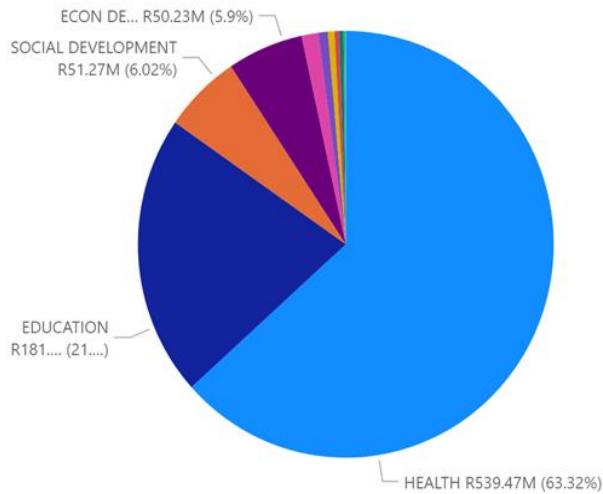
Top Ten Commodities:



NORTH WEST

Total Spend

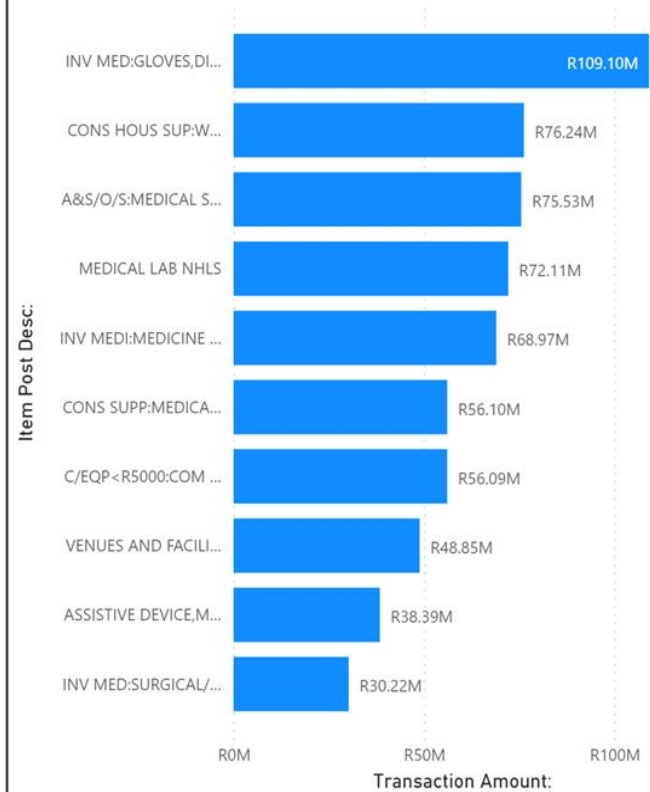
R852.00M



Department Name

- HEALTH
- EDUCATION
- SOCIAL DEVELOPMENT
- ECON DEV, ENV, CONS & TOU...
- ARTS, CULTURE, SPORTS & RECR
- COMM SAFETY & TRANSPORT ...
- THE PREMIER
- AGRICULTURE & RURAL DEVEL...
- PUBLIC WORKS & ROADS
- COOP GOV & TRAD AFFAIRS
- PROVINCIAL TREASURY
- HUMAN SETTLEMENTS

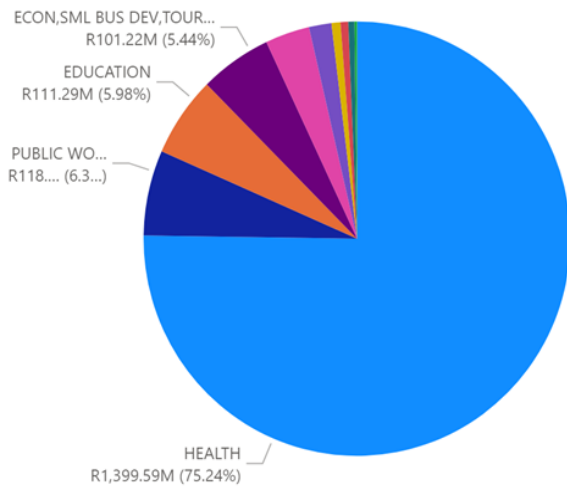
Top Ten Commodities:



FREE STATE

Total Spend

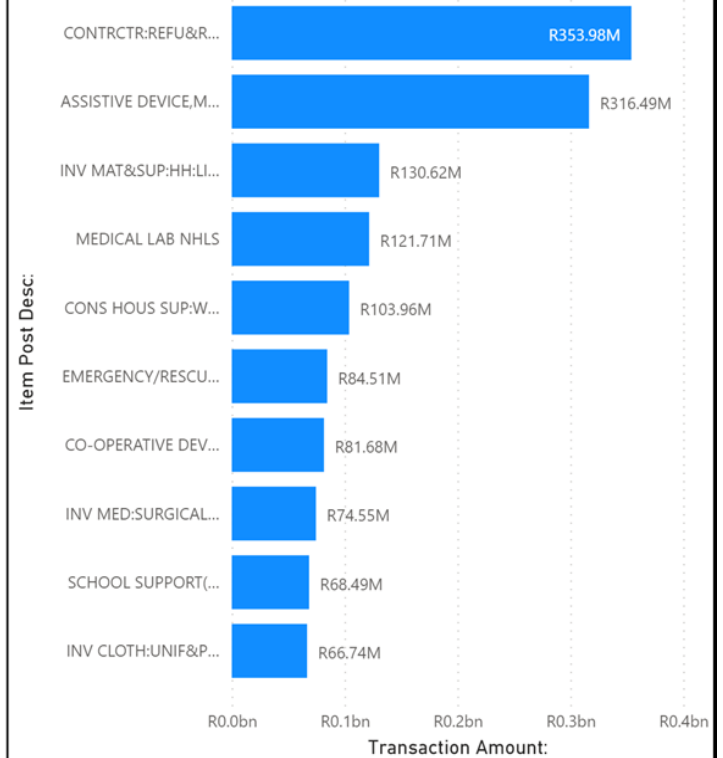
R1,860.27M



Department Name

- HEALTH
- PUBLIC WORKS&INFRASTRUCT...
- EDUCATION
- ECON,SML BUS DEV,TOUR&EN...
- PROVINCIAL TREASURY
- POLICE, ROADS & TRANSPORT
- COOP GOV & TRAD AFFAIRS
- SOCIAL DEVELOPMENT
- SPORT,ARTS,CULTURE & RECREA
- AGRICULTURE & RURAL DEVEL...

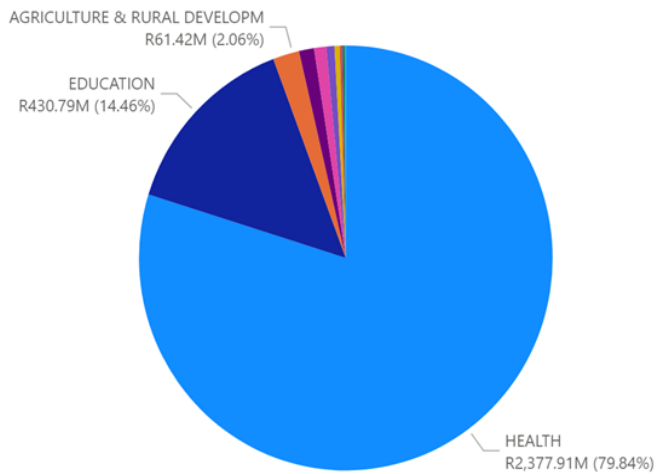
Top Ten Commodities:



LIMPOPO

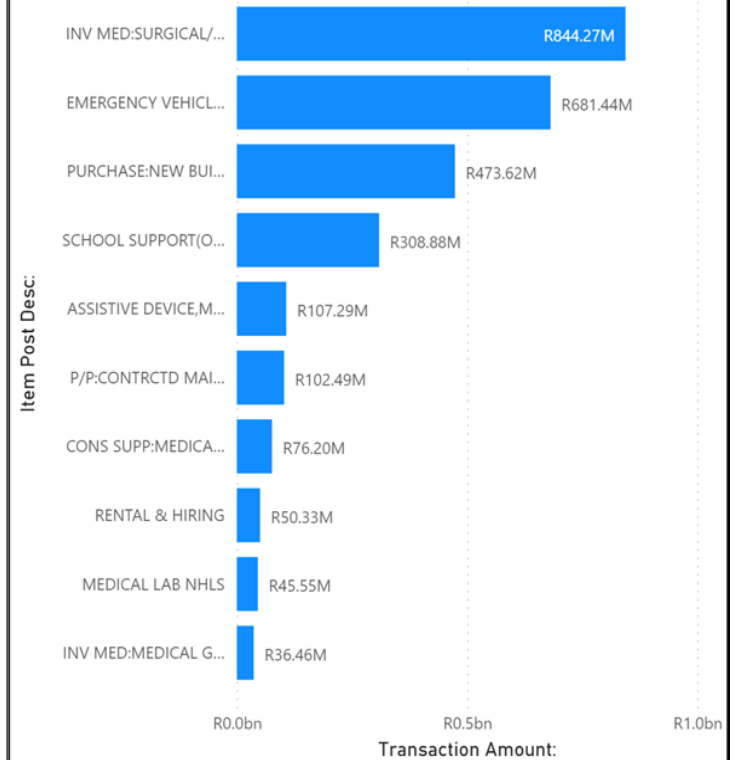
Total Spend

R2,978.49M



- Department Name**
- HEALTH
 - EDUCATION
 - AGRICULTURE & RURAL DEVEL...
 - ECON DEV, ENVIRONM & TOU...
 - SOCIAL DEVELOPMENT
 - PUBLIC WORKS,ROADS & INFR...
 - OFFICE OF THE PREMIER
 - SPORT,ARTS & CULTURE
 - TRANSPORT & COMMUNITY S...
 - CO-OP GOV,HUM SET, TRAD AFF
 - PROVINCIAL TREASURY

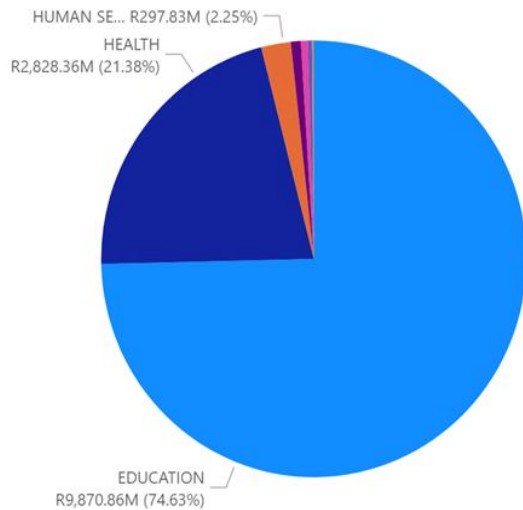
Top Ten Commodities:



MPUMALANGA

Total Spend

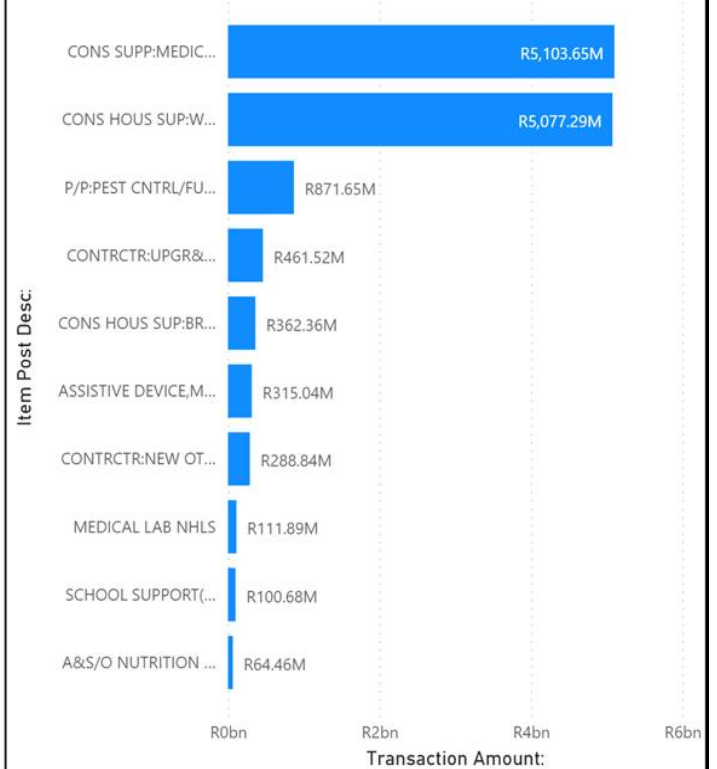
R13,226.70M



Department Name

- EDUCATION
- HEALTH
- HUMAN SETTLEMENT
- PUBLIC WORKS, ROADS & TRANSPORT
- AGR, RUR DEV, LAND & ENV AFFAIRS
- SOCIAL DEVELOPMENT
- CO-OP GOV & TRAD AFFAIRS
- CULTURE, SPORT & RECREATION
- COMM SAFETY, SECURITY & LIAIS
- ECONOMIC DEVELOPMENT & TOURISM
- OFFICE OF THE PREMIER
- PROVINCIAL TREASURY

Top Ten Commodities:



SOURCE: MUNICIPAL AND SOE DATA

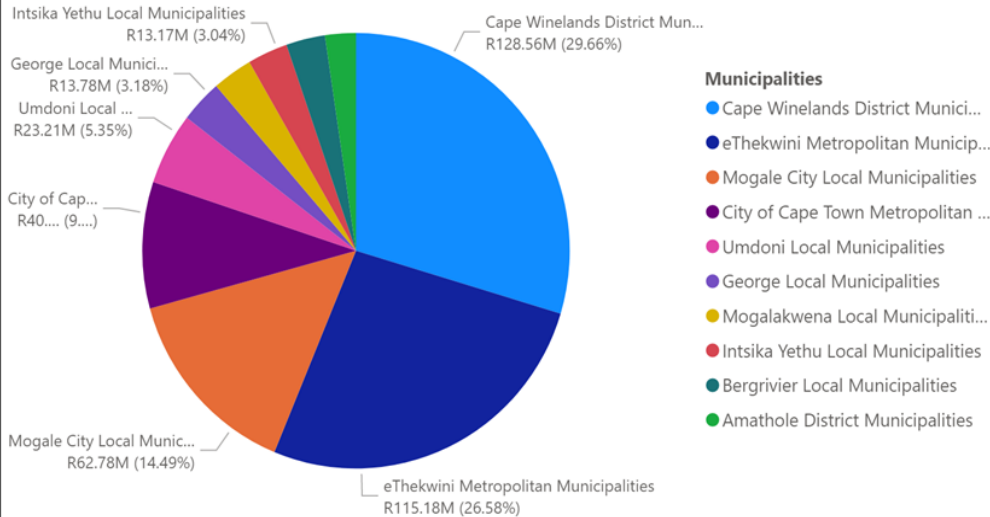
- Municipal and State Owned Entity data was obtained from the OCPO COVID-19 Dashboard submissions
- All government entities must report their COVID-19 expenditure to the OCPO on a monthly basis
- The current submission rate of all government entities is 54,3%
- The percentage is based on entities that have submitted their COVID-19 spend to the OCPO at least once from 1 April 2020.
- All consolidated data in the presentation is available on transactional level

MUNICIPALITIES

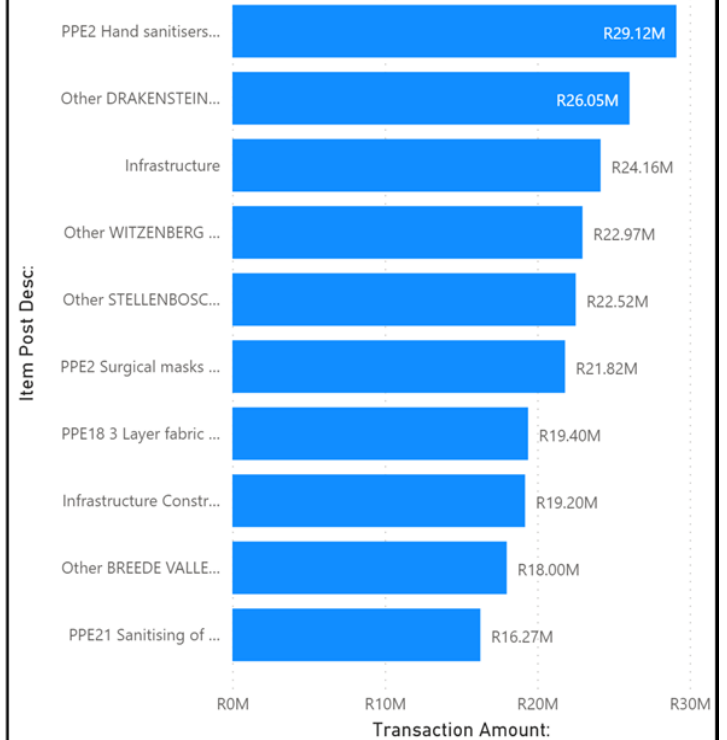
Total Spend

R645.18M

Top Ten Municipalities



Top Ten Commodities:

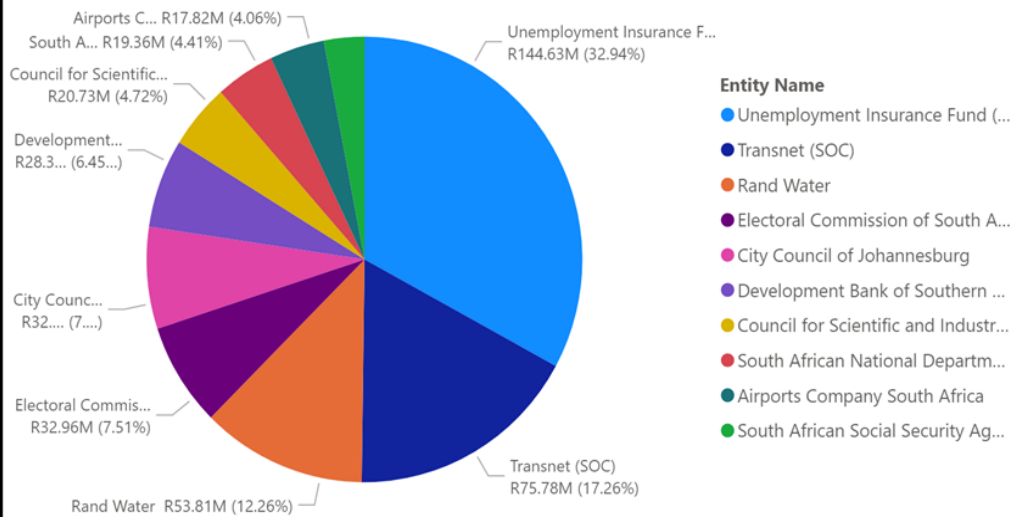


STATE OWNED ENTITIES

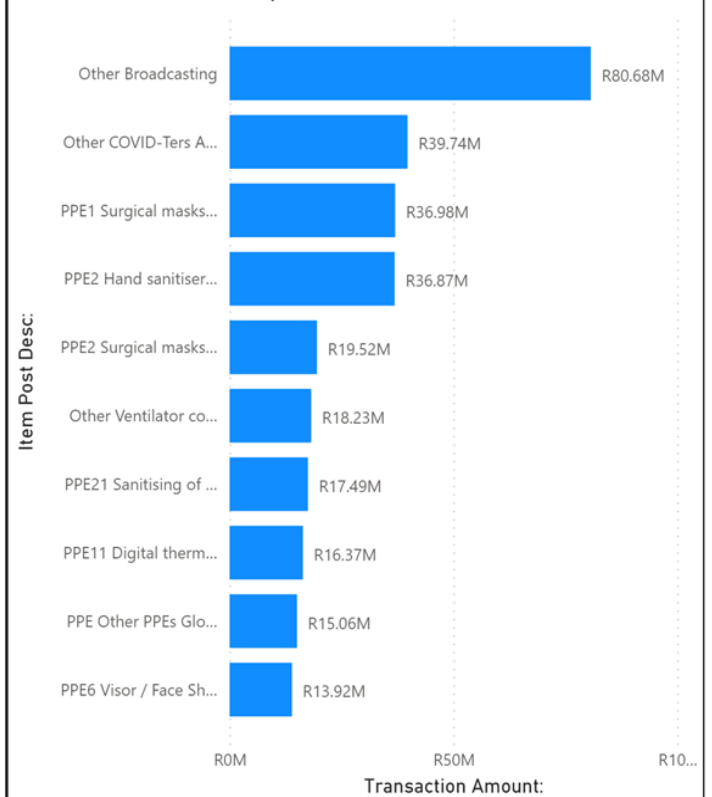
Total Spend

R611.06M

Top Ten Entities



Top Ten Commodities:



THANK YOU



national treasury

Department:
National Treasury
REPUBLIC OF SOUTH AFRICA