



# **4TH QUARTER REPORT**

## **SOUTH AFRICAN POLICE SERVICE**

**Portfolio Committee on Police**  
- 18 August 2021

# TABLE OF CONTENT

- 2020/2021 2<sup>nd</sup> , 3<sup>rd</sup> and 4<sup>th</sup> Quarters financial results (unaudited results)
- Executive Summary: 2020/2021 Overview of performance
- 4<sup>th</sup> QTR Performance
  - Programme 1: Administration
  - Programme 2: Visible Policing
  - Programme 3: Detective Service
  - Programme 4: Crime Intelligence
  - Programme 5: Protection and Security Services



# **2020/2021 2ND, 3RD & 4TH QUARTER FINANCIAL RESULTS (UNAUDITED RESULTS)**

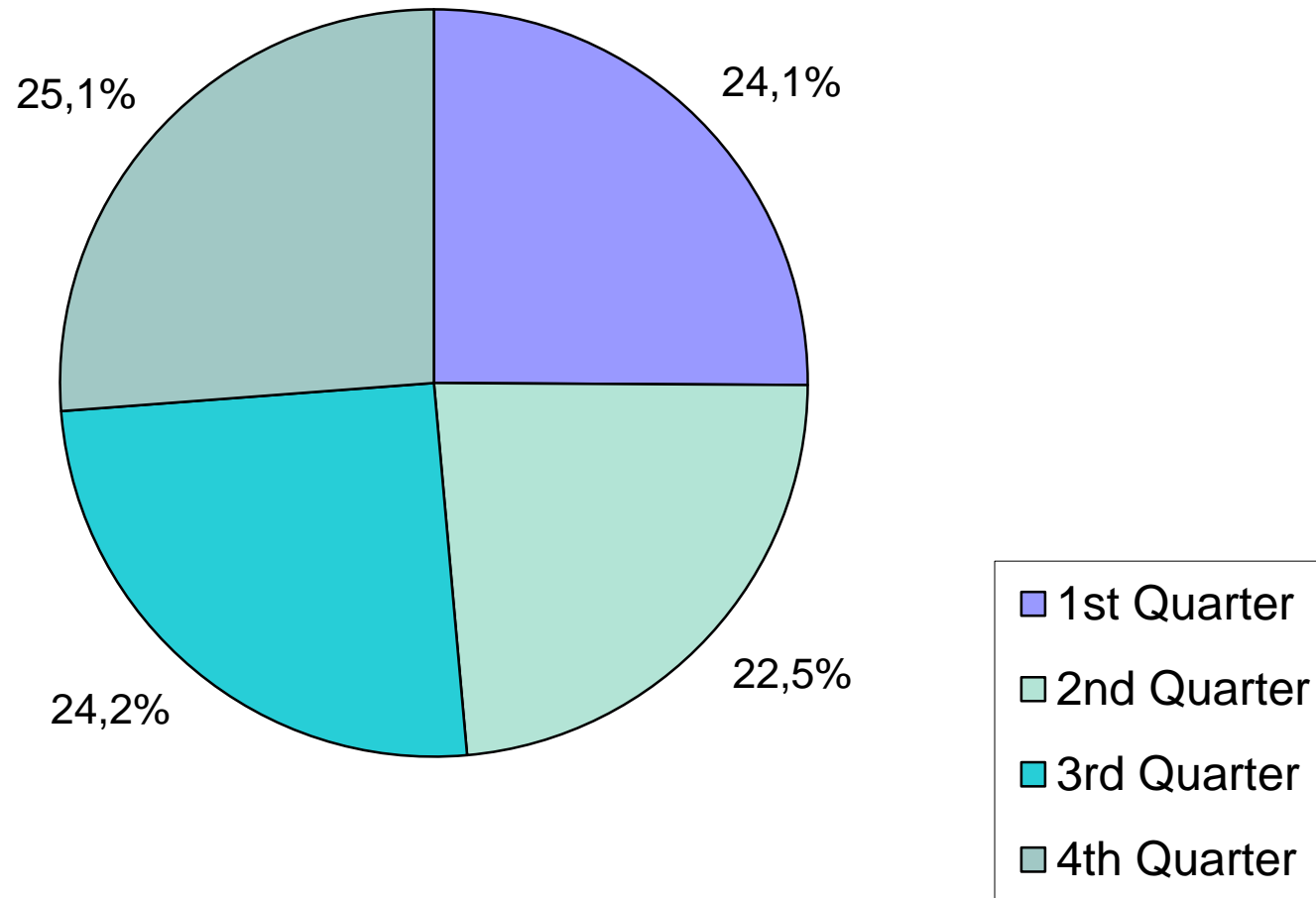
# INCOME STATEMENT ( UNAUDITED RESULTS) (FINANCIAL PERFORMANCE FOR THE PERIOD) - SUMMARY

Revenue	–	Expenditure	= Net Surplus/Deficit
Voted funds R'000		Current / capital R'000	Net surplus / deficit R'000
*99 560 894	→	95 483 143	→ 4 077 751
Other revenue (Collected for Revenue Fund)		- (May not be used for departmental activities)	(Revenue surrendered to the Revenue Fund) (Note 13)
672 450	→	0	→ 672 450
Donor funds (Aid assistance)		Current / capital expenditure	Net surplus / deficit
0	→	0	→ 0
*95.9% of voted funds spend			

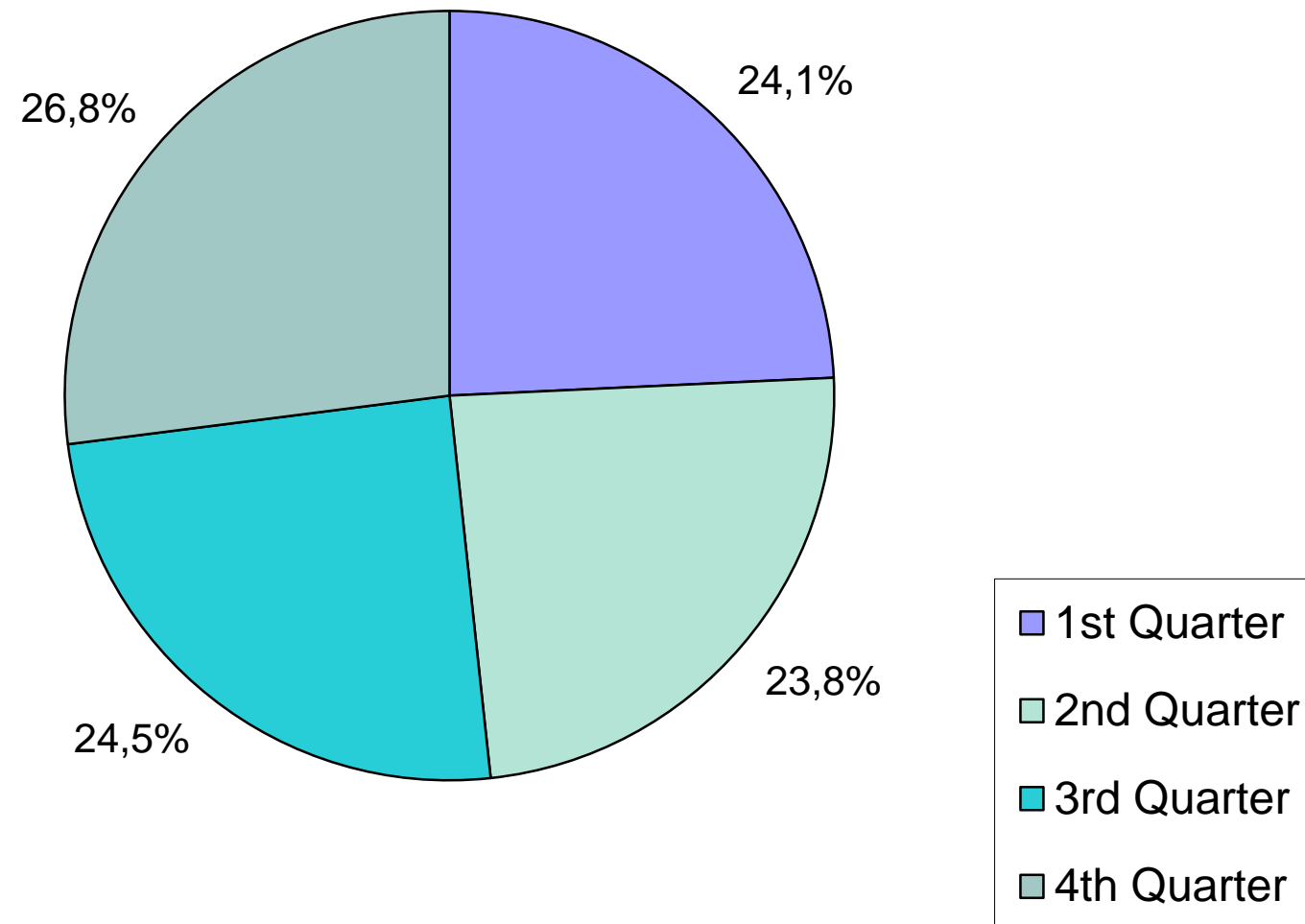
# EXPENDITURE ANALYSIS

- Past expenditure for multiple years are utilised to perform an expenditure analysis and to project anticipated baseline expenditure in a financial year.
- Although indicative of nature, the expenditures of each quarter in a financial year, will not be precisely equal caused by reasons such as delivery of vehicles / other equipment, invoices from DPW, payment of salary increases and pay progression, etc. that each has its own unequal spending pattern.
- Linear benchmark for a financial year:
  - 2nd quarter (30 September) = 50%,
  - 3rd quarter (31 December) = 75%
  - 4th quarter (31 March) = 100%

# TOTAL SPENDING FOR VOTE PER QUARTER 2020/2021



# TOTAL SPENDING FOR VOTE PER QUARTER COMPARISON WITH PREVIOUS FINANCIAL YEAR – 2019/20



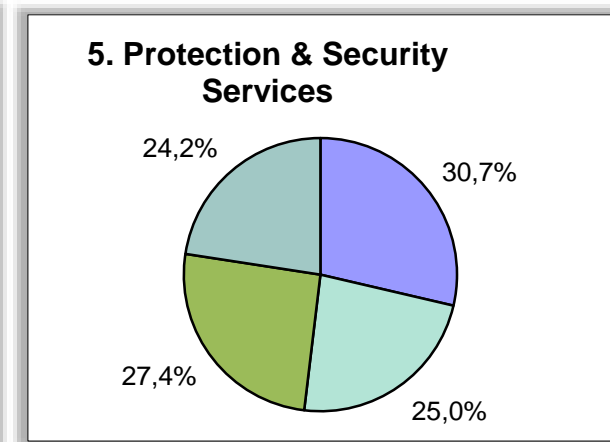
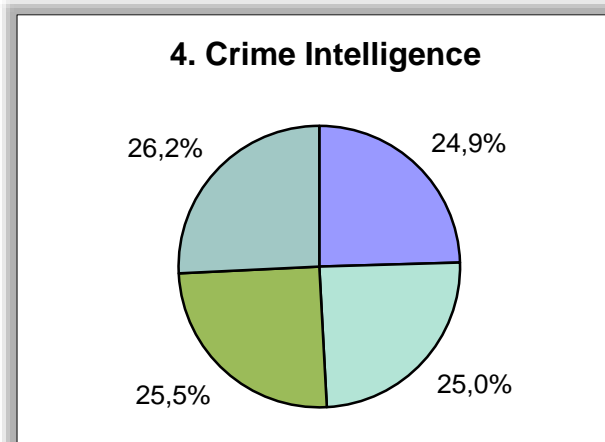
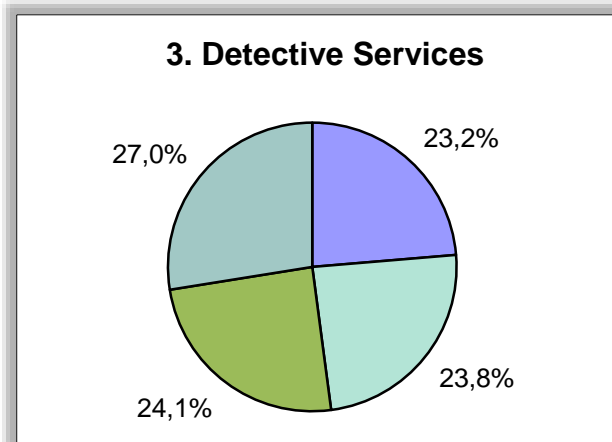
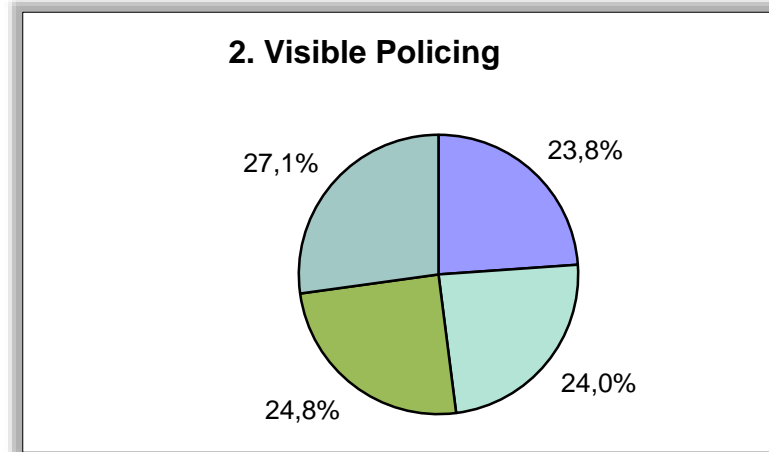
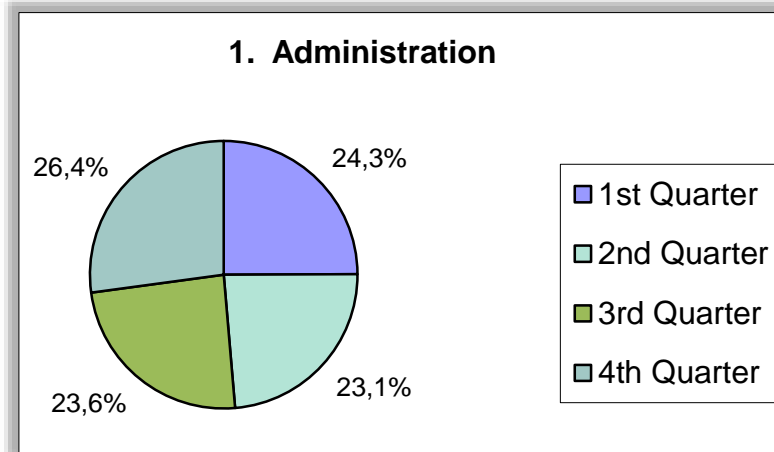
# PROGRAMME SPENDING: AMOUNTS AT THE END OF 2<sup>ND</sup>, 3<sup>RD</sup> & 4<sup>TH</sup> QUARTER

Programme classification	Adjusted Estimates	Expenditure 30 September 2020	% Spend (30 Sept. 2020)	Expenditure 31 December 2020	% Spend (31 Dec. 2020)	Expenditure 31 March 2021	% Spend (31 Mar. 2021)
	<u>R'000</u>	<u>R'000</u>		<u>R'000</u>		<u>R'000</u>	
Programme 1: Administration	19 007 044	8 499 539	44.7%	13 359 778	70.3%	18 702 270	98.4%
Programme 2: Visible Policing	53 401 526	25 378 547	47.5%	38 022 893	71.2%	50 736 475	95.0%
Programme 3: Detective Services	19 688 486	8 948 411	45.4%	13 633 684	69.2%	18 691 777	94.9%
Programme 4: Crime Intelligence	4 200 110	2 004 434	47.7%	3 079 567	73.3%	4 129 773	98.3%
Programme 5: Protection & Security Services	3 263 728	1 558 017	47.7%	2 370 938	72.6%	3 222 848	98.7%
<b>TOTAL</b>	<b>99 560 894</b>	<b>46 388 948</b>	<b>46.6%</b>	<b>70 466 860</b>	<b>70.8%</b>	<b>95 483 143</b>	<b>95.9%</b>



# PROGRAMME QUARTERLY SPENDING: 2020/2021

## GRAPHICAL ILLUSTRATION



Key spending trends for Vote per programme was reasonably in line with linear benchmarks.

# OVERVIEW OF SPENDING PERFORMANCE – ECONOMIC LEVEL

- ❑ The total expenditure for the 2020/2021 financial year amounted to R95 483 142 734, which represents a spending rate of 95.9%. An amount of R4 077,751 million remained from the voted allocation for the financial year of which 79,3% comprised of funding earmarked and specifically allocated which implied that the Department could not use these funds for any other purpose than those appropriated. In addition, spending performance on goods and services comprised 96,9% of the allocated budget for this category of expenditure should the earmarked and specifically appropriated funding be excluded.
- ❑ In general terms, overall spending performance was materially affected by COVID-19 lockdown regulations and the unforeseen and unavoidable nature of the pandemic that essentially impacted on the extent to which personnel movement were restricted, especially big cost centres such as provinces & training interventions that had to be reconsidered or terminated. In addition, procurement processes and spending on buildings and infrastructure could not realise as anticipated due to the challenges the Department had to manage during the financial year, mainly as a result of the state of emergency proclaimed.

# OVERVIEW OF SPENDING PERFORMANCE – PROGRAMME LEVEL

- **Programme 1: Administration**

- ☐ Lower than linear spending mainly as COVID-19 lockdown regulations prevented movement of SAPS employees and delayed procurement processes. Building industry was also closed for months that resulted in delayed execution of capital projects.

- **Programme 2: Visible Policing**

- ☐ Allocation of baseline reprioritisation towards COVID-19 expenditure (that was required from SAPS), additional funding of R3,7 billion, roll-over funding for PPE's and baseline reductions during Adjustment Estimate process were provided for within this Programme. (Also earmarked by National Treasury) Reduced spending levels on COVID-19 project, DPW invoices slightly lower than anticipated as well as COVID-19 lockdown regulations that prevented movement of SAPS employees between provinces and delayed procurements, all impacted on spending levels.

- **Programme 3: Detective Services**

- ☐ Integrated Criminal Justice Strategy spending was very low as well as other items similarly effected by the COVID-19 lockdown regulations that prevented movement of SAPS employees between provinces and delayed procurements.

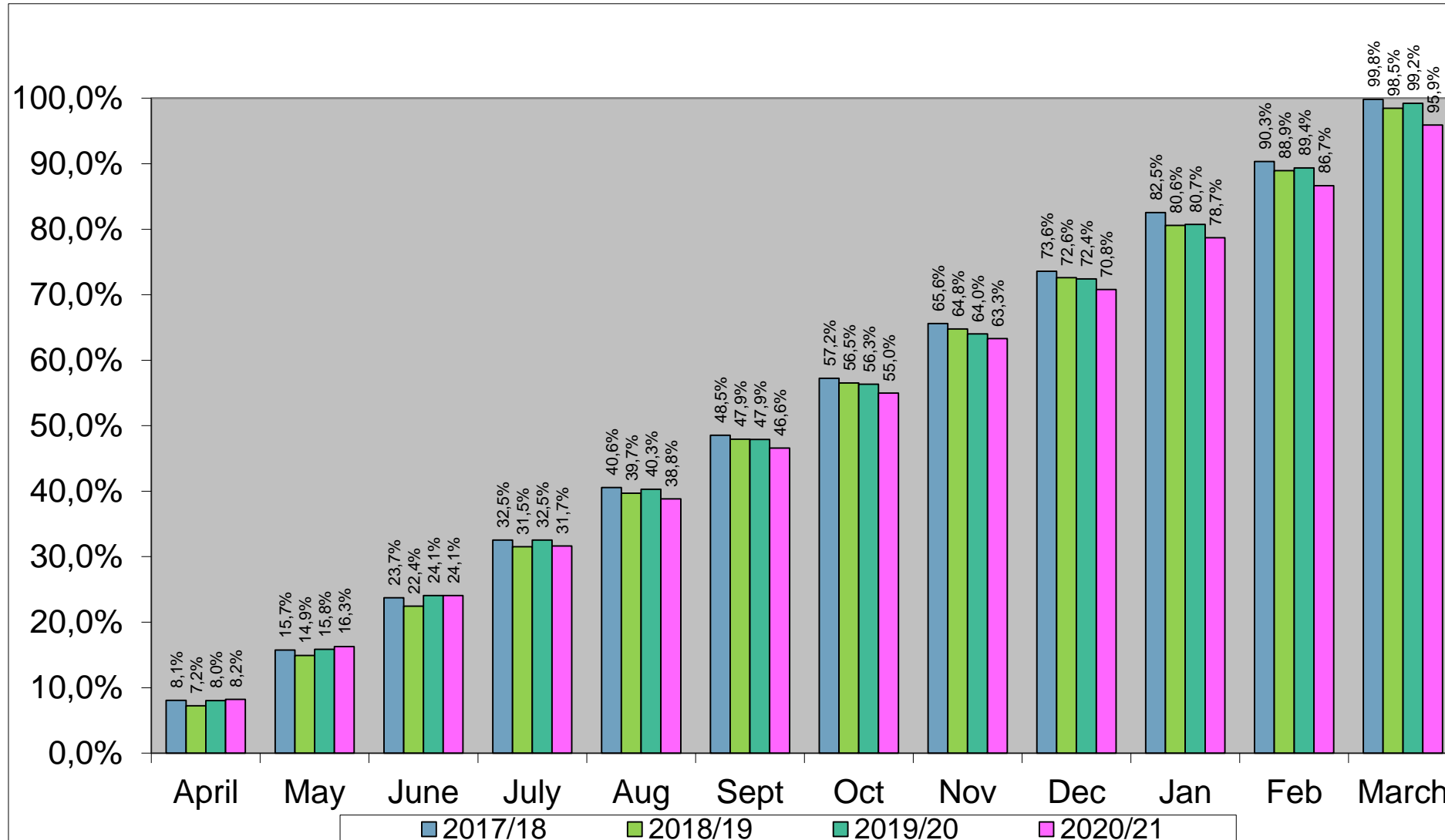
- **Programme 4: Crime Intelligence and Programme 5: Protection and Security Services**

- ☐ Marginal under-spending on both Programmes. Lower than linear spending mainly as COVID-19 lockdown regulations prevented movement of SAPS employees between provinces and delayed procurements.

# OVERVIEW OF SPENDING PERFORMANCE – VIREMENTS & ROLL-OVER

- ❑ Due to the spending performance realising surpluses towards year-end in each one of the programmes, no virement approvals were required from the Accounting Officer for the 2020/2021 financial year.
- ❑ Subsequent to an evaluation of the balances on the Vote at year-end, a submission to National Treasury was made to request for funds to be rolled-over, essentially to provide for costs associated with COVID-19 since no additional funding was appropriated for this purpose in the 2021/2022 financial year.

# COMPARISON OF MONTHLY SPENDING WITH PREVIOUS FINANCIAL YEARS – (CUMULATIVE)



# DEPARTMENTAL RECEIPTS (REVENUE)

- Revenue collected for the National Revenue Fund during the year was R672,450 million (Note 2):
  - Sale of goods and services produced by the Department (mainly firearm licenses, accident reports, rent for official accommodation, commission on insurance fees collected, etc.) was R344,376 million.
  - Fines, penalties and forfeits were R86,282 million.
  - Interest received via corporate banks was R3,058 million.
  - Sale of capital assets was R108,533 million.
  - Transactions in assets and liabilities were R130,201 million (mainly recovery of debt).

# PROGRAMME 1 : ADMINISTRATION

Subprogrammes	Adjusted Estimates R'000	Actual 31 March 2021 R'000	% Spend
Ministry	64 073	37 062	57.8%
Management	86 371	86 584	100.2%
Corporate Services	18 856 600	18 578 624	98.5%
<b>TOTAL</b>	<b>19 007 044</b>	<b>18 702 270</b>	<b>98.4%</b>

- Corporate Services includes:
  - Human Resource Management including :
    - Human Resource Development – R2,1 billion.
    - Personnel Management R1,5 billion.
  - Technology Management Services – R3,1 billion.
  - Supply Chain Management – R3,6 billion of which capital works were R295 million.
  - Financial Services – R 1,1 billion.
  - Medical Support – R133,2 million (Injury On Duty treatment, Health Risk Manager).

## PROGRAMME 2: VISIBLE POLICING

Subprogrammes	Adjusted Estimates R'000	Actual 31 March 2021 R'000	% Spend
Crime Prevention	42 165 208	39 722 291	94.2%
Border Security	2 204 551	2 163 448	98.1%
Specialised Interventions	4 555 793	4 538 584	99.6%
Facilities (Leases, Municipal, Accommodation charges)	4 475 974	4 312 152	96.3%
<b>TOTAL</b>	<b>53 401 526</b>	<b>50 376 475</b>	<b>95.0%</b>

### Expenditure drivers:

- Crime Prevention including Police Station environment (R35 billion), Mounted Units (R145 million), Dog Units (R891 million), Railway (R1,2 billion), 10111 Centres (R1,2 billion) and Detainees meals and medical (R236 million).
- Border security (R2,2 billion).
- Specialised Interventions including Task Force (R78 million), Public Order Policing (R2,7 billion), Tactical Response Teams (R448 million) and Air Wing (R234 million).
- Facilities included: Leases (R1,5 billion), Municipal services (R1,3 billion), Maintenance and Property rates (R1,5 billion).



# PROGRAMME 3 : DETECTIVE SERVICE

Subprogrammes	Adjusted Estimates R'000	Actual 31 March 2021 R'000	% Spend
Crime Investigations	13 620 580	13 313 256	97.7%
Criminal Record Centre	2 550 010	2 402 811	94.2%
Forensic Science Laboratory	1 388 246	1 124 814	81.0%
Specialised Investigations	2 129 650	1 850 896	86.92%
<b>TOTAL</b>	<b>19 688 486</b>	<b>18 691 777</b>	<b>94.9%</b>

## Expenditure drivers:

- Crime Investigations (R13,3 billion) includes General Investigations (R11 billion), Family Violence and Child Protection Units (R1,1 billion), Vehicle Theft Units (R534 million) and Stock Theft Units (R617 million).
- Forensic Science Laboratory and Criminal Record Centre mainly effected by underspending on earmarked funds intended for implementation of the Integrated Criminal Justice Strategy.
- Specialised Investigations through the enhancement of DPCI functions (organised, commercial, etc.) (Processes to invest in additional human resources could not all be concluded and therefore the DPCI exclusive amount was not spent in total. Amount is specifically allocated and funding not spent, may not be utilised for other purposes.

# PROGRAMME 4: CRIME INTELLIGENCE

Subprogrammes	Adjusted Estimates R'000	Actual 31 March 2021 R'000	% Spend
Crime Intelligence Operations	1 734 273	1 691 500	97.5%
Intelligence and Information Management	2 465 837	2 438 273	98.9%
<b>TOTAL</b>	<b>4 200 110</b>	<b>4 129 773</b>	<b>98.3%</b>

## Expenditure drivers:

- The spending performance of the programme reflects a linear trend due to the weight of the compensation of employees allocation in the total programme.
- Other cost drivers include equipment and operational expenses, fuel and oil, vehicles, maintenance of fleet, subsistence, travelling and telecommunication.
- The Secret Service Account is not part of Vote: Police.

# PROGRAMME 5: PROTECTION AND SECURITY SERVICES

Subprogrammes	Adjusted Estimates R'000	Actual 31 March 2021 R'000	% Spend
VIP Protection Services	1 689 745	1 662 864	98.4%
Static Security	1 224 517	1 225 177	100.0%
Government Security Regulator	76 465	70 310	92.0%
Operational Support	273 001	264 497	96.9%
<b>TOTAL</b>	<b>3 263 728</b>	<b>3 222 848</b>	<b>98.7%</b>

## Expenditure drivers:

- VIP Protection Services provides for the protection while in transit of the President, Deputy President, former Presidents, and their spouses, and other identified VIPs.
- Static Protection provides for the protection of sites and residences of identified VIPs.
- Less overtime and subsistence/travel expenditures than in previous financial years due to movement restrictions.

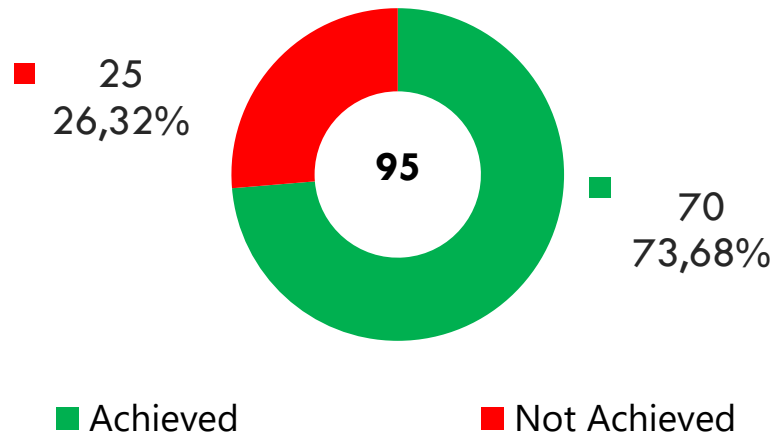


## ANNUAL PERFORMANCE PLAN OF THE SAPS FOR 2020/2021

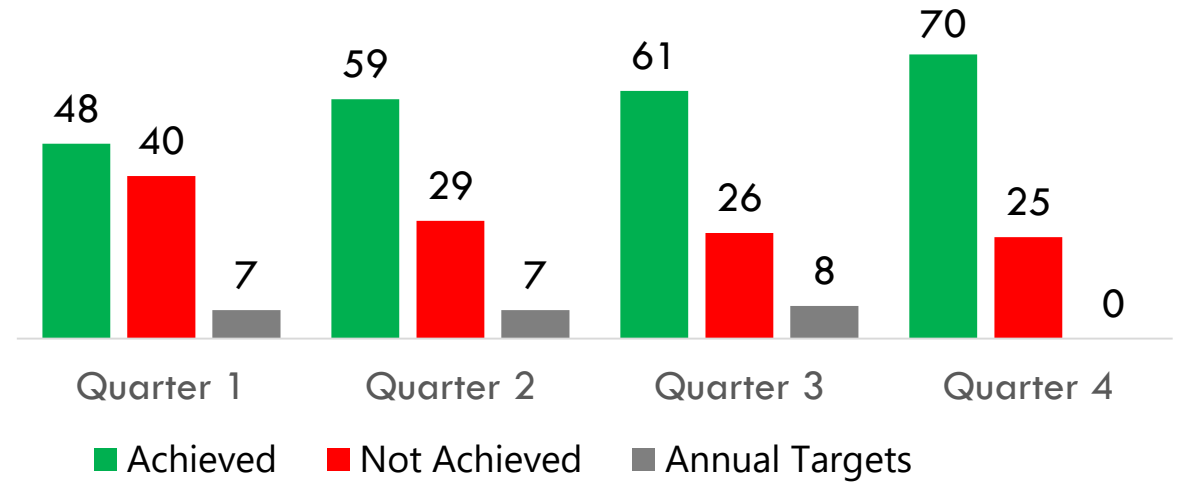
# EXECUTIVE SUMMARY

# 2020/2021 OVERVIEW OF PERFORMANCE

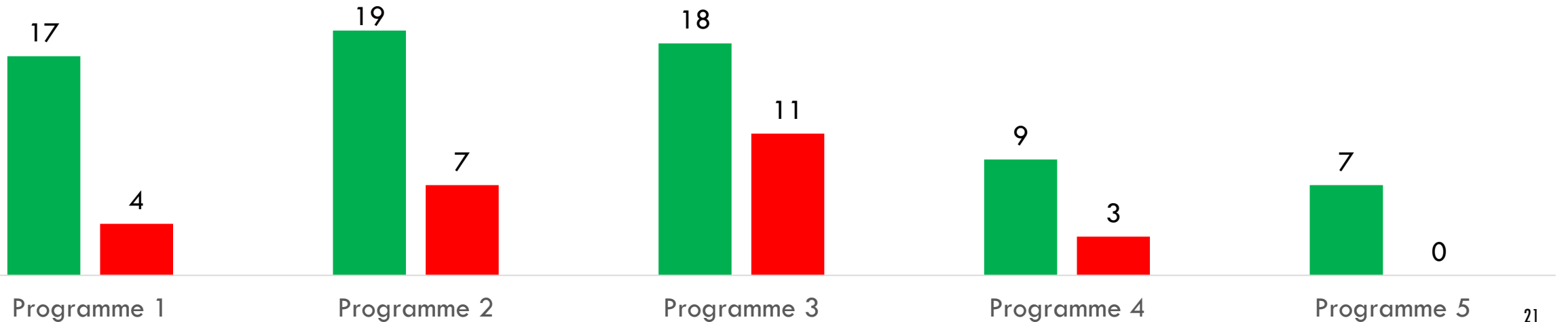
## Overview



## Breakdown Per Quarter



## Breakdown Per Financial Programme



# PROGRAMME 1 – ADMINISTRATION:

## ACHIEVEMENT OF TARGETS (QUARTER 4 OF 2020/2021)

- An accumulative total number of 566 SAPS-owned firearms have been reported lost or stolen, from 1 April 2020 to 31 March 2021, which is a positive achievement, as it is lower than the set reduced annual target of 605.
- The service for the conversion of all 15 targeted Mobile Contact Points were procured, in 2020/2021, which is an achievement of 100% against the set target. Of the 15, a total number of 12 Mobile Contact Points were delivered to the SAPS by the end of March 2021.
- No digital radio communication high sites have been modernised/implemented, in the 4<sup>th</sup> quarter. The annual target was achieved, in quarter 3. An overachievement of two high sites was recorded than planned for, in 2020/2021, due to additional high sites that were in critical stage and needed urgent attention.
- Although lesser number of employees have been trained during the 4<sup>th</sup> quarter, in respect of the prioritised training programmes, due to COVID-19 restrictions, competency targets have been achieved in the following programmes, against a set target of 97% of learners assessed and declared competent:
  - Crime Prevention – 100% (29 members were trained and 29 were declared competent).
  - Crimes committed against women and children – 99.55% (224 members were trained and 223 were declared competent).
  - Crime Investigations – 100% (190 members were trained and 190 were declared competent).
  - Public Order Policing – 100% (134 members were trained and 134 were declared competent).
  - Forensic Science – 100% (27 members were trained and 27 were declared competent).
  - Crime Intelligence – 100% (9 members were trained and 9 were declared competent).
  - Cybercrime – 0% (No training was planned for quarter 4, in terms of the Training Provisioning Plan).

# **PROGRAMME 1 – ADMINISTRATION:**

## **ACHIEVEMENT OF TARGETS (QUARTER 4 OF 2020/2021)**

- 100% or 11 ethics and integrity advocacy and awareness programmes were completed during the 4<sup>th</sup> quarter (five in the Free State and six at Ports of Entry and Exit) against a planned target of 100% compliance or 4, in quarter 4. The set target, for 2020/2021 was too low and need to be revised to a more realistic target.
- 97.87% or 46 from a total of 47 IPID recommendations received in the 4<sup>th</sup> quarter, were finalised within 60 calendar days, against a set target of 90%, within 60 calendar days.
- No incidents of unauthorised expenditure were reported in the 4<sup>th</sup> quarter.
- Incidents of irregular expenditure in the 4<sup>th</sup> quarter decreased, by 100% (zero confirmed incidents, in 2020/2021, compared to five confirmed incidents during the same period, in 2019/2020), achieving the set reduced target of 5%.
- The Corporate Governance Framework was developed, submitted to the Accounting Officer, on 26 March 2021 and signed, on 30 March 2021, against a planned targeted date of 31 March 2021.
- All eight forensic investigations that were planned for, in 2020/2021 were finalised.
- 133.33% or 308 from a total of 231 inspections were executed by the Inspectorate, up to the end of the 4<sup>th</sup> quarter, in terms of the approved inspection plan. The target was exceeded by 77 planned inspections, due to requests by the Office of the Minister, the Deputy Minister, the National Commissioner or Provincial Commissioners, to address specific service delivery issues.

# PROGRAMME 1 – ADMINISTRATION:

## NON-ACHIEVEMENT OF TARGETS (QUARTER 4 OF 2020/2021)

- No police stations have been established, as per the SAPS Infrastructure Development Programme, in 2020/2021, against the annual target of 2. Both projects, Mabieskraal and Moeka-Vuma is at 85% completion. This was due to the use of previously appointed consultants that was not approved by National Treasury, the non-availability of registered professionals within the SAPS, which had a negative effect on the finalisation of the tender processes, the unsuccessful acquiring of services from the Department of Defence and the Department of Correctional Services, the deviation submitted to the National Treasury for the use of internal resources was not approved and there was a delay of the connection of electricity by Eskom.
- Only 15 of the 65 planned identified National Network Communication Infrastructure sites were modernised and implemented, due to delays by State Information Technology Agency to deliver Juniper Equipment for sites, in the Free State and North West Provinces.
- Although there was an initial decrease in the number of incidents of fruitless and wasteful expenditure, during the first two quarters, it increased significantly with 276.19% in the 3<sup>rd</sup> quarter (from 21 confirmed cases, during the 3<sup>rd</sup> quarter, in 2019/2020, to 79 confirmed cases, during the 3<sup>rd</sup> quarter, in 2020/2021) and with 868,57% in the 4<sup>th</sup> quarter (from 35 confirmed case, during the 4<sup>th</sup> quarter, in 2019/2020, to 339 confirmed cases, during the same period, in 2020/2021). It must however be noted that the expenditure in relation to these incidents was incurred in the previous financial years; expenditure within the current reporting period was ( 12 cases during the 3<sup>rd</sup> quarter, in 2019/2020, 19 cases during the 3<sup>rd</sup> quarter, in 2020/2021) and in the 4<sup>th</sup> quarter ( 1 case during the 4<sup>th</sup> quarter, in 2019/2020, to 2 cases during the 4<sup>th</sup> quarter, in 2020/2021).
- 80.60% or an accumulative number of 108 from a total of 134 of the planned audits were completed, up the end of the 4<sup>th</sup> quarter, which is lower than the planned 100%. The target was reduced, from 153 to 134. The underperformance was due to delays caused by auditees in providing comments for the final draft reports, the unavailability of auditees to conduct exit meetings, due to other priorities and delays caused by clients, in submitting required information to proceed with an audit.



# PROGRAMME 2 – VISIBLE POLICING

## ACHIEVEMENT OF TARGETS (QUARTER 4 OF 2020/2021)

- 100% or 5 732 identified illegal liquor outlets were closed against a set target of 90%, in quarter 4, .
- Contact crime indicated a notable reduction of 13,9%, in 2020/21, from 622 206 to 535 869, achieving the set reduced target of 7.48%.
- Contact crimes at the Top 30 High Contact Crime Weight Stations significantly reduced by 18,9%, in 2020/21, from 94 849 to 76 940, against a set reduced target of 7.42%.
- The number of escapees from police custody stood at 545 against a set target of no more than 666 persons, in 2020/21.
- All 1 155 functional police stations rendered a victim-friendly service to victims of crime, including GBVF.
- Contact crimes against women (18 years and above) indicated a reduction of 9.4%, in 2020/21, from 171 070 to 155 062, against a reduced target of 6.9%.
- 99.83% or 1 150 from 1 152 police stations have functional Community Police Forums, against a set target of 99.57%. Wepener Police Station is not functional and the Executive CPF Committee at one police station resigned. Three police stations are discounted from the total number of police stations, as these stations cannot establish functional Community Police Forums.
- The Community-in-Blue Concept has been initiated in all nine targeted provinces, by the end of quarter 4.

# PROGRAMME 2 – VISIBLE POLICING

## ACHIEVEMENT OF TARGETS (QUARTER 4 OF 2020/2021)

- The Safer Cities Framework has been initiated in all 10 targeted pilot cities, in 2020/21.
- A 100% achievement has been reached in terms of the following performance indicators:
  - Peaceful crowd management incidents policed (1 105 in quarter 4, compared to 2 122, in quarter 3).
  - Unrest crowd management incidents stabilised (709 in quarter 4, compared to 615, in quarter 3).
  - Medium to high-risk incidents responded to (323 in quarter 4, compared to 550, in quarter 3).
  - The safe delivery of valuable and/or dangerous government cargo (48 during quarter 4, compared to 49, in quarter 3).
  - Illegal mining operations (two in quarter 4, compared to one, in quarter 3).
  - Crime-related hits reacted to as a result of MCS and EMCS screening on wanted persons and circulated stolen or robbed vehicles (206 wanted persons and 318 circulated stolen vehicles during quarter 4).
  - Profiled vehicles at land ports searched for illegal persons, contraband, illicit goods and/or stolen robbed property (325 in quarter 4, compared to 400, in quarter 3).
  - Profiled containers at sea ports searched for illegal persons, contraband, illicit goods and/or stolen robbed property (1 189 in quarter 4, compared to 1 143, in quarter 3).
  - Profiled cargo consignment at airports searched for illegal persons, contraband, illicit goods and/or stolen robbed property (442 in quarter 4, compared to 554, in quarter 3).

## **PROGRAMME 2 – VISIBLE POLICING: NON-ACHIEVEMENT OF TARGETS (QUARTER 4 OF 2020/2021)**

- 2 160 stolen/lost firearms have been recovered, in 2020/21, which is 2 065 less than the set increased target of 4 225, of which 727 were recovered, in quarter 4, which is lower than the set target of 1 110.
- 424 identifiable stolen/lost SAPS firearms were recovered, which is 58 less than the set increased target of 482, in 2020/21, of which 72 were recovered, in quarter 4, against the set target of 125 for the quarter.

The non-achievement of firearm-related targets was due to the rotation of members, in response to the adjusted alert levels of the COVID-19 Pandemic, between April 2020 and March 2021, which resulted in fewer members on duty and lesser operations, to retrieve lost/stolen firearms, as well as the late and/or non-circulation of firearms at police station level.

- Performance on the finalisation of applications for new firearm licenses was at its lowest, in quarter 4, in comparison with the previous quarters and declined from 44,19%, in quarter 3 to 21.63%, in quarter 4, which is significantly lower than the anticipated 90% against a set increased turnaround time from 90 to 120 working days. A shortage of personnel, due to the COVID-19 rotation system (50% available at a time), the lack of Integrated Ballistics Identification System (IBIS) reports, which delayed the processing of applications and the incorrect capturing of information at police station level, on the Police Financial Management System contributed to the underperformance.

## **PROGRAMME 2 – VISIBLE POLICING: NON-ACHIEVEMENT OF TARGETS (QUARTER 4 OF 2020/2021)**

- An accumulative total number of 29 422 stolen/robbed vehicles were recovered, in 2020/21, which is 7 252 less than planned. More vehicles were recovered during the 4<sup>th</sup> quarter than in any other quarter, during 2020/21. The underperformance is due to the enforcement of national disaster regulations, which affected the availability and distribution of manpower, as well as physical resources.
- Contact crimes against children (below 18 years) reduced by 5.8% up to the end of the 4<sup>th</sup> quarter, from 42 348 to 39 878, against a reduced set target of 6,73%. Although the set target was not achieved the increase can be attributed to intensified awareness campaigns on crimes against women, to inform the community on the protection of women and increased awareness, through the national media by the President, the Minister of Police and other political leaders and through social networks.
- Three strategic partners were identified, at the beginning of 2020/21, namely; DeafSA; Cape Mental Health and the Council for Gender Equality. No agreements were fully concluded. The updated agreement to be endorsed between the SAPS and Cape Mental Health in the form of a Memorandum of Understanding (MoU). The MoU between the SAPS and DeafSA was finalised and is awaiting final sign-off by both parties and the MoU between the SAPS and the Council for Gender Equality was drafted, but not finalised, due to COVID-19 constraints.
- The Traditional Policing Concept was to be implemented in the Mpumalanga Province, in 2020/21. Although the Traditional Policing Concept has been initiated, it has not been implemented in its totality.

# PROGRAMME 3 – DETECTIVE SERVICES

## ACHIEVEMENT OF TARGETS (QUARTER 4 OF 2020/2021)

- Outstanding case dockets relating to contact crimes older than 3 years indicated a significant reduction from 7.06% in quarter 1 to 46.22% by the end of quarter 4 (22 517 from a total of 48 719), against a set reduced target of 14,70%.
- Outstanding wanted persons for contact crimes already circulated reduced by 31,61% or 11 756 from a total of 37 196 by the end of quarter 4, from a 13.67% reduction in quarter 1, against a set reduced target of 10%.
- Outstanding case dockets related to crimes against women (18 years and above) older than 1 year reduced by 53.63% or 3 534 from a total of 8 289 by the end of quarter 4, from 25.97% in quarter 1, against a set reduced target of 5%.
- Outstanding case dockets related to crimes against children (below 18 years) older than 1 year reduced by 54.73% or 2 339 from a total of 4 274 by the end of quarter 4, from 24.52% in quarter 1, against a set reduced target of 4%.
- 70.59% or 12 from a total of 17 identified drug syndicates were neutralised with arrests, against a target of 50%, in 2020/21.
- The number of arrests for dealing in illicit drugs increased by 45,90% (178 in 2020/21, in comparison with 122 in 2019/20), against a set increased target of 5%.
- 50% or 14 from a total of 28 of identified organised criminal groups were neutralised with arrests, against a target of 50%, in 2020/21.

# **PROGRAMME 3 – DETECTIVE SERVICES**

## **ACHIEVEMENT OF TARGETS (QUARTER 4 OF 2020/2021)**

- Outstanding person-to-crime DNA investigative leads reduced by 70.53% or 1 692 from a total of 2 399, in 2020/21, against a set reduced target of 5%.
- Outstanding crime-to-crime DNA investigative leads reduced by 55.67% or 761 from a total of 1 367, in 2020/21, against a set reduced target of 5%.
- Outstanding IBIS investigative leads reduced by 37.35% or 644 from a total of 1 724, in 2020/21, against a set reduced target of 5%.
- 72.34% or 68 from a total of 94 of trial-ready case dockets for serious corruption within the public sector was achieved, in 2020/21, against a set target of 50%.
- 78.48% or 124 from a total of 158 of trial-ready case dockets for serious corruption within the private sector was achieved, in 2020/21, against a set target of 50%.
- 85.15% or 304 from a total of 357 of trial-ready case dockets for serious corruption within the JCPS Cluster was achieved, in 2020/21, against a set target of 50%.

# **PROGRAMME 3 – DETECTIVE SERVICES**

## **ACHIEVEMENT OF TARGETS (QUARTER 4 OF 2020/2021)**

- A total of 27 from a total of 30 or 90% identified clandestine laboratories were dismantled, with 60 arrests, in 2020/21, against a set target of 90%.
- 66.09% or 1 717 from a total of 2 598 of trial-ready case dockets for serious commercial crime was achieved, in 2020/21, against a set target of 65%.
- 65.05% or 67 from a total of 103 of specialised cyber-related crime investigative support case files were successfully investigated, within 90 calendar days, in 2020/21, against a set target of 55%.
- The results of trial updated within 20 calendar days, in respect of guilty verdicts was 96.71% or 33 706 from a total of 34 852 in quarter 4, against a set target of 95%.
- The results of trial updated within 20 calendar days, in respect of not guilty verdicts was 98.42% or 190 196 from at total of 193 256 in quarter 4, against a set target of 95%.

## **PROGRAMME 3 – DETECTIVE SERVICES: NON-ACHIEVEMENT OF TARGETS (QUARTER 4 OF 2020/2021)**

- The detection rate for contact crimes was 47.43% or 348 355 from a total of 734 496 by the end of quarter 4, against a set increased target of 55,47%.
- The detection rate for contact crimes at the 30 High Contact Crime Weight Stations was 33.94% or 37 112 from a total of 109 335 by the end of quarter 4, against a set increased target of 56,23%.

Murder, attempted murder, sexual assault, assault common, assault GBH and attempted rape contributed to the underperformance, as well as witnesses that are reluctant to make statements, due to fear of victimisation, e.g. gang, public violence and domestic violence-related incidents, case dockets with IPID, where suspects have been arrested, but not charged on the system (no access to systems and delays in finalising investigations), crime scenes are contaminated by the community, before the first responder arrives at the scene, resulting contaminated forensic evidence, the inability of complainants to identify suspects (e.g. due to intoxication, mental incapacity, disguised suspects), the turnaround time on the finalisation of a decision on case dockets and the difficulty in the tracing and arrest of unidentified and undocumented repeat offenders (forensic leads and linkages).



## **PROGRAMME 3 – DETECTIVE SERVICES: NON-ACHIEVEMENT OF TARGETS (QUARTER 4 OF 2020/2021)**

- The detection rate for crimes against women (18 years and above) was 71.29% or 132 443 from a total of 185 778 by the end of quarter 4, against a set increased target of 75.15%.

Attempted murder, rape, sexual assault, assault GBH, assault common and attempted rape contributed to the underperformance, as well as witnesses that are reluctant to make statements, due to fear of victimisation, e.g. domestic violence-related incidents, crime scenes are contaminated by the community, before the first responder arrives at the scene, resulting contaminated forensic evidence, the turnaround time on the finalisation of a decision on case dockets and difficulty in the tracing and arrest of unidentified and undocumented repeat offenders (forensic leads and linkages

- The detection rate for crimes against children (below 18 years) was 64.88% or 34 890 from a total of 53 776 by the end of quarter 4, against a set increased target of 70,10%.

Murder, attempted murder, rape, assault GBH, assault common and contact sexual offences contributed to the underperformance, as well as children that are easily intimidated by the suspects and they are afraid to name the suspects, especially where suspects are relatives, witnesses are reluctant to make statements, due to fear of victimisation, e.g. domestic violence-related incidents, crime scenes are contaminated by the community, before the first responder arrives at the scene, resulting contaminated forensic evidence and reports required by the Criminal Justice System (Criminal Capacity, Intermediary Reports, Department of Social Development Reports and Cape Mental Health) resulted in a slower turnaround time.

## **PROGRAMME 3 – DETECTIVE SERVICES: NON-ACHIEVEMENT OF TARGETS (QUARTER 4 OF 2020/2021)**

- Compliance with the taking of buccal samples from Schedule 8 arrested offenders increased to 43.59% or 86 969 from a total of 199 507, in quarter 4, from 27.84% in quarter 1, against a set increased target of 60%, due to the under utilisation of and the monitoring of the taking of buccal samples.
- Outstanding fingerprint investigative leads increased from 5.74%, in quarter 1 to 144.91%, in quarter 4 (2 575 from a total of 1 777), against a set reduced target of 5%. Provincial offices are to appoint a designated officer at provincial level to monitor the linking of fingerprints.
- Routine case exhibits (entries) processed within 35 calendar days was 24.46% or 5 493 from total of 22 455, in quarter 4, against a set target of 75%.
- Non-routine case exhibits (entries) processed within 113 calendar days was 46.66% or 307 from a total of 658 in quarter 3, against a set target of 70%.
- Case exhibit (entries) not yet finalise (backlog) stood at 84.56% or 300 722 from a total 355 648, by the end of quarter 4, against a set target of not exceeding 10% of registered case exhibits (entries).
- Ballistic intelligence (IBIS) case exhibits (entries) finalised was 87.27% or 14 944 from a total of 17 124, in quarter 4, against a set target of 95% processed within 35 calendar days.

## **PROGRAMME 3 – DETECTIVE SERVICES: NON-ACHIEVEMENT OF TARGETS (QUARTER 4 OF 2020/2021)**

- Biology DNA intelligence case exhibits (entries) finalised was 8.33% or 106 from a total of 1 272, in quarter 4, against a set target of 80% processed within 90 calendar days.

The non-achievement of forensic-related targets was due to equipment and machinery that are not operational, a lack of consumables and re-agents, the utilisation of 50% personnel, resulting from rotation, due to COVID-19 and the closure of buildings for days for decontamination, resulting in a loss of production.

# PROGRAMME 4 – CRIME INTELLIGENCE

## ACHIEVEMENT OF TARGETS (QUARTER 4 OF 2020/2021)

- A total of 10 054 from a total of 10 712 or 93.86% proactive intelligence reports were operationalised at cluster/district level, during quarter 4, against a set target of 70% per quarter.
- A total of 3 669 from a total of 3 792 or 96.76% proactive intelligence reports were operationalised at provincial level, during quarter 4, against a set target of 80% per quarter.
- A total of 352 from a total of 355 or 99.15% proactive intelligence reports were operationalised at national level, during quarter 4, against a set target of 90% per quarter.
- A total of 39 888 from a total of 46 288 or 86.17% reactive intelligence reports were operationalised at cluster/district level, during quarter 4, against a set target of 70% per quarter.
- A total of 9 743 from a total of 11 439 or 85.17% reactive intelligence reports were operationalised at provincial level, during quarter 4, against a set target of 80% per quarter.
- A total of 2 779 from a total of 2 757 or 100.80% reactive intelligence reports were operationalised at national level, during quarter 3, against a set target of 90% per quarter.
- A total of 298 security clearances were finalised against a target of 192 for the quarter, achieving 34.45% against the total for the year (865).

# **PROGRAMME 4 – CRIME INTELLIGENCE**

## **ACHIEVEMENT OF TARGETS (QUARTER 4 OF 2020/2021)**

- A total of 777 of ICT security assessments were finalised in the SAPS, in relation to 527 planned for the quarter, achieving 32.78% against the total for the year (2 370).
- A total of 287 mandatory physical security assessments were finalised in the SAPS against a target of 107 planned for the quarter, achieving 59.79% against the total for the year (480).

## **PROGRAMME 4 – CRIME INTELLIGENCE: NON-ACHIEVEMENT OF TARGETS (QUARTER 4 OF 2020/2021)**

- A total of 352 or 48,22% of network operations were successfully terminated, in 2020/21, against a set target of 61,07% or 475 from a total of 730.
- 80% or 4 from a total of 5 requests for cross-border operations were facilitated, in relation to requests received from INTERPOL member countries, against a set target of 100%. Disaster Management Act Regulations to curb the spread of COVID-19 prohibited travels, resulting in the cancellation of cross-border operations.
- 66.67% or 8 from a total of 12 arrests of identified transnational crime suspects were facilitated, in relation to requests received from INTERPOL member countries, against a set target of 100%. Arrests are dependent on a number of factors that require the involvement and endorsement by other government departments and non-compliance to the requirements has legal implications.

# **PROGRAMME 5 – PROTECTION AND SECURITY SERVICES**

## **ACHIEVEMENT OF TARGETS (QUARTER 4 OF 2020/2021)**

- No security breaches were reported during in-transit protection by the Protection and Security Services Division.
- No security breaches were reported at identified government installations and identified VIP residences by the Protection and Security Services Division.
- 18.75% or 24 strategic installations were audited by Protection and Security Services, during quarter 4, against the set target of 17.97% or 23. One additional audit was conducted at the Department of Mineral Resource, in the Mpumalanga Province. The achievement is calculated against the total for the year (128).
- 19.62% or 41 National Key Points were evaluated by Protection and Security Services, during quarter 4, against the set target of 19.62% or 41. The achievement is calculated against the total for the year (209).
- No security breaches were reported during in-transit protection by the Presidential Protection Service Component.
- No security breaches were reported at identified government installations and identified VIP residences by the Presidential Protection Service Component.
- 18,18% or 2 National Key Points were evaluated by Presidential Protection Service, during quarter 4, against a set target of 27.27% or 3. Securing an appointment at one National Key Point, prior to its original appointment date, was possible. The NKP was evaluated, in quarter 1. The achievement is calculated against the total for the year (11).



PROGRAMME 1:

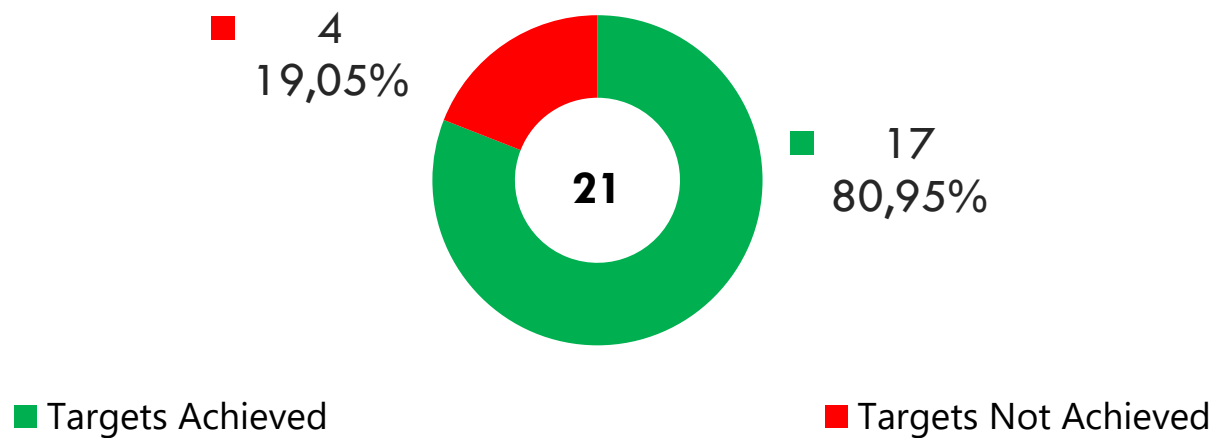
# ADMINISTRATION



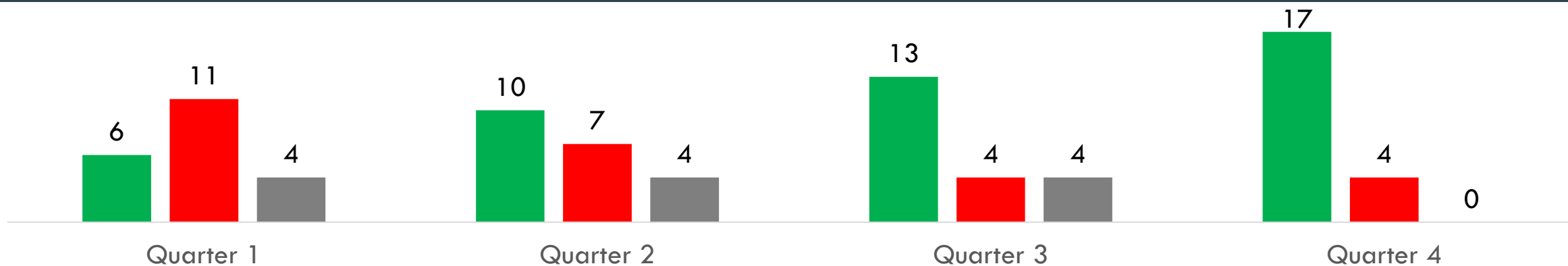
# PROGRAMME 1 - ADMINISTRATION

## Performance Overview

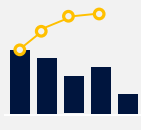
### Overview



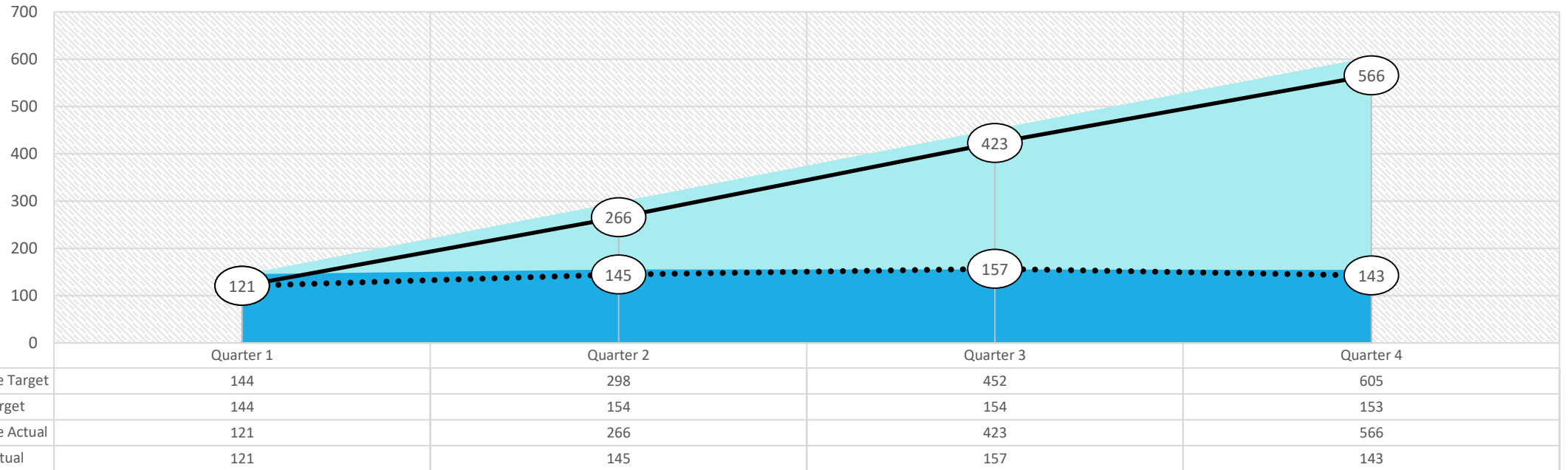
### Breakdown per Quarter



# PROGRAMME 1: ADMINISTRATION



**Number of SAPS-owned firearms reported as stolen/lost (Target: Reduce to 605 (10%))**



## Reasons for Deviation From Set Target

Less firearms were stolen/lost, due to the COVID-19 lockdown, resulting in a decline of crimes committed against members, including, but not limited to, housebreaking, robbery and negligence.


Provinces and Divisions were sensitised, via a quarterly letter, addressing lost/stolen SAPS-owned firearms.

Dot-peen marking (bar coding) of all official firearms.

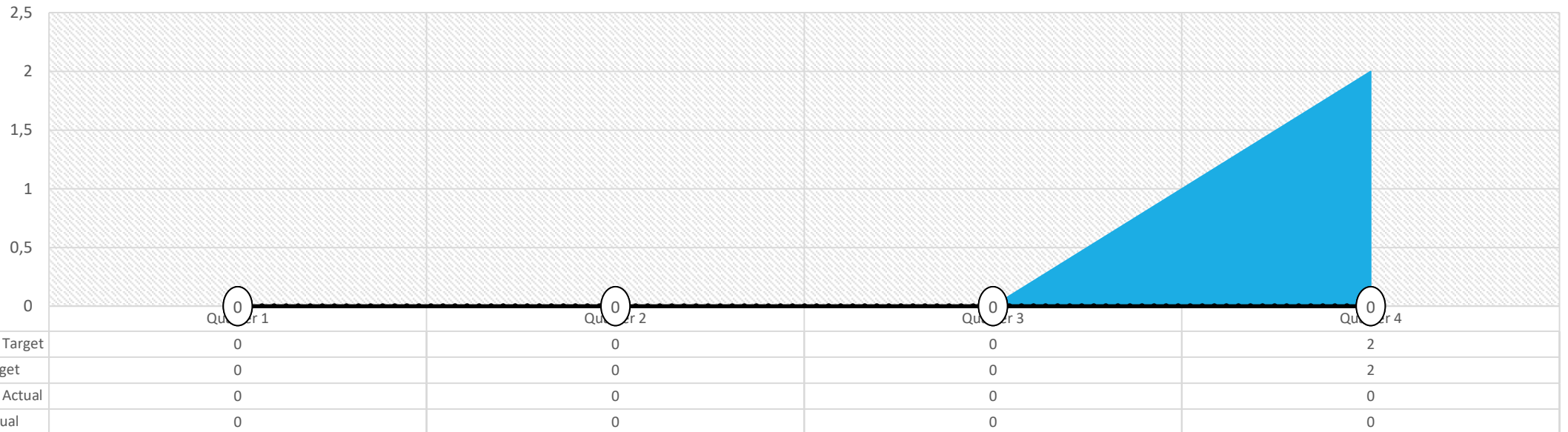
Firearms are Integrated Ballistic Information System (IBIS) tested, to ensure that all SAPS are profiled.

Biannual inspection and certification of all official firearms.

# PROGRAMME 1: ADMINISTRATION



The number of new police stations established, as per the SAPS Infrastructure Development Programme,  
(Target: 2)



## Reasons for Deviation From Set Target

The use of the previously appointed consultants was not approved by National Treasury.

The non-availability of registered professionals within the SAPS, had a negative effect on the finalisation of the tender processes.

The acquiring of services from the Department of Defence and the Department of Correctional Services were unsuccessful.

The deviation submitted to the National Treasury for the use of internal resources was not approved.

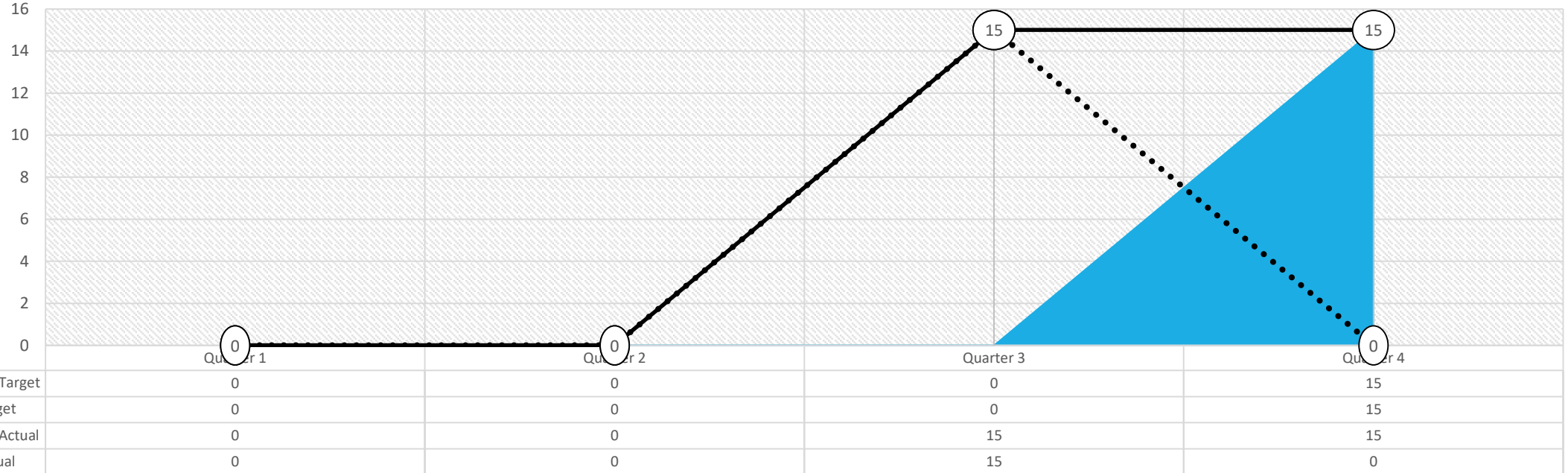
The delay of the connection of electricity by Eskom.

Specialised services (mechanical and electrical), could not be executed by internal resources (Infrastructure Maintenance Services), due to a lack of expertise.

# PROGRAMME 1: ADMINISTRATION



The number of mobile contact points procured (Target: 15)

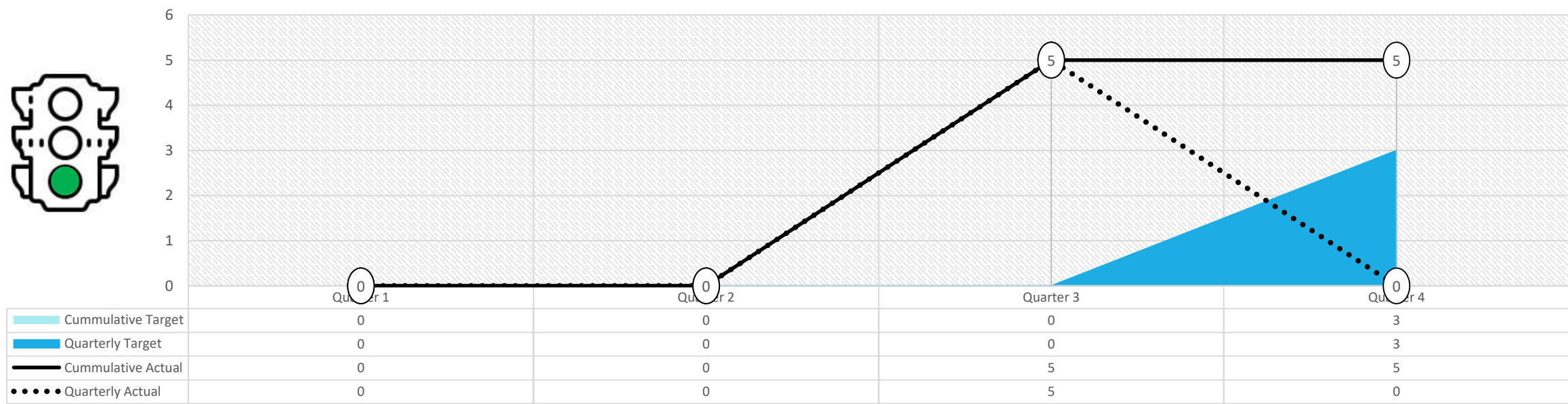


## Reasons for Deviation From Set Target

A total of 30 chassis cab trucks were procured, 15 in 2018/2019 and 15 in 2020/2021. Procurement for conversion was procured for 15 units, in 2020/2021, as per the capacity of the contractor and funds available, for 2020/2021. The contract for conversion for the chassis cab trucks procured, in 2018/2019, could not be established, in 2019/2020. The order to procure the conversion of chassis cab trucks into mobile contact points was placed, on 27 November 2020. A total of 12 units were completed and delivered to SAPS.

# PROGRAMME 1: ADMINISTRATION

Number of identified digital radio communication infrastructure sites modernised and implemented  
(Target: 3 high sites)



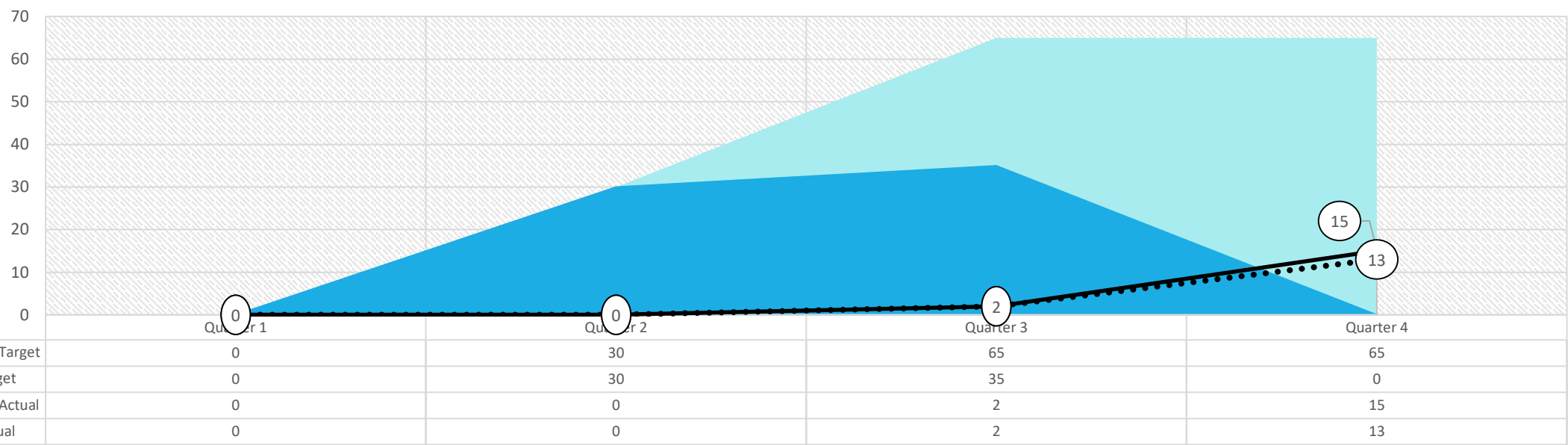
## Reasons for Deviation From Set Target

The annual target was achieved in quarter 3.

# PROGRAMME 1: ADMINISTRATION



Number of identified National Network Communication Infrastructure sites modernised and implemented  
(Target: 65 WAN sites)

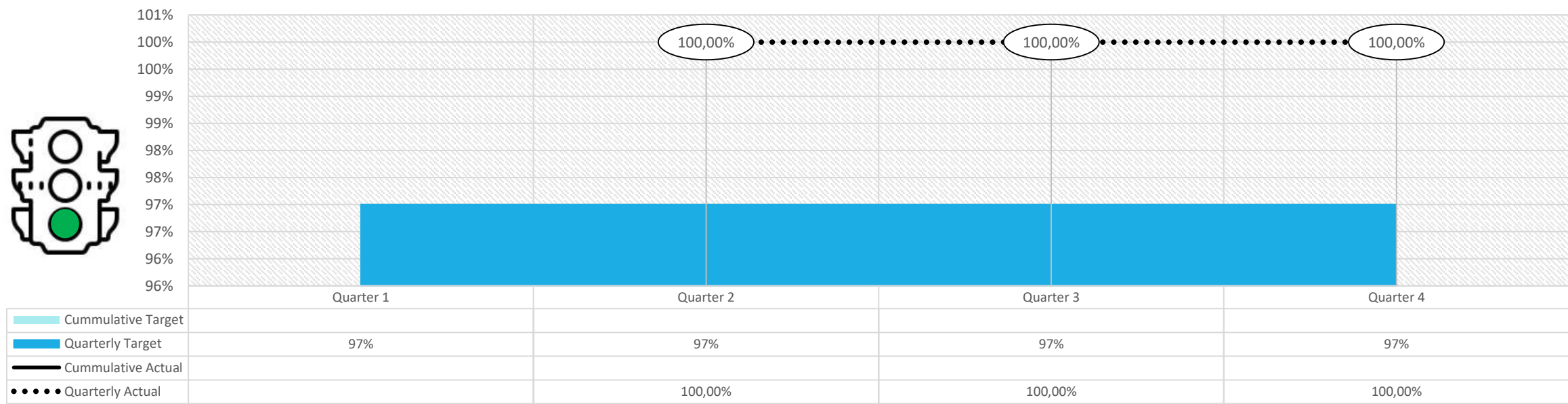


## Reasons for Deviation From Set Target

Delays by State Information Technology Agency to deliver Juniper Equipment for sites, in the Free State and North West Provinces.

# PROGRAMME 1: ADMINISTRATION

Percentage of learners assessed and declared competent upon completion of specified training in prioritised training areas: Crime Prevention (Target: 97% of learners assessed and declared competent)

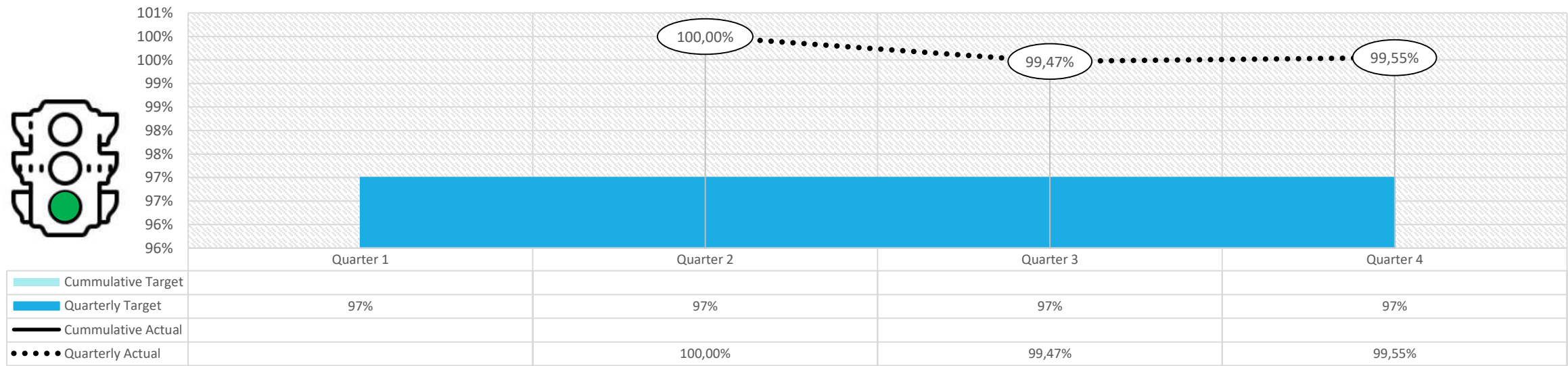


## Reasons for Deviation From Set Target

All learners, who were trained, were assessed and declared competent.

# PROGRAMME 1: ADMINISTRATION

Percentage of learners assessed and declared competent upon completion of specified training in prioritised training areas: Crimes committed against women and children (Target: 97% of learners assessed and declared competent)



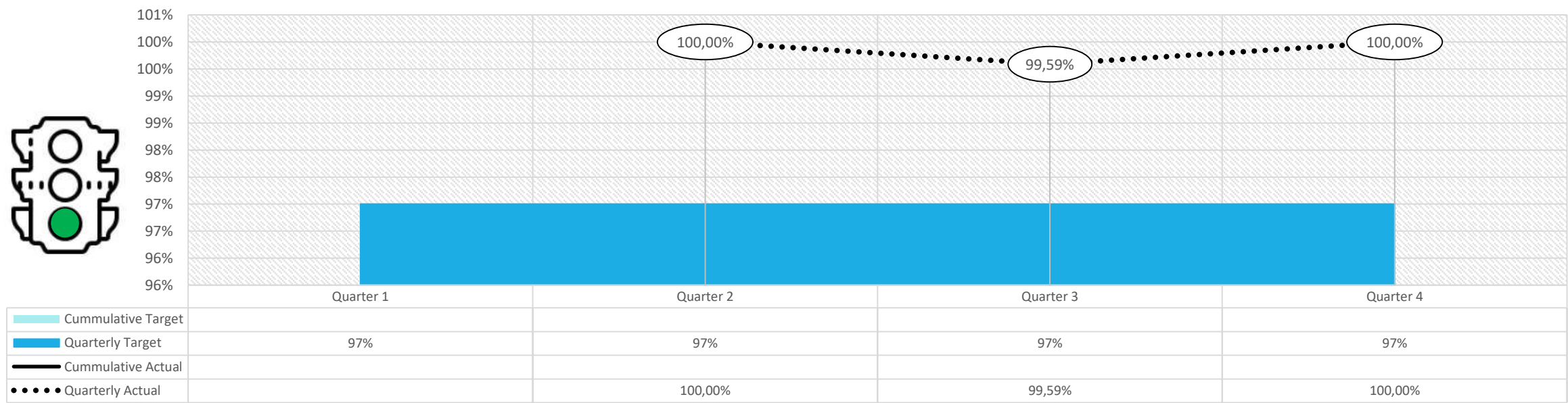
## Reasons for Deviation From Set Target

One member that was assessed was not declared competent.



# PROGRAMME 1: ADMINISTRATION

Percentage of learners assessed and declared competent upon completion of specified training in prioritised training areas: Crime Investigations (Target: 97% of learners assessed and declared competent)

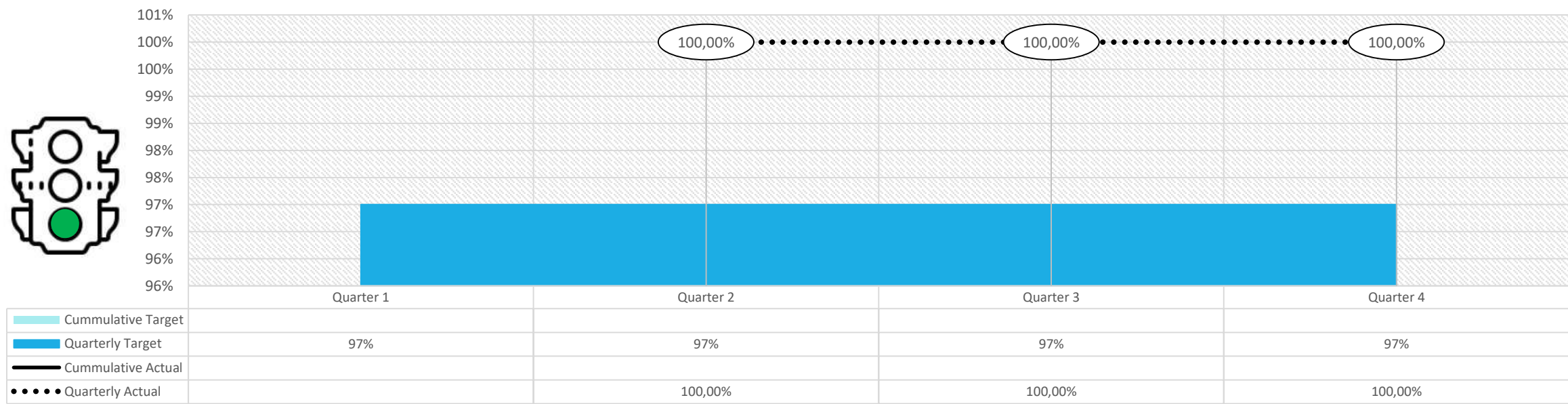


## Reasons for Deviation From Set Target

All learners, who were trained, were assessed and declared competent.

# PROGRAMME 1: ADMINISTRATION

Percentage of learners assessed and declared competent upon completion of specified training in specialised capabilities: Public Order Policing (Target: 97% of learners assessed and declared competent)

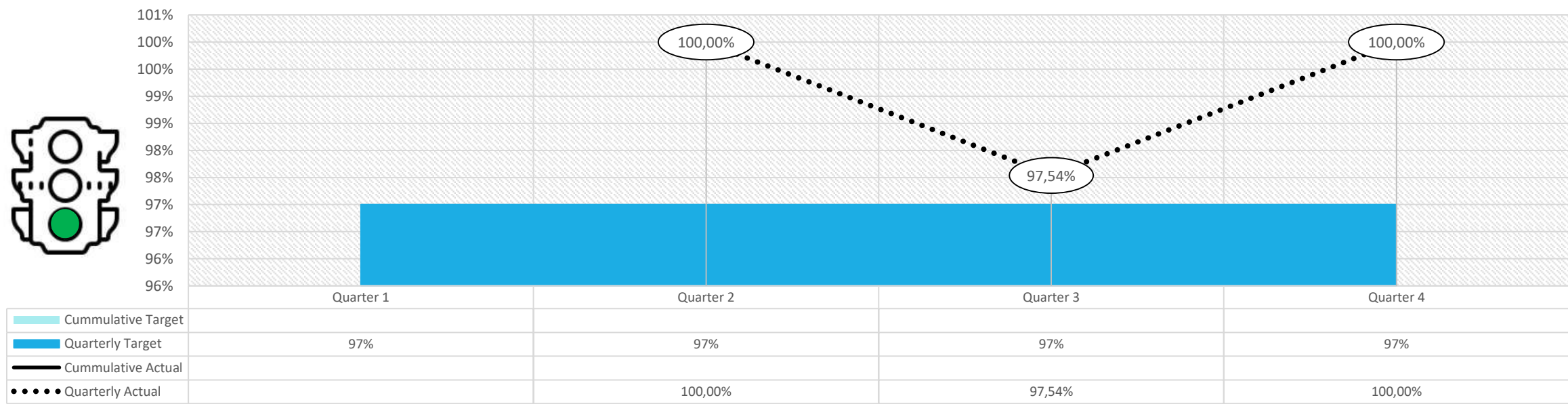


## Reasons for Deviation From Set Target

All learners, who were trained, were assessed and declared competent.

# PROGRAMME 1: ADMINISTRATION

Percentage of learners assessed and declared competent upon completion of specified training in specialised capabilities: Forensic Science (Target: 97% of learners assessed and declared competent)

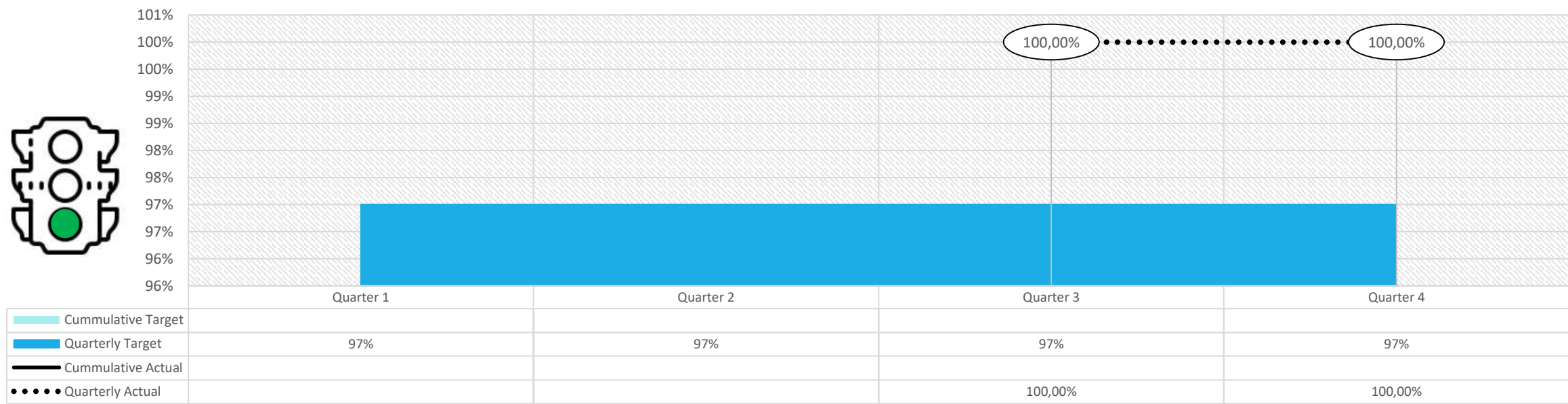


## Reasons for Deviation From Set Target

All learners, who were trained, were assessed and declared competent.

# PROGRAMME 1: ADMINISTRATION

Percentage of learners assessed and declared competent upon completion of specified training in specialised capabilities: Crime Intelligence (Target: 97% of learners assessed and declared competent)

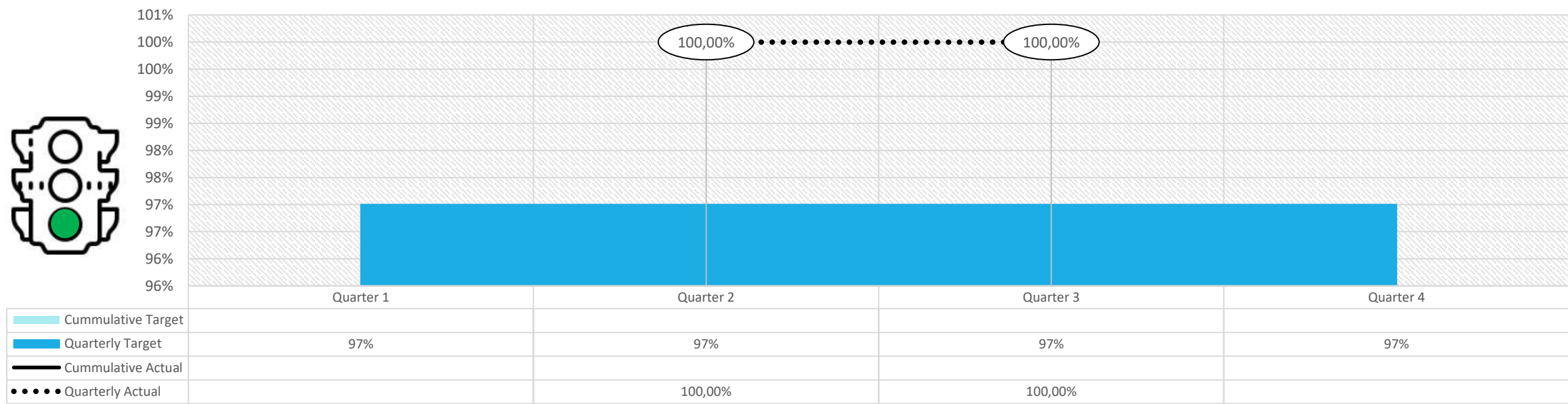


## Reasons for Deviation From Set Target

All learners, who were trained, were assessed and declared competent.

# PROGRAMME 1: ADMINISTRATION

Percentage of learners assessed and declared competent upon completion of specified training in specialised capabilities: Cybercrime (Target: 97% of learners assessed and declared competent)

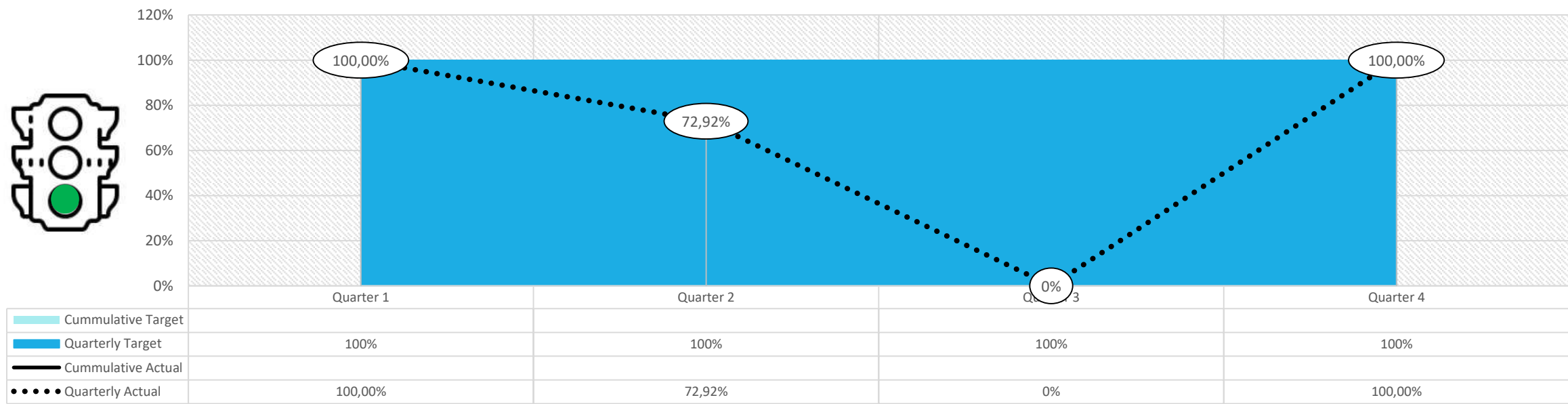


## Reasons for Deviation From Set Target

No training was planned for quarter 4, in terms of the Training Provisioning Plan.

# PROGRAMME 1: ADMINISTRATION

Percentage compliance with the SAPS’ Ethics and Integrity Plan (Target: 100% compliance, within prescribed time frames)

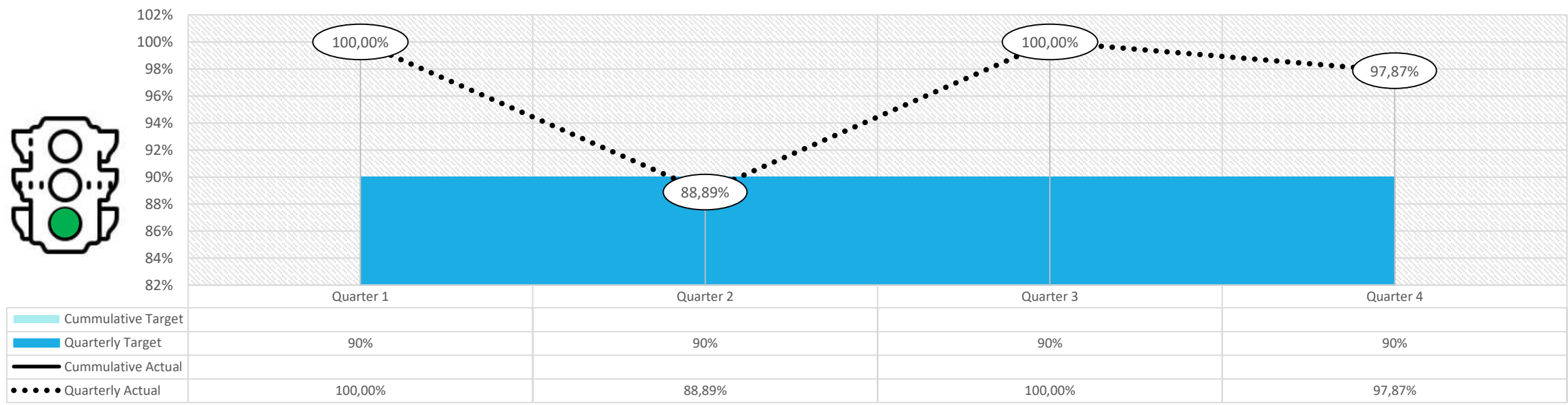


## Reasons for Deviation From Set Target

More integrity advocacy and awareness programmes were completed than planned for, due to COVID-19 operations, as well as additional requests from business units.

# PROGRAMME 1: ADMINISTRATION

Percentage of IPID-related cases finalised within the prescribed timeframe (Target: 90% within 60 calendar days)

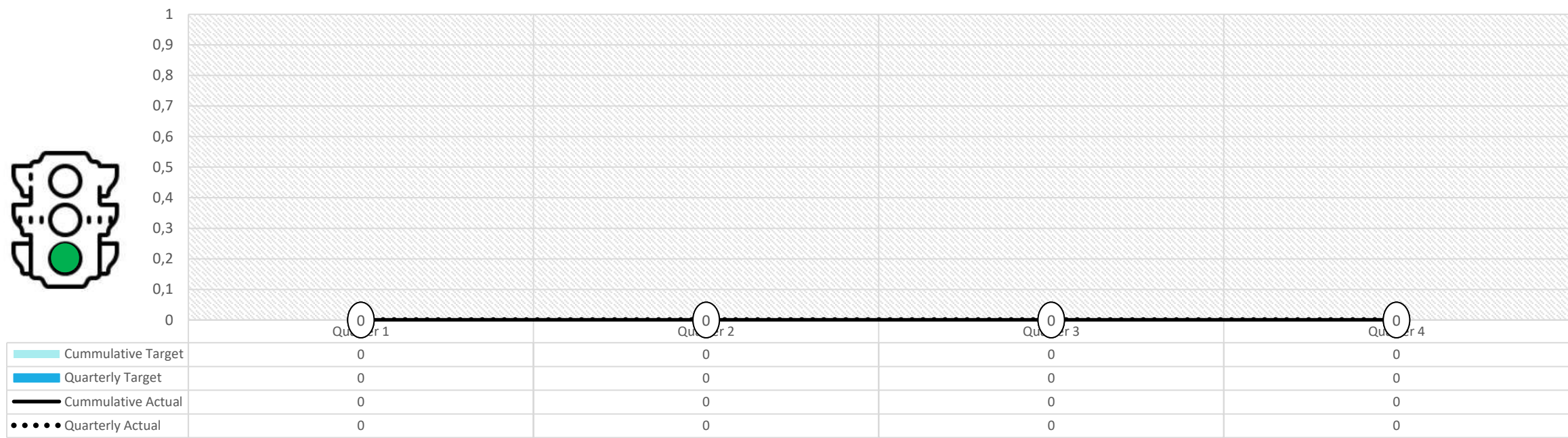


## Reasons for Deviation From Set Target

Constant engagement with a view of providing guidance to fast track the finalisation of cases.  
Ensured guidance and directives by provincial conduct committees.

# PROGRAMME 1: ADMINISTRATION

Number of incidents of unauthorised expenditure (Target: Zero incidents)



## Reasons for Deviation From Set Target

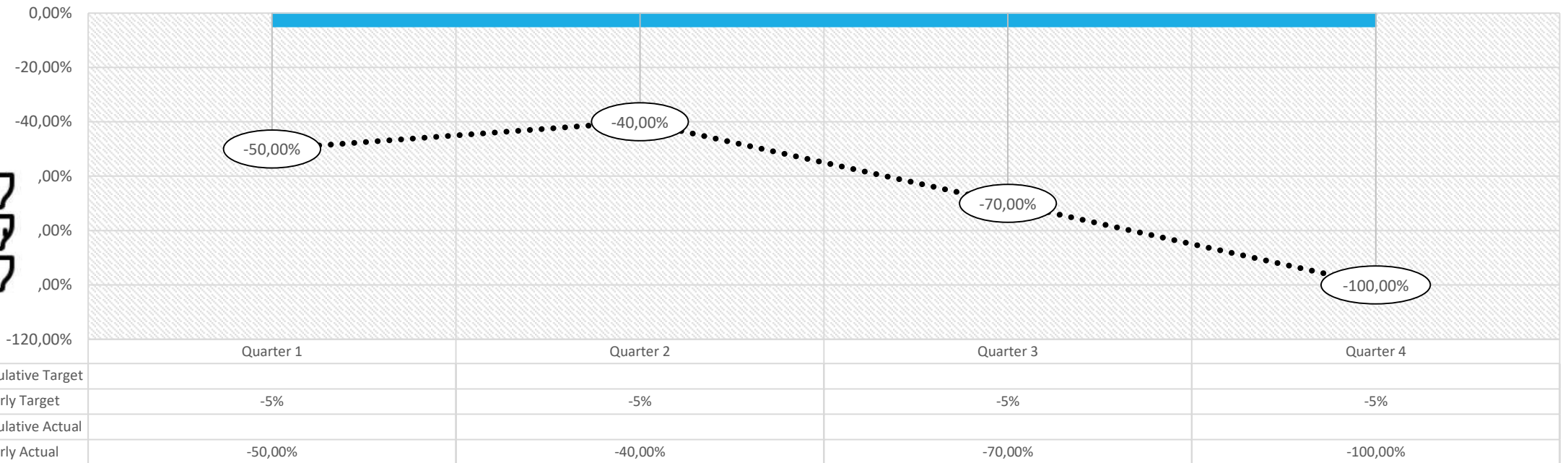
Not applicable.



# PROGRAMME 1: ADMINISTRATION



Percentage decrease in the number of incidents of irregular expenditure (Target: -5%)



## Reasons for Deviation From Set Target

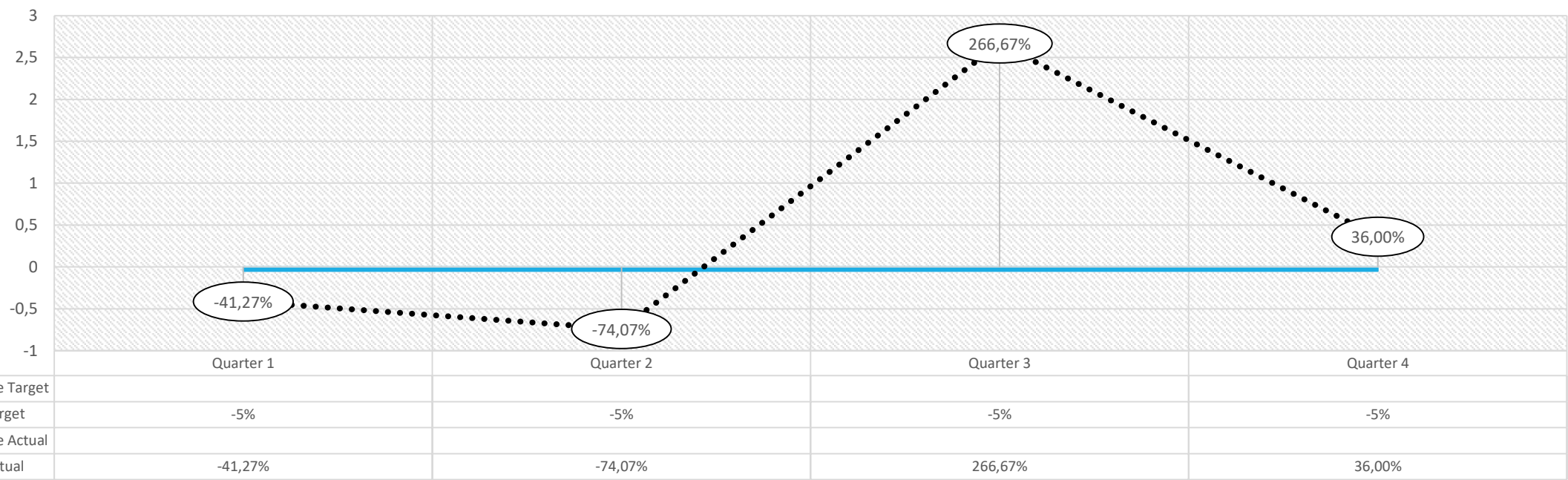
A project plan was developed to conduct National Intervention Road Show to all Divisions and Provinces, with the main objective to provide guidance to the Provincial and Divisional Irregular Expenditure Committees, to finalise and prevent irregular expenditure.

Contact sessions/roadshows were conducted with all Provinces and virtual sessions were held with Divisions, where long outstanding cases on the irregular expenditure register were discussed.

# PROGRAMME 1: ADMINISTRATION



Percentage decrease in the number of incidents of fruitless and wasteful expenditure (Target: -5%)



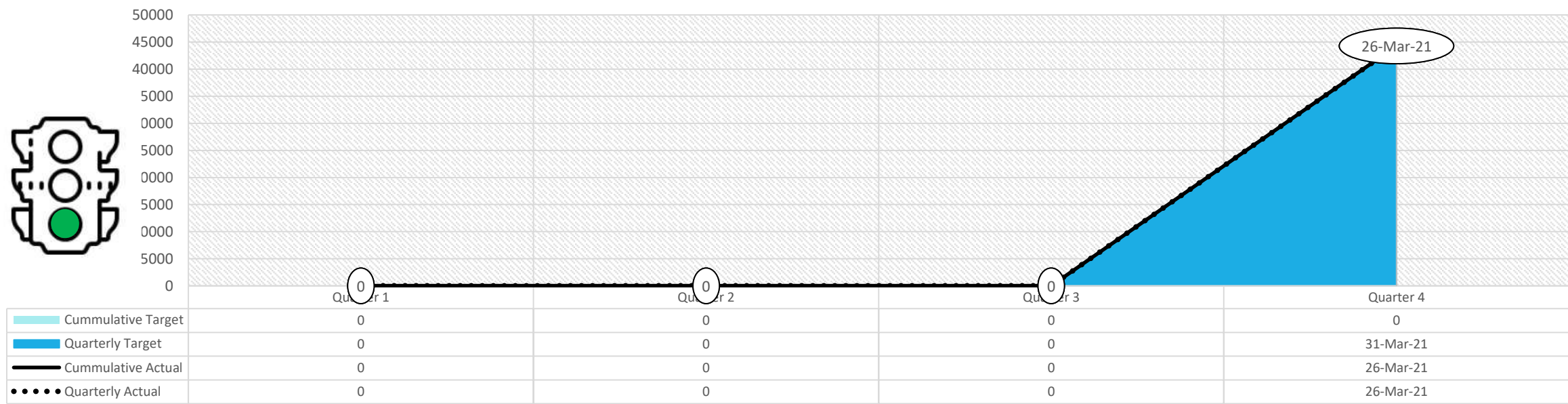
## Reasons for Deviation From Set Target

One case was confirmed for penalties on licence fees and one case for towing cost.

# PROGRAMME 1: ADMINISTRATION



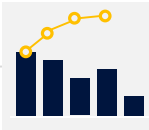
Approved and implemented SAPS Corporate Governance Framework (Target: Developed SAPS Corporate Governance Framework implemented, by 31 March 2021)



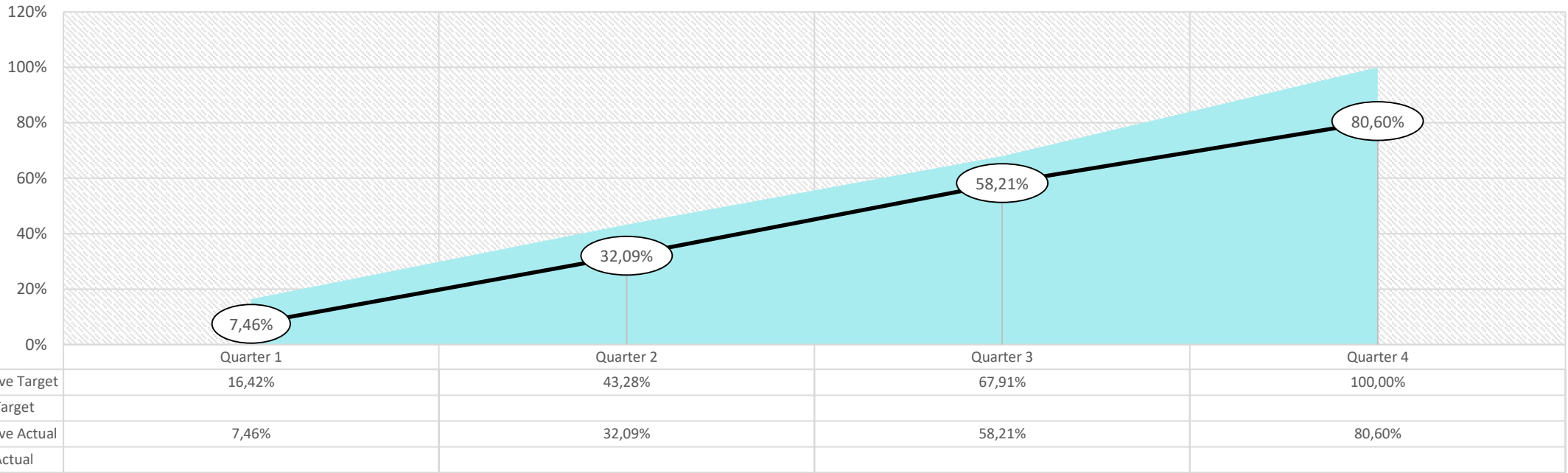
## Reasons for Deviation From Set Target

The Corporate Governance Framework was developed, submitted to the Accounting Officer, on 26 March 2021 and signed, on 30 March 2021.

# PROGRAMME 1: ADMINISTRATION



Percentage of audits completed, in terms of the Internal Audit Plan (Target: 100% (134))



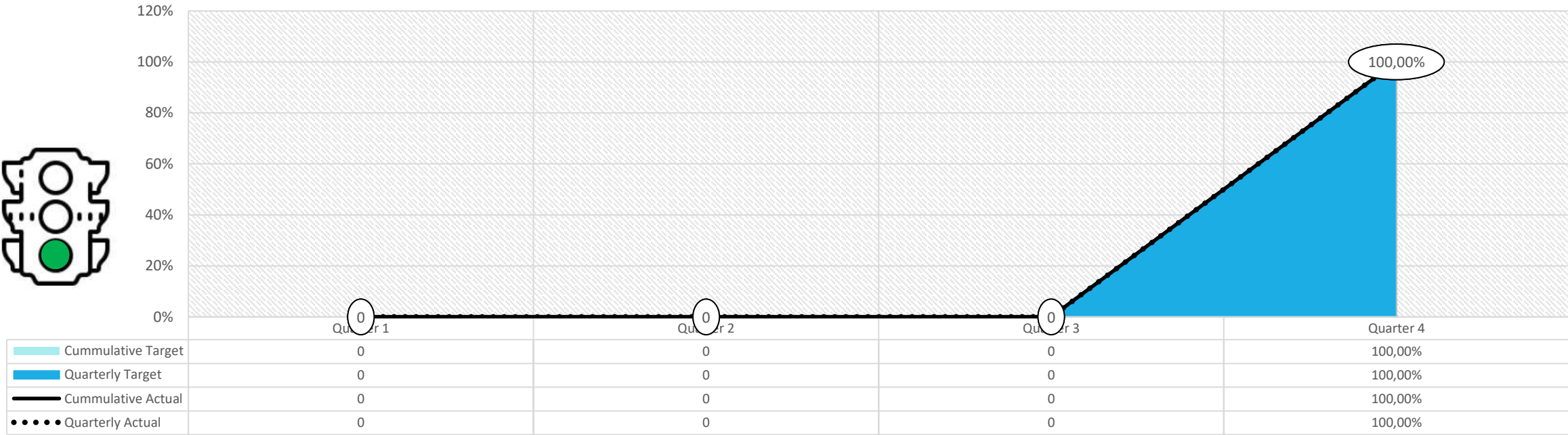
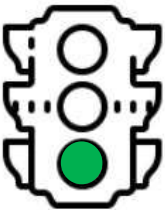
## Reasons for Deviation From Set Target

The delays caused by auditees in providing comments for the final draft reports.  
The unavailability of auditees to conduct exit meetings, due to other priorities.  
Delays caused by the client in submitting required information to proceed with an audit.  
Note that the quarterly targets and actuals were recalculated, based on the revised annual target of 134.

# PROGRAMME 1: ADMINISTRATION



Percentage of planned forensic investigations finalised (Target: 100% (8))



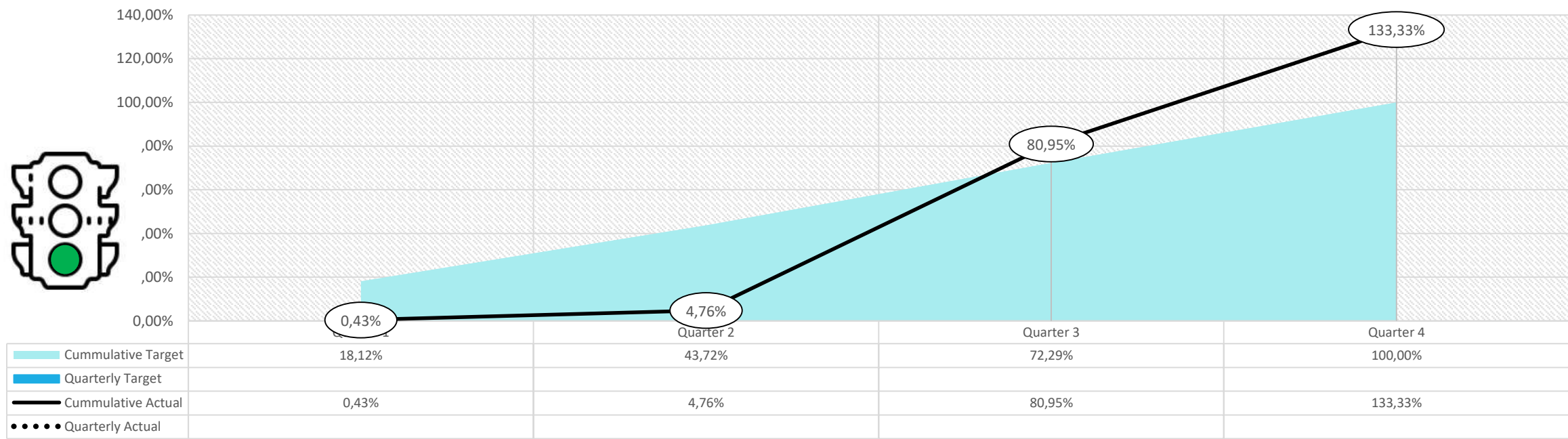
## Reasons for Deviation From Set Target

Not applicable.

# PROGRAMME 1: ADMINISTRATION



Percentage of inspections executed, in terms of the approved Inspection Plan (Target: 100% (231))



## Reasons for Deviation From Set Target

A total number of 77 planned inspections were conducted, in addition to the planned inspections. These inspections were not part of the set target, but were executed, on request by the Office of the Minister, the Deputy Minister, the National Commissioner or Provincial Commissioners. Inspections, at the identified sites, were to address specific service delivery issues.

Furthermore, the Inspectorate developed an Adaptive Inspection Model, due to the COVID-19 pandemic. The main purpose of the Model was to limit exposure of personnel at inspection sites, which required less personnel on a site for inspection. This allowed for the division of personnel to cover more sites in a shorter period of time, in conjunction with a reduced assessment tool.



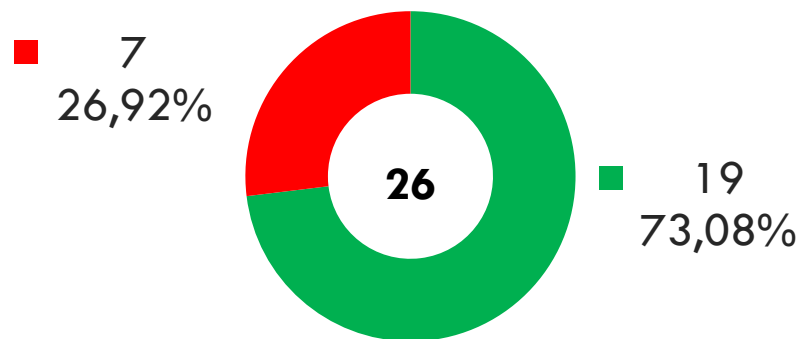
PROGRAMME 2:

# VISIBLE POLICING

# PROGRAMME 2 – VISIBLE POLICING

## Performance Overview

### Overview

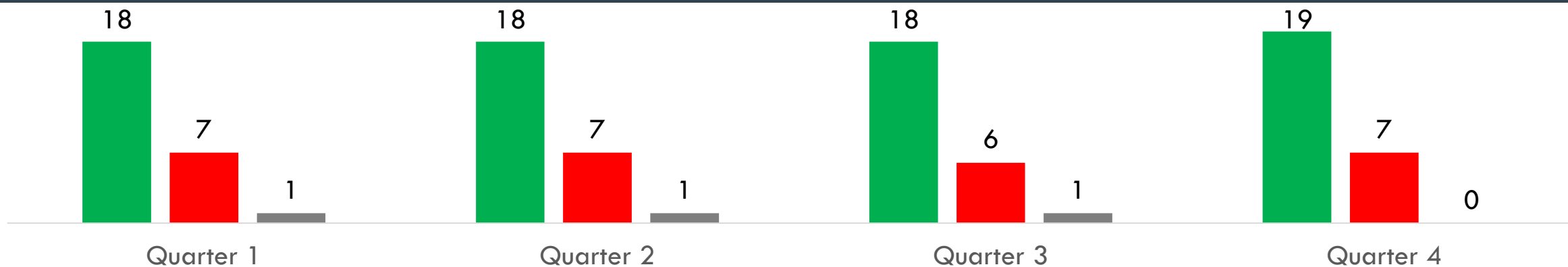


■ Targets Achieved

■ Targets Not Achieved

■ Annual Targets

### Breakdown per Quarter

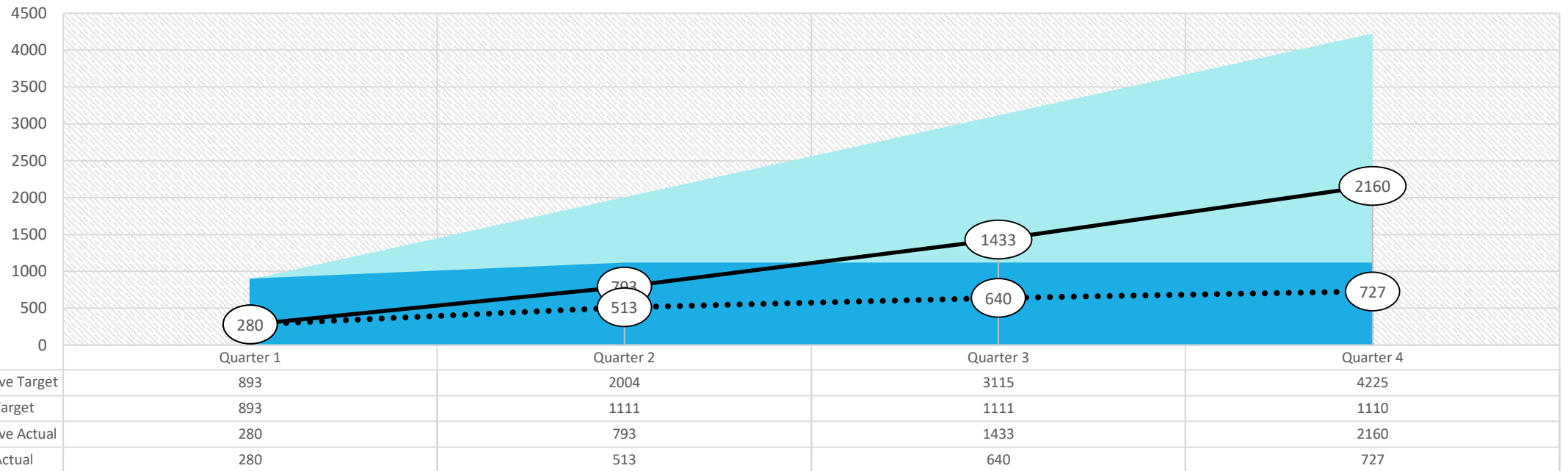




## PROGRAMME 2: VISIBLE POLICING



Number of stolen, lost and illegal firearms recovered (Target: Increase to 4 225 (0,5%))



### Reasons for Deviation From Set Target

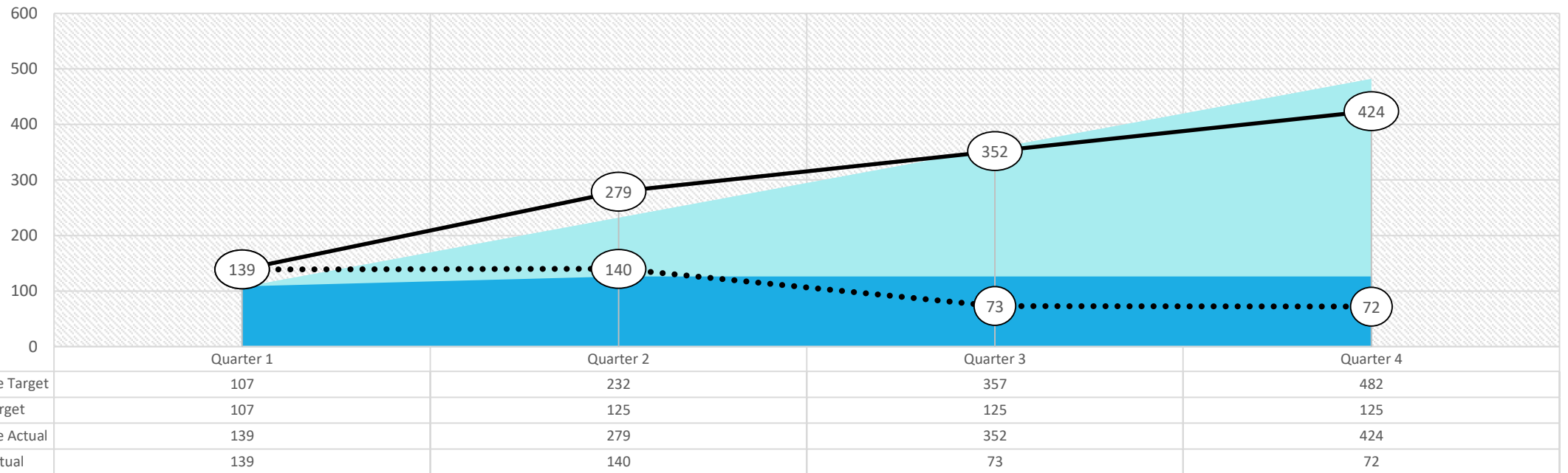
The rotation of members, in response to the adjusted alert levels of the COVID-19 Pandemic, between April 2020 and March 2021, resulted in fewer members on duty and lesser operations, to retrieve lost/stolen firearms.

Late and non-circulation of firearms at police station level.

## PROGRAMME 2: VISIBLE POLICING



**Number of identifiable stolen/lost SAPS firearms recovered (Target: Increase to 482 (5%))**



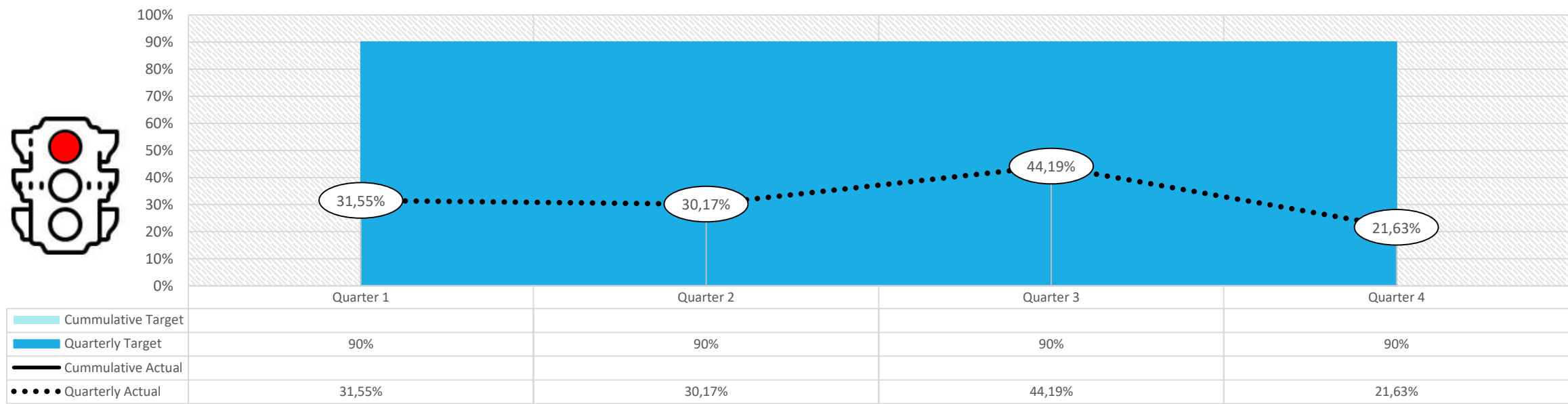
### Reasons for Deviation From Set Target

The rotation of members, in response to the adjusted alert levels of the COVID-19 Pandemic, between April 2020 and March 2021, resulted in fewer members on duty and lesser operations, to retrieve lost/stolen firearms.

Late and non-circulation of firearms at police station level.

# PROGRAMME 2: VISIBLE POLICING

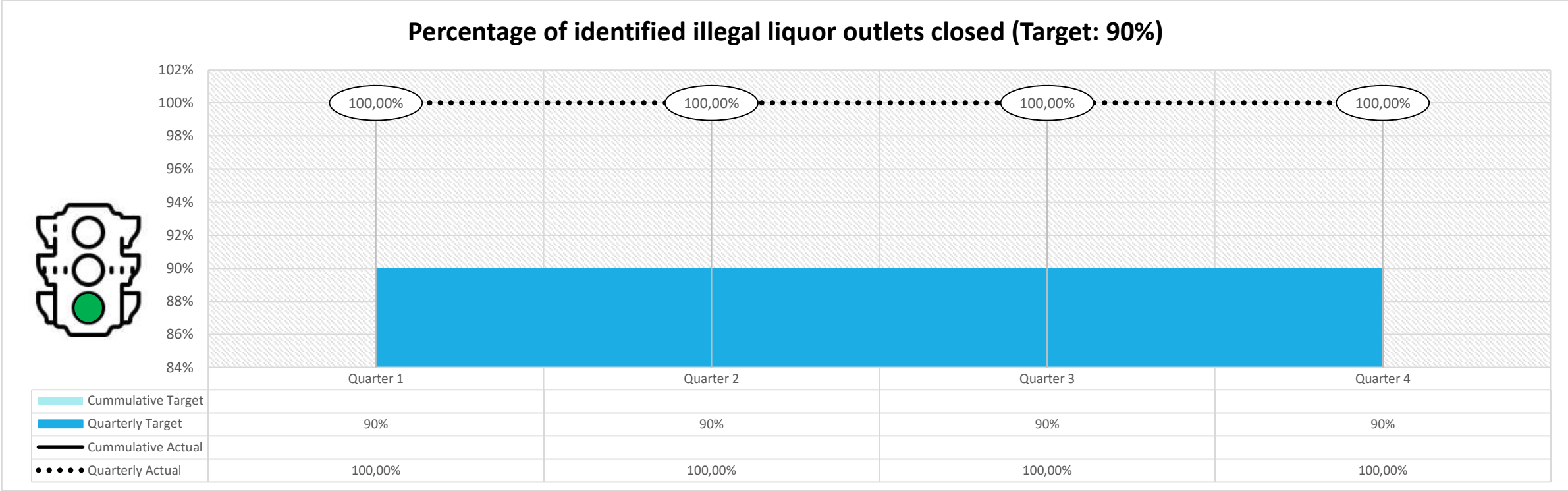
Percentage of applications for new firearm licenses finalised within 120 working days (Target: 90% of new applications finalised within 120 working days)



## Reasons for Deviation From Set Target

A shortage of personnel, due to the COVID-19 rotation system (50% available at a time).  
The lack of Integrated Ballistics Identification System (IBIS) reports delayed the processing of applications.  
The incorrect capturing of information at police station level, due to the Police Financial Management System.

# PROGRAMME 2: VISIBLE POLICING



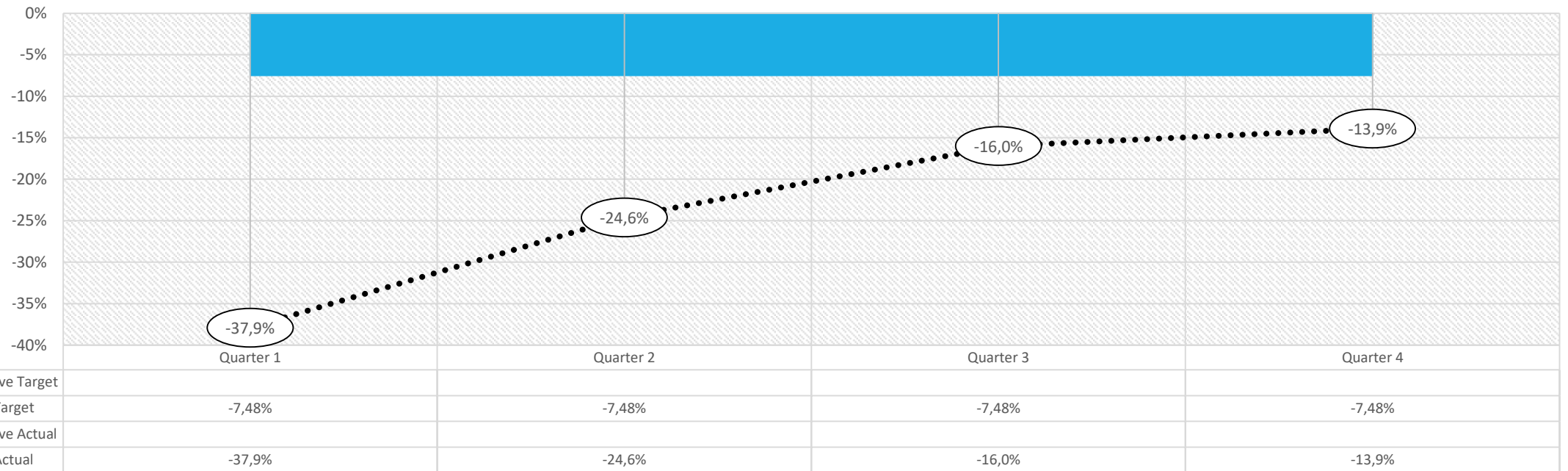
## Reasons for Deviation From Set Target

This forms part of crimes mostly dependant on police action for detection, which occurs during day-to-day patrols or operations conducted. The positive identification of illegal liquor outlets, requires that a SAPS member physically visit the premises in question, to confirm that an individual is allegedly selling liquor and to confirm that the liquor is being sold by a person that is not in possession of a valid liquor licence or registration. The SAPS member who has conducted the positive identification is obliged, in terms of the SAPS Act, 1995 (Act No 68 of 1995), to place the individual under arrest and to confiscate the liquor, which is being held on the premises.

# PROGRAMME 2: VISIBLE POLICING



Percentage reduction in the number of contact crimes (Target: Reduce to 575 696 (-7.48%))



## Reasons for Deviation From Set Target

Operations were initiated at station, district, provincial and national level informed by crime analysis and crime intelligence.

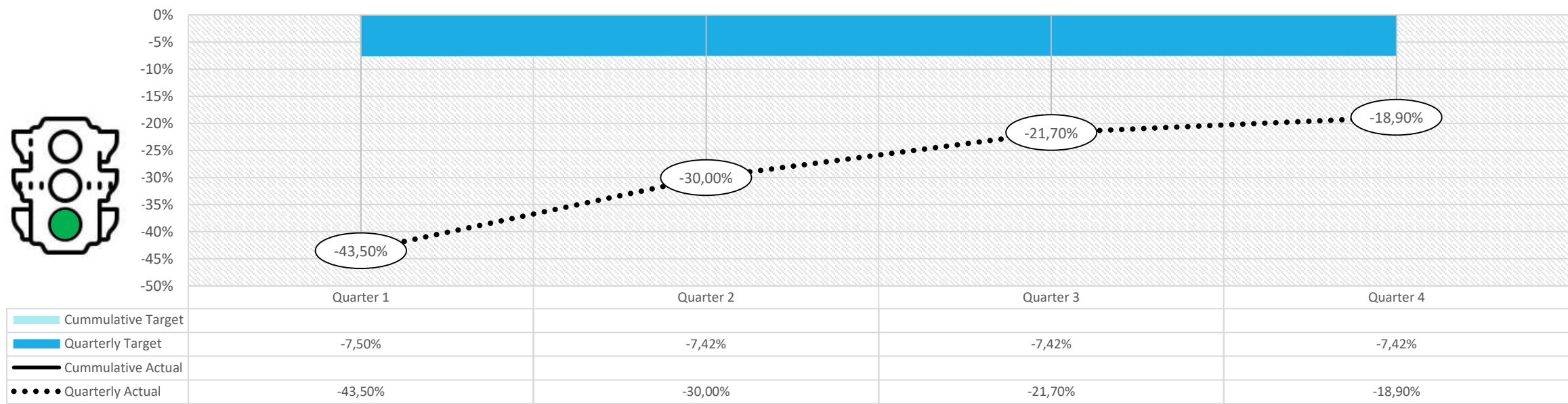
Force multipliers, such as reservists, K9 Units, Rapid Rail, Metropolitan Police Service, as well as other government departments joined resources during these operations.

Cooperation between the SAPS and the community.

The call by the President to communities and government on all levels, to work together in the fight against crime, shows the seriousness of government to reduce crime.

# PROGRAMME 2: VISIBLE POLICING

Percentage reduction in the number of contact crimes at the Top 30 High Contact Crime Weight Stations  
(Target: Reduce to 87 234 (-7.42%))



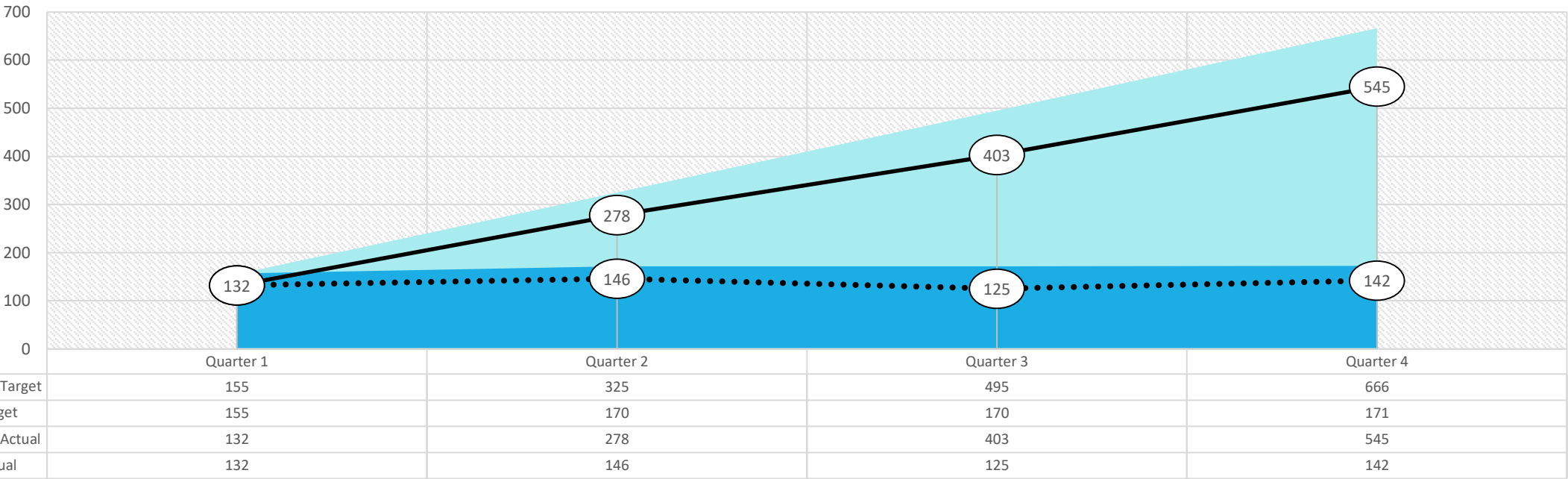
## Reasons for Deviation From Set Target

The top 30 stations, where most contact crime were reported nationally were identified, in order to implement intensive crime combating operations from district, provincial and national level.

# PROGRAMME 2: VISIBLE POLICING




Number of escapees from custody (Target: Reduce to 666 (-2%))



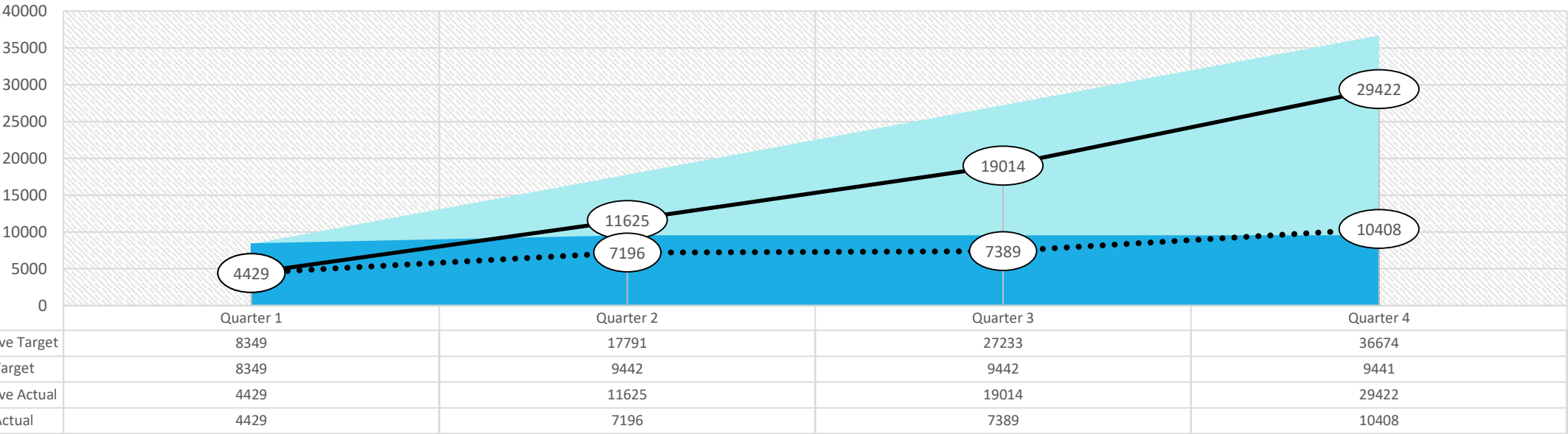
## Reasons for Deviation From Set Target

An approved National Plan and Impact Assessment circulated to Provincial Commissioners for implementation, supported by provincial plans. All incidents of escapes are being investigated and disciplinary action initiated.

# PROGRAMME 2: VISIBLE POLICING



Number of stolen/robbed vehicles recovered (Target: Maintain the number of stolen/robbed vehicles recovered at 36 674)



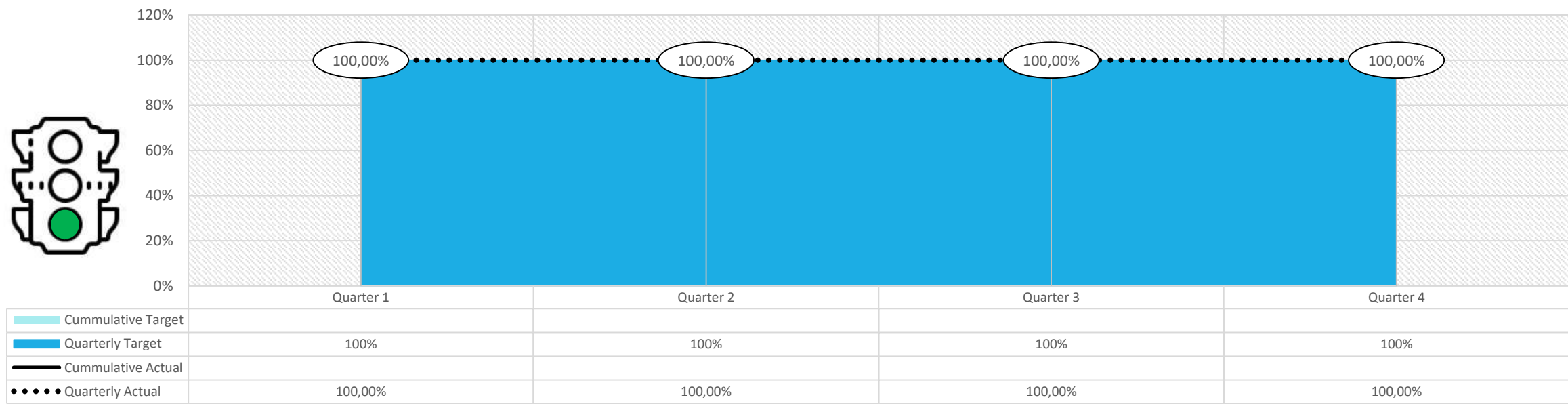
## Reasons for Deviation From Set Target

The enforcement of national disaster regulations affected the availability and distribution of manpower, as well as physical resources.



# PROGRAMME 2: VISIBLE POLICING

Percentage of functional police stations rendering a victim-friendly service to victims of crime, including GBVF (Target: 100% of functional police stations)

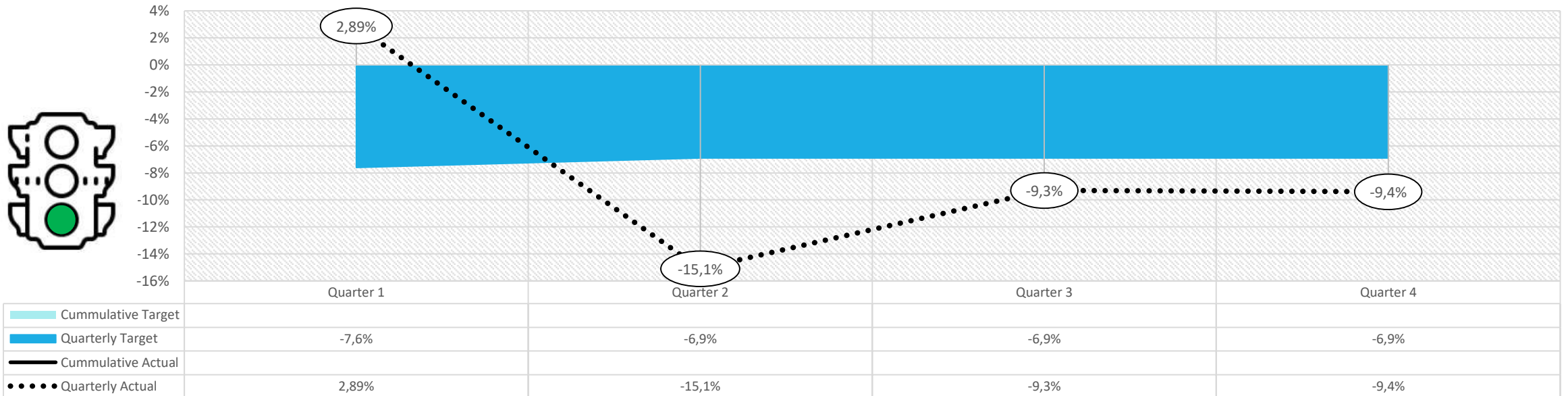


## Reasons for Deviation From Set Target

All police stations meet at least two of the three set criteria for rendering a victim-friendly service.

## PROGRAMME 2: VISIBLE POLICING

**Percentage reduction in the number of contact crimes against women (18 years and above) (Target: Reduce to 159 210 (-6,9%))**



### Reasons for Deviation From Set Target

Intensified awareness campaigns on crimes against women, to inform the community on the protection of women.

A continuation of police visibility, to enforce the containment and management of COVID-19, during level 1, resulted in the achievement of the target.

Operation Safer Festive Season positively impacted in the decrease in crimes committed against women.

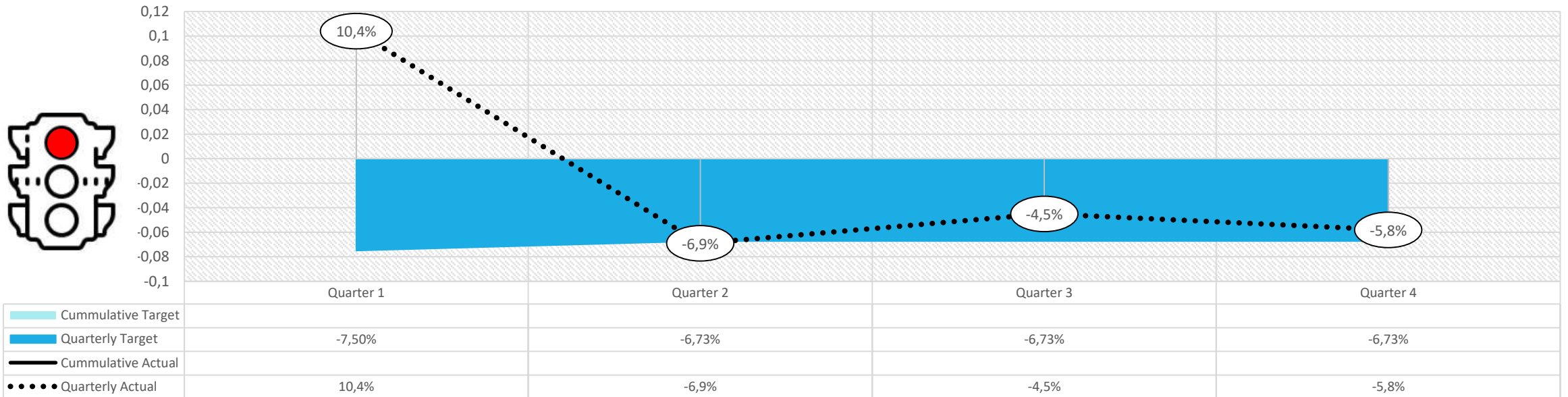
The ban on the sale of liquor over weekends, contributed to the decrease in all categories of crimes against women.

Increased awareness, through the national media by the President, the Minister of Police and other political leaders and through social networks.

Note that the source from which data was drawn, for 2019/2020 is different from the source from which the data was drawn, for 2020/2021.

## PROGRAMME 2: VISIBLE POLICING

**Percentage reduction in the number of contact crimes against children (below 18 years) (Target: Reduce to 39 497 (-6,73%))**



### Reasons for Deviation From Set Target

Although the target was not achieved, a continuation of police visibility, to enforce the containment and management of COVID-19 during level 1, resulted in the reduction of crimes against children.

Operation Safer Festive Season, positively impacted in the decrease in crimes committed against children.

The ban on the sale of liquor over weekends contributed to the decrease in assault with grievous bodily harm, common assault and attempted murder cases against children.

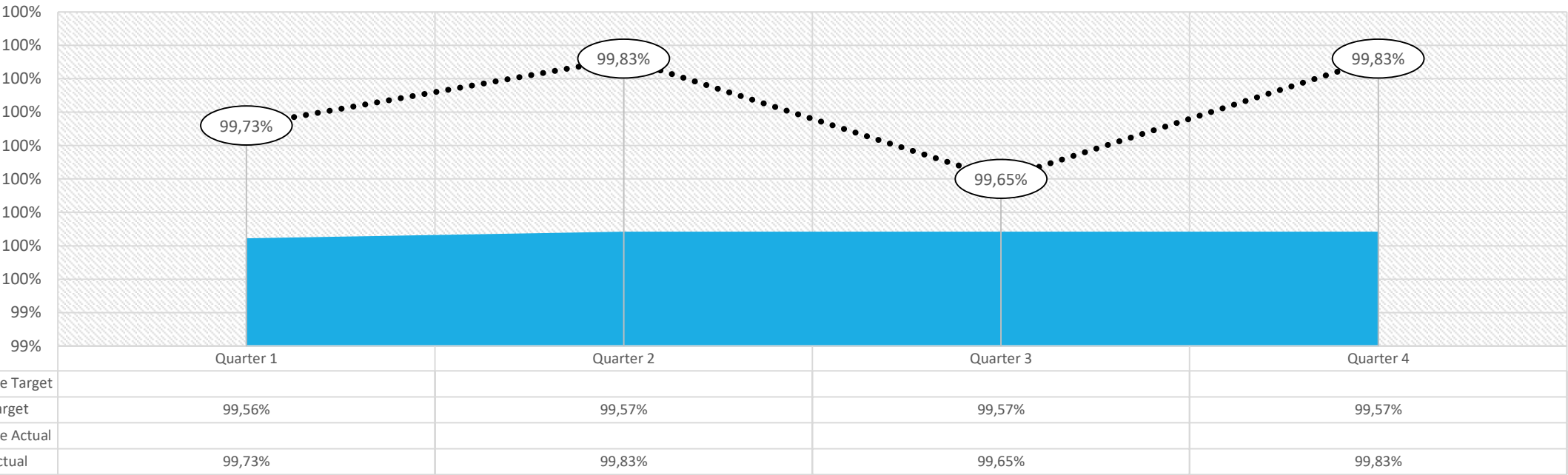
Increased awareness through national media by the President, the Minister of Police and other political leaders and through social networks.

Note that the source from which data was drawn, for 2019/2020 is different from the source from which the data was drawn, for 2020/2021.

# PROGRAMME 2: VISIBLE POLICING



Percentage of police stations that have functional Community Police Forums (Target: 99,57%)



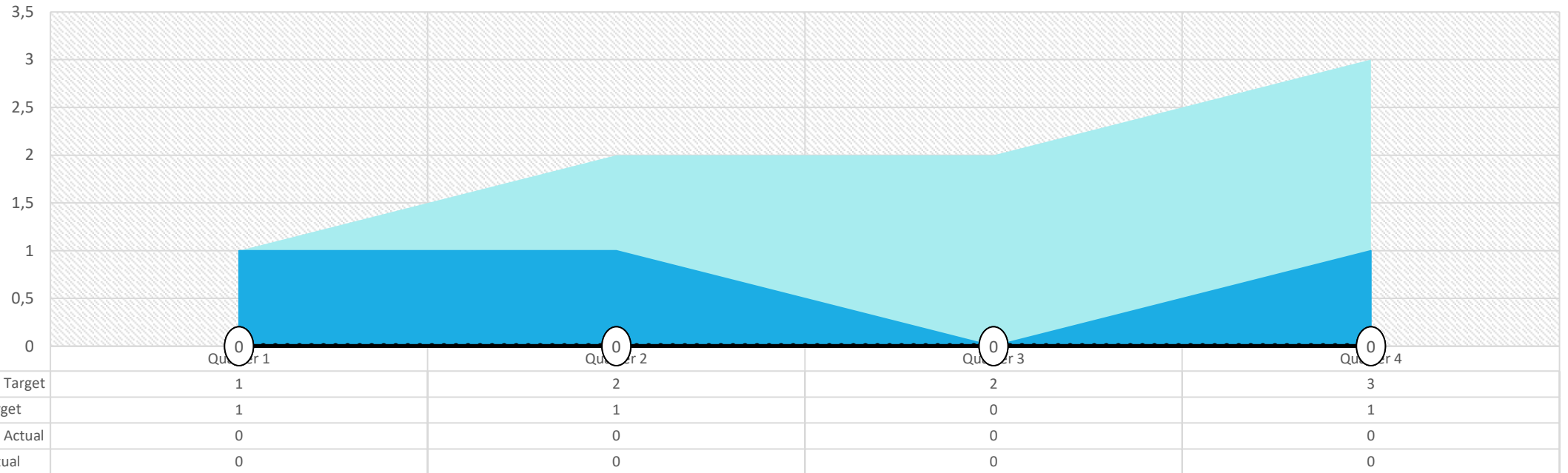
## Reasons for Deviation From Set Target

Weperner Police Station is not functional. The Executive CPF Committee resigned and a new executive committee is to be elected.  
Moletlane Police Station is not officially opened.  
Boetsap, Kubusiedrift and Mokopong Police Stations are exempted from having a CPF, as they have no community in the policing precinct, only seasonal workers.

## PROGRAMME 2: VISIBLE POLICING



**Number of identified functional strategic partnerships (Target: 3)**

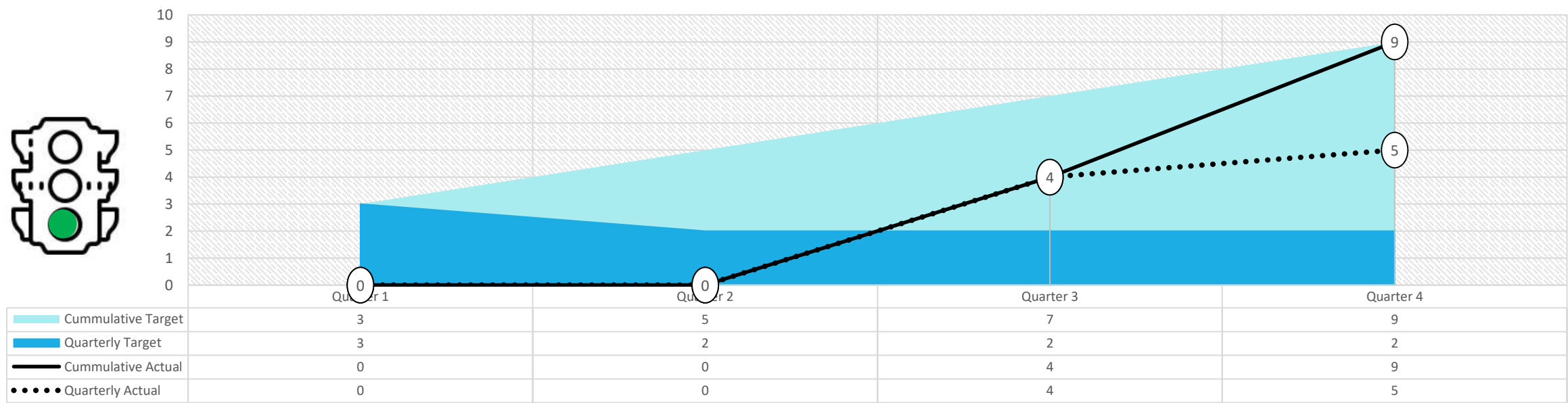


### Reasons for Deviation From Set Target

Three strategic partners were identified at the beginning of 2020/2021, namely; DeafSA; Cape Mental Health and the Council for Gender Equality. The MoU between the SAPS and DeafSA was finalised. Awaiting final sign-off by both parties. The MoU between the SAPS and Cape Mental Health is finalised, awaiting to be signed. The MoU between the SAPS and the Council for Gender Equality was drafted. However, due to COVID-19 constraints, the MOU was not finalised during the reporting period.

# PROGRAMME 2: VISIBLE POLICING

Number of Provinces in which the Community-in-Blue Concept has been initiated (Target: 9 Provinces, by 31 March 2021)



## Reasons for Deviation From Set Target

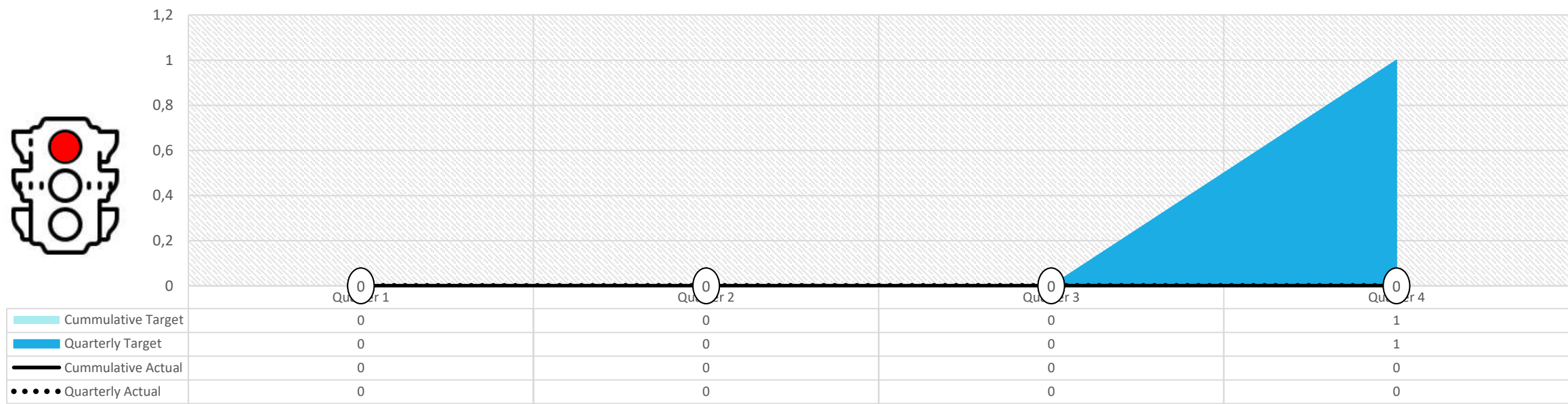
Not applicable.

A total number of 8 243 community patrollers have been recruited in all nine provinces.

# PROGRAMME 2: VISIBLE POLICING



Number of Provinces in which the Traditional Policing Concept has been implemented (Target: 1 province, by 31 March 2021)



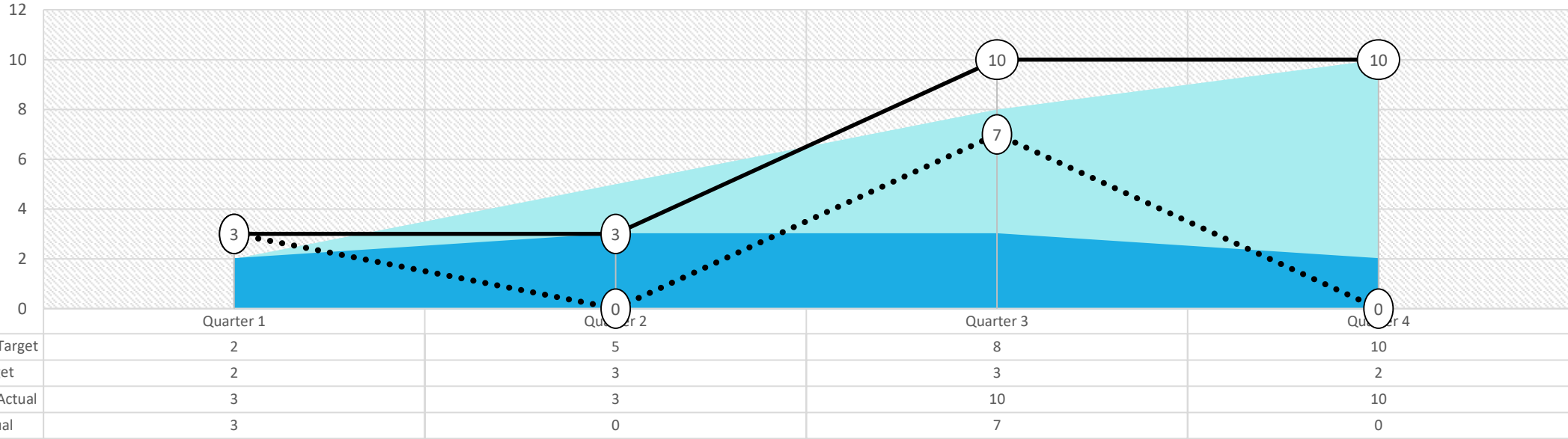
## Reasons for Deviation From Set Target

Although the Traditional Policing Concept has been initiated, in the Mpumalanga Province, it has not been implemented in its totality.

# PROGRAMME 2: VISIBLE POLICING



Number of cities in which the implementation of the Safer Cities Framework has been initiated (Target: 10 pilot cities)



## Reasons for Deviation From Set Target

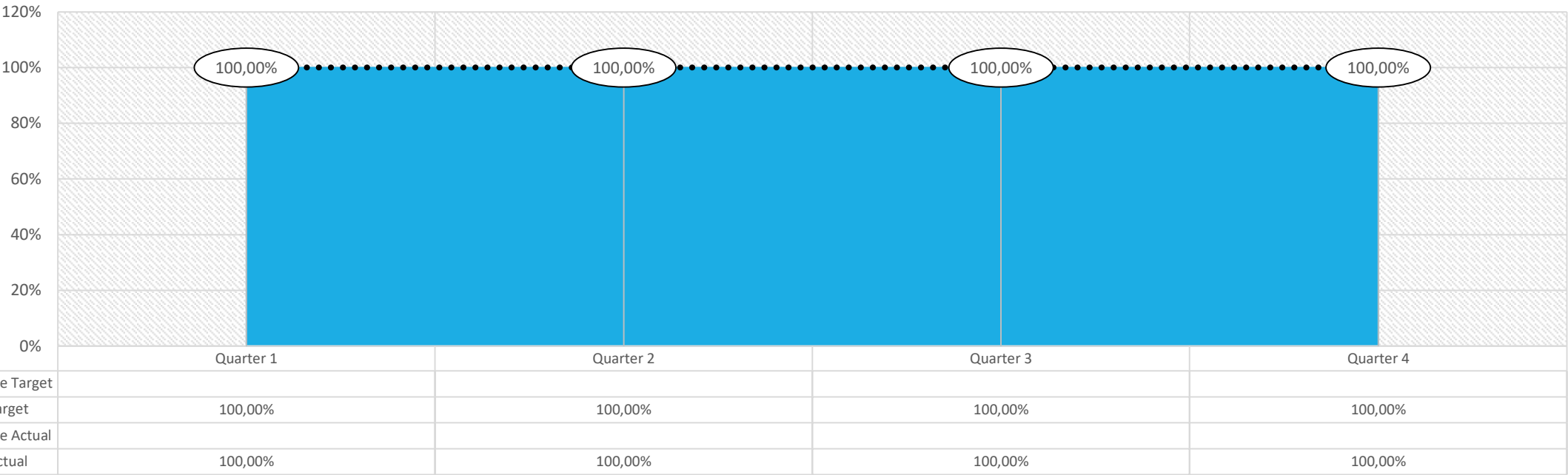
Not applicable.  
The Safer City Concept was initiated in all 10 identified pilot cities.



# PROGRAMME 2: VISIBLE POLICING



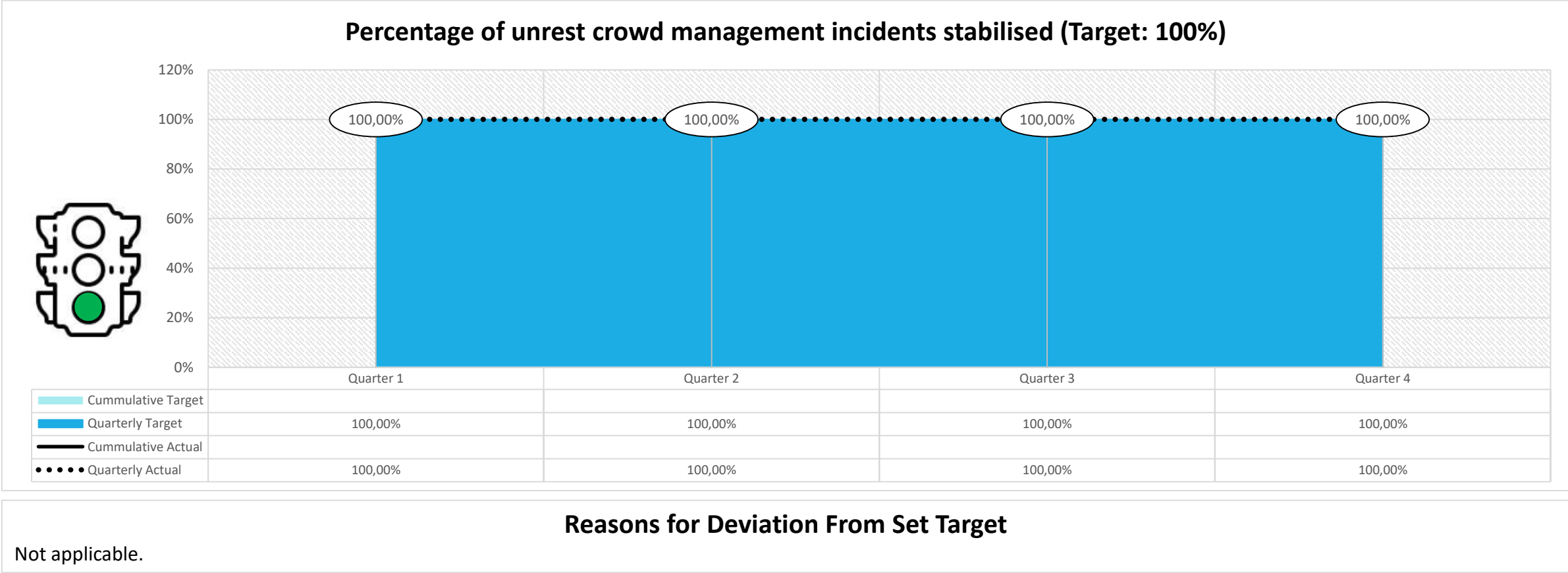
Percentage of peaceful crowd management incidents policed (Target: 100%)



Reasons for Deviation From Set Target

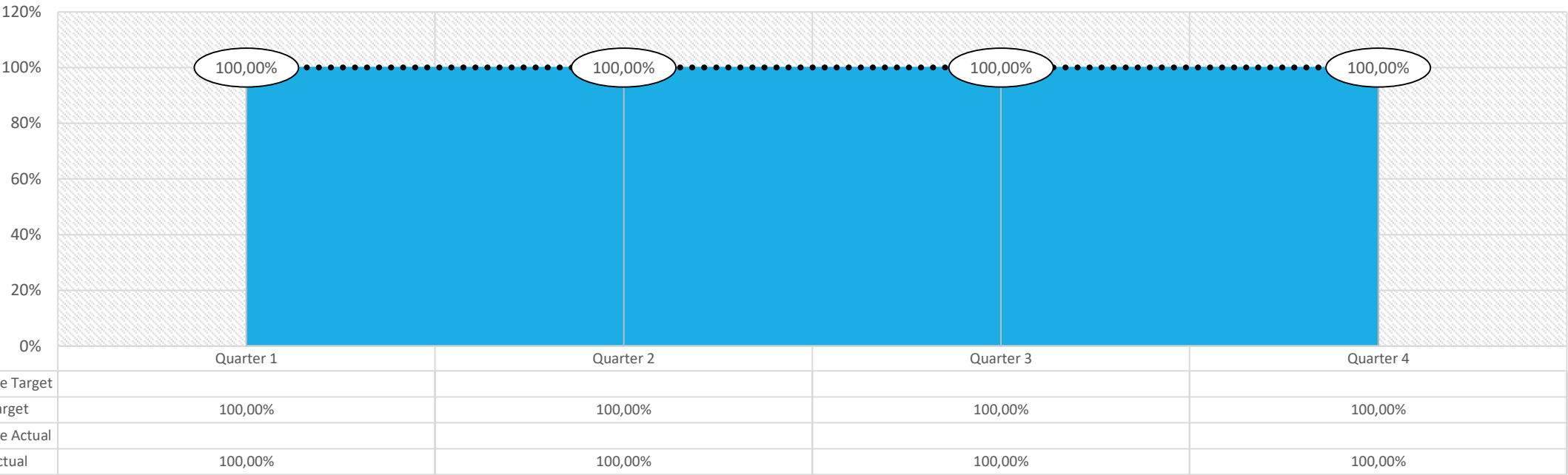
Not applicable.

# PROGRAMME 2: VISIBLE POLICING



# PROGRAMME 2: VISIBLE POLICING

Percentage of medium to high-risk incidents responded to, in relation to requests received (Target: 100%)

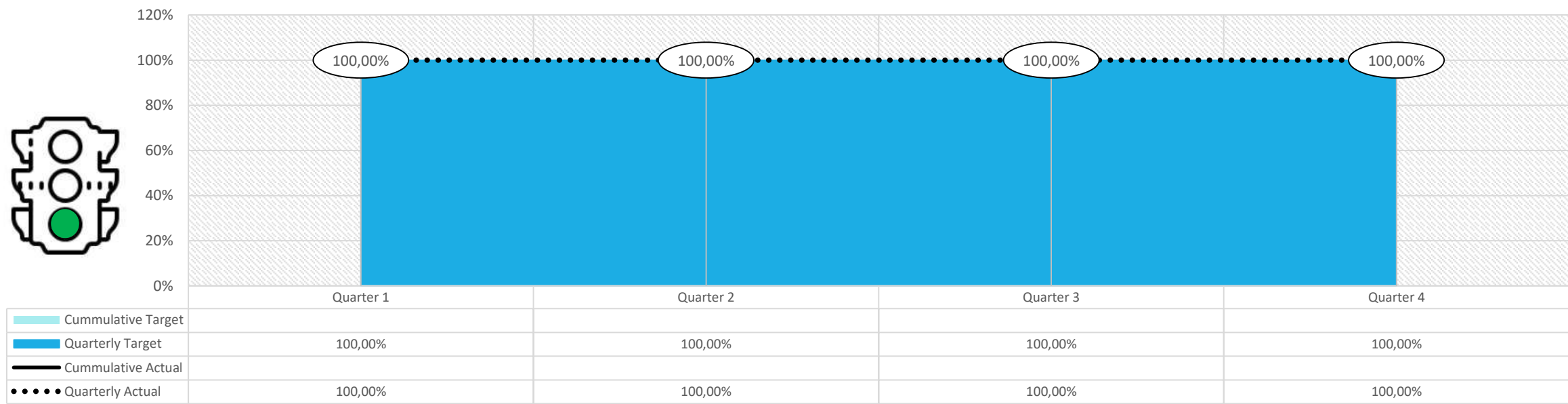


## Reasons for Deviation From Set Target

Not applicable.

# PROGRAMME 2: VISIBLE POLICING

Percentage of safe delivery of valuable and/or dangerous government cargo, in relation to the number of cargo protection provided (Target: 100% protection provided without security breaches)

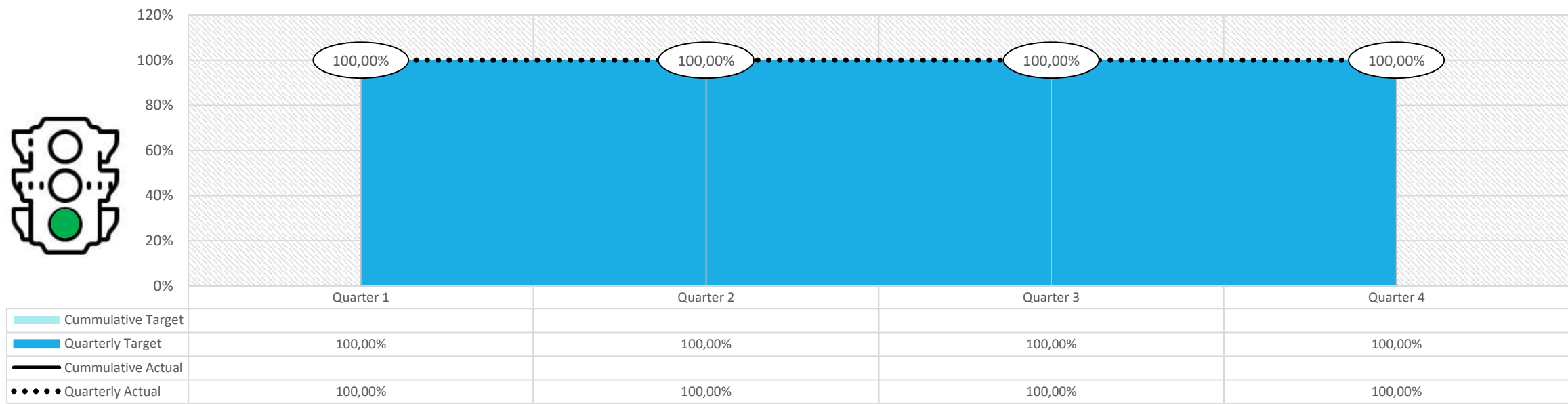


## Reasons for Deviation From Set Target

Not applicable.

# PROGRAMME 2: VISIBLE POLICING

Percentage of identified illegal mining operations responded to, in relation to medium to high-risk requests received (Target: 100%)

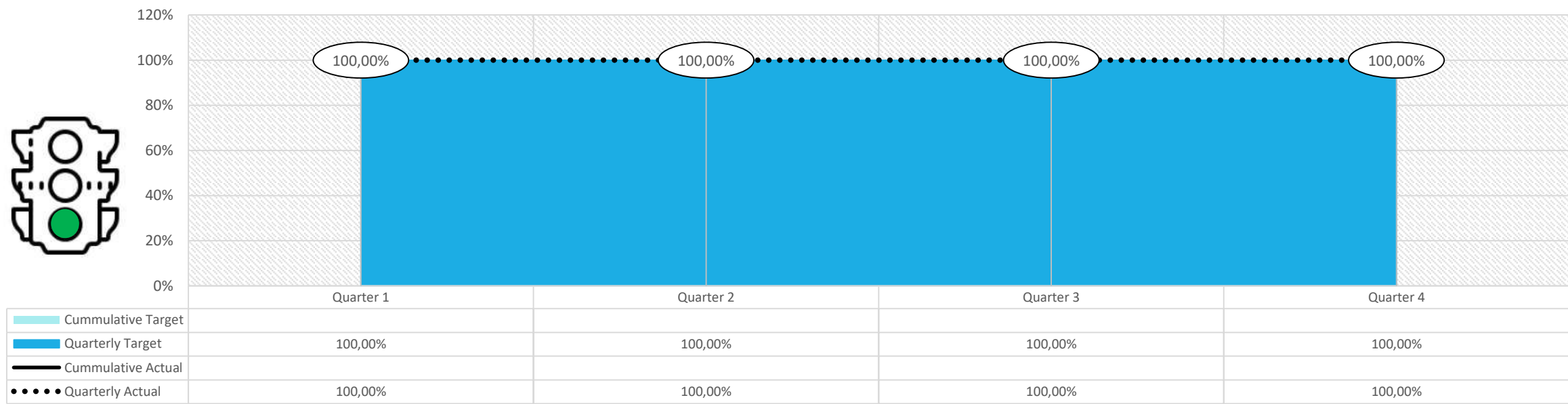


Reasons for Deviation From Set Target

Not applicable.

# PROGRAMME 2: VISIBLE POLICING

Percentage of crime-related hits reacted to as a result of the MCS and EMCS screening on wanted persons  
(Target: 100%)

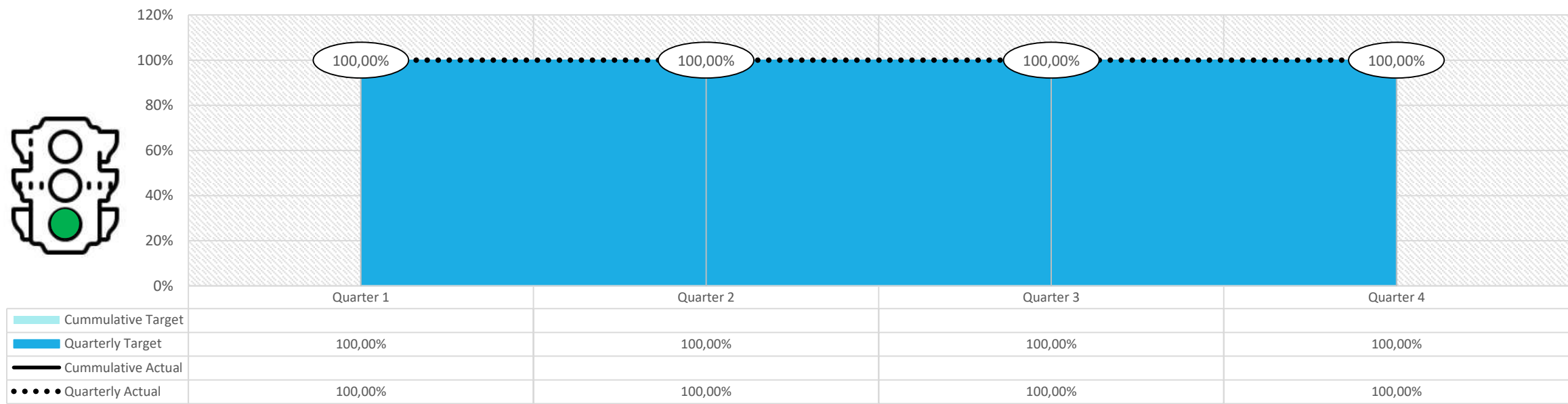


## Reasons for Deviation From Set Target

Not applicable.

# PROGRAMME 2: VISIBLE POLICING

Percentage of crime-related hits reacted to as a result of the MCS and EMCS screening on circulated stolen or robbed vehicles (Target: 100%)

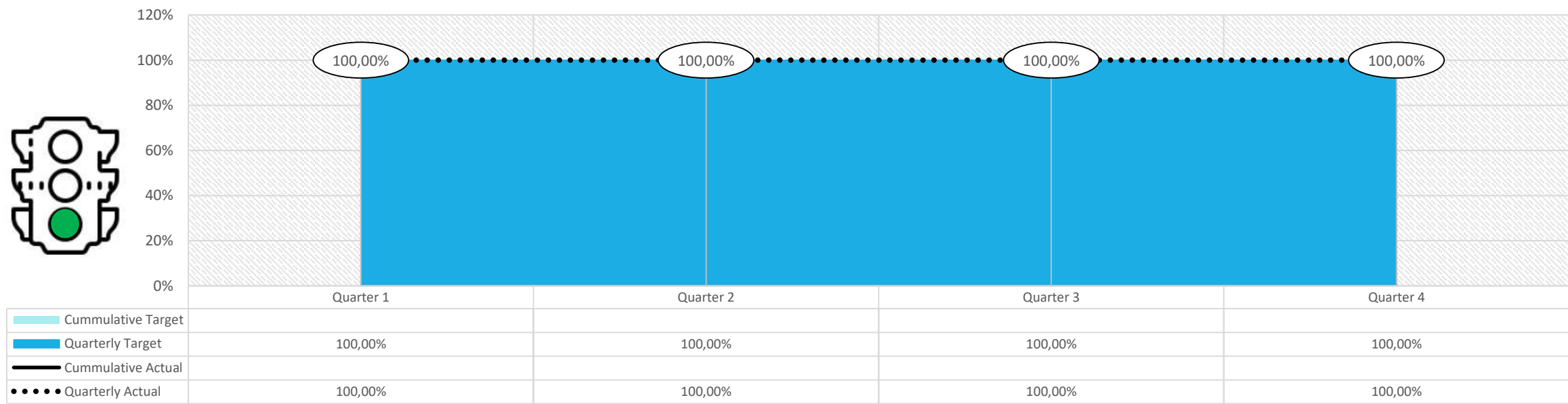


## Reasons for Deviation From Set Target

Not applicable.

# PROGRAMME 2: VISIBLE POLICING

Percentage of profiled vehicles at land ports searched for the illegal facilitation of persons, contraband, illicit goods and/or stolen robbed property (Target: 100%)



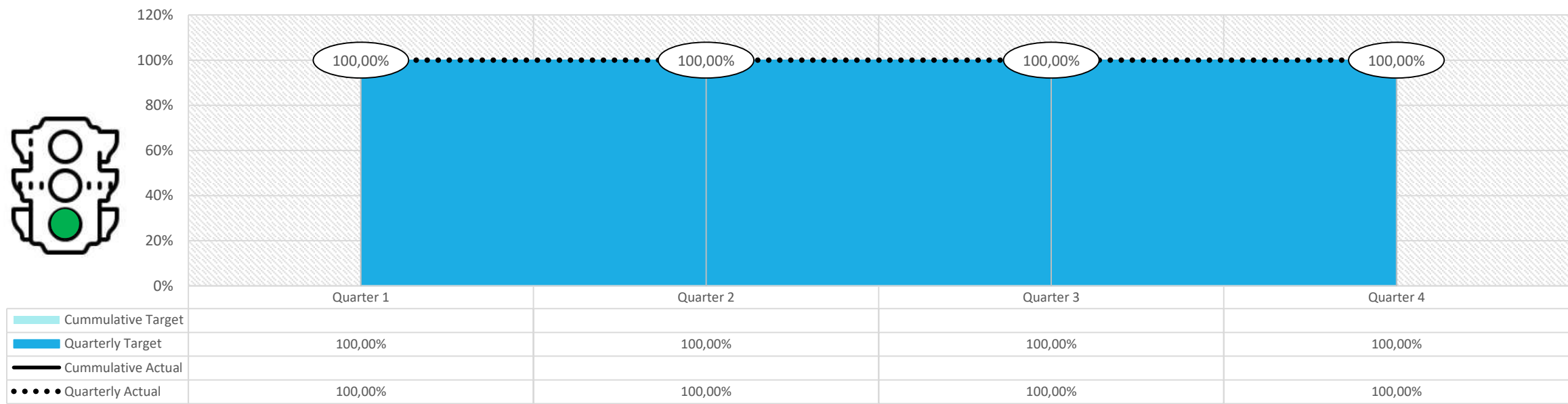
## Reasons for Deviation From Set Target

Not applicable.



# PROGRAMME 2: VISIBLE POLICING

Percentage of profiled containers at sea ports searched for the illegal facilitation of persons, contraband, illicit goods and/or stolen robbed property (Target: 100%)

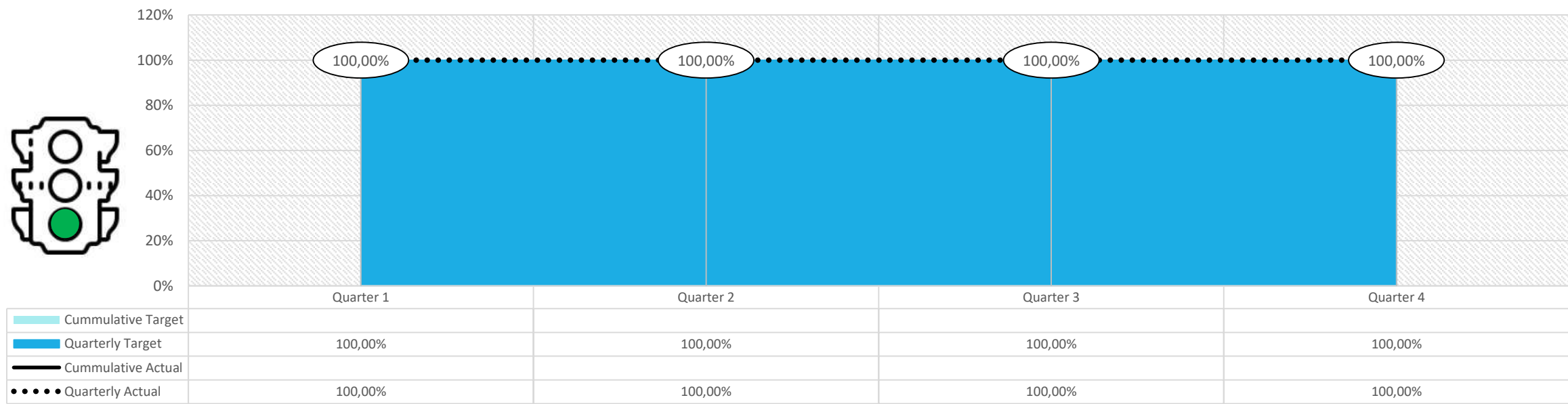


## Reasons for Deviation From Set Target

Not applicable.

# PROGRAMME 2: VISIBLE POLICING

Percentage of profiled cargo consignment at airports searched for the illegal facilitation of persons, contraband, illicit goods and/or stolen robbed property (Target: 100%)



## Reasons for Deviation From Set Target

Not applicable.



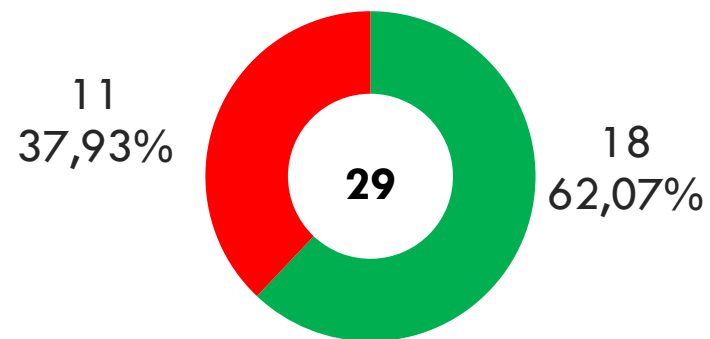
PROGRAMME 3:

# DETECTIVE SERVICE

# PROGRAMME 3 – DETECTIVE SERVICE

## Performance Overview

### Overview

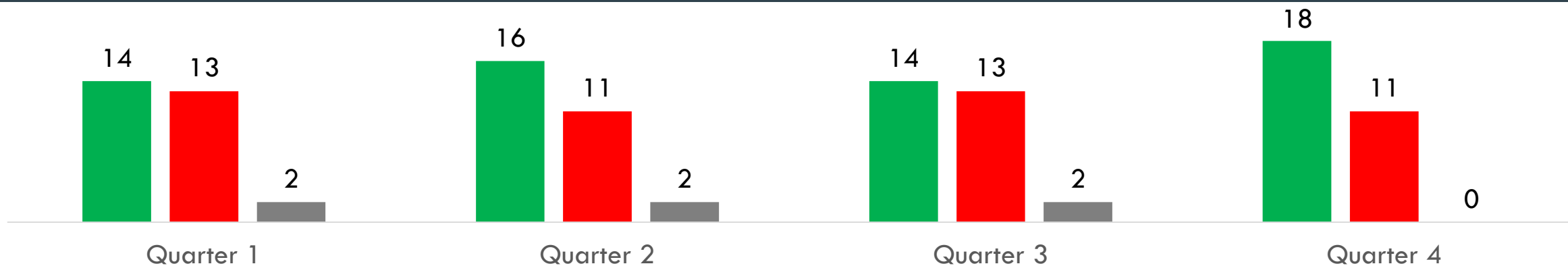


■ Achieved

■ Not Achieved

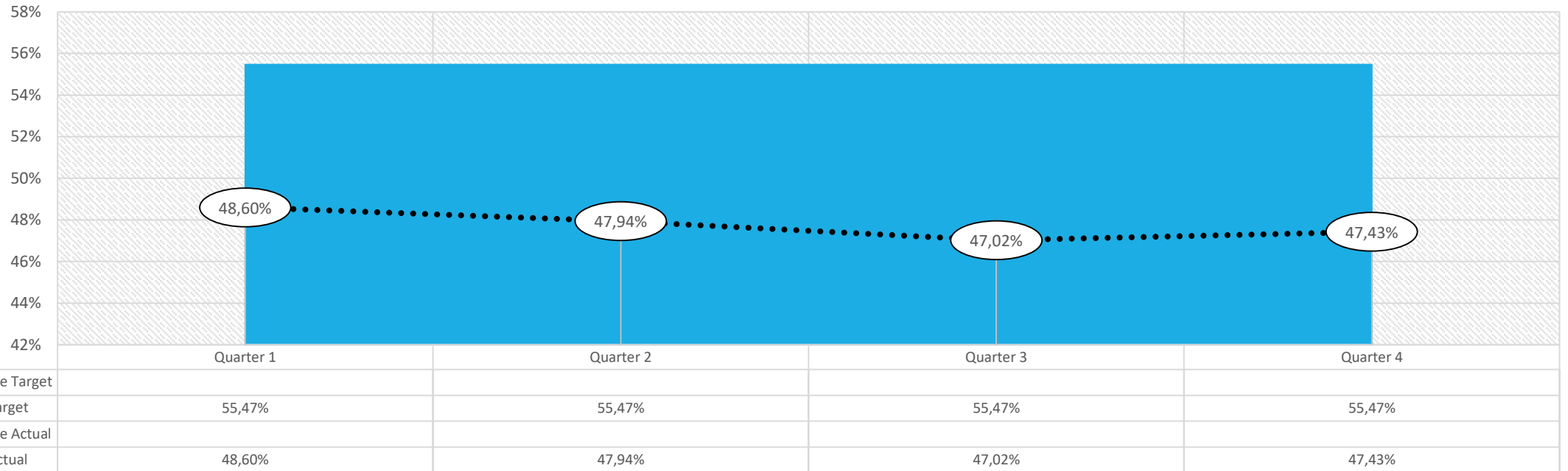
■ Annual Targets

### Breakdown per Quarter



# PROGRAMME 3: DETECTIVE SERVICE

Percentage increase in the detection rate for contact crimes (Target: 55,47%)



## Reasons for Deviation From Set Target

Murder, attempted murder, sexual assault, assault common, assault GBH and attempted rape contributed to the underperformance.

Witnesses are reluctant to make statements, due to fear of victimisation, e.g. gang, public violence and domestic violence-related incidents.

Dockets with Independent Police Investigative Directorate (IPID) were suspects have been arrested but not charged on the system (No access to systems and delays in finalising investigations). Crime scenes are contaminated by the community, before the first responder arrives at the scene, resulting contaminated forensic evidence.

Inability of complainants to identify suspects (e.g. due to intoxication, mental incapacity, disguised suspects).

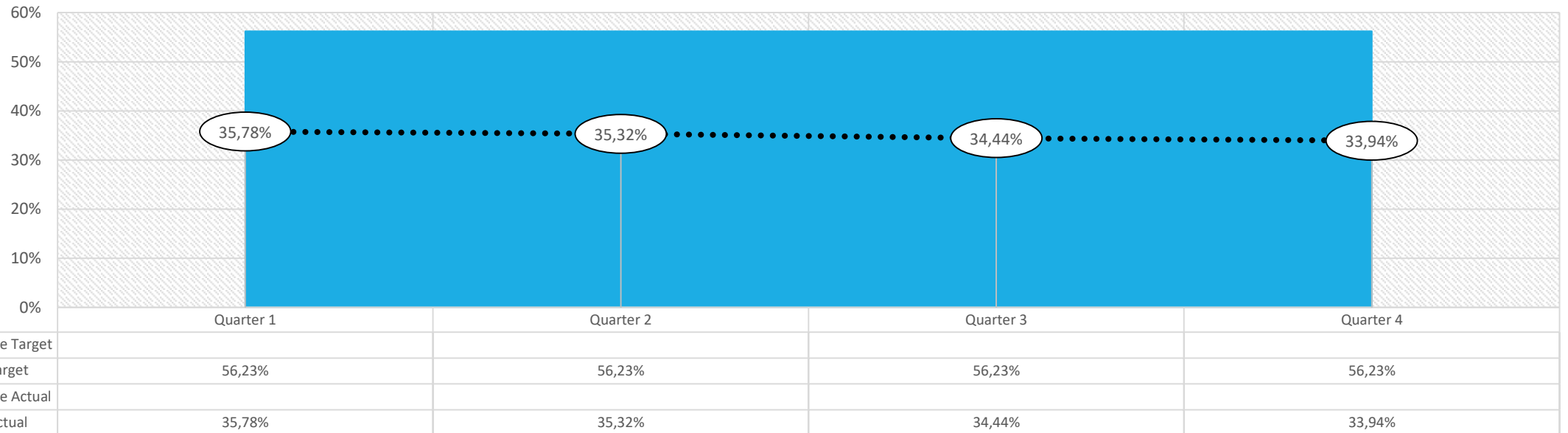
Turnaround time on the finalisation of a decision on case dockets.

Difficulty in tracing and arrest of unidentified and undocumented repeat offenders (forensic leads and linkages).

COVID-19 restrictions, related to movement and SAPS, especially during levels 5, 4 and 3.

# PROGRAMME 3: DETECTIVE SERVICE

**Percentage increase in the detection rate for contact crimes at the 30 High Contact Crime Weight Stations  
(Target: 56,23%)**

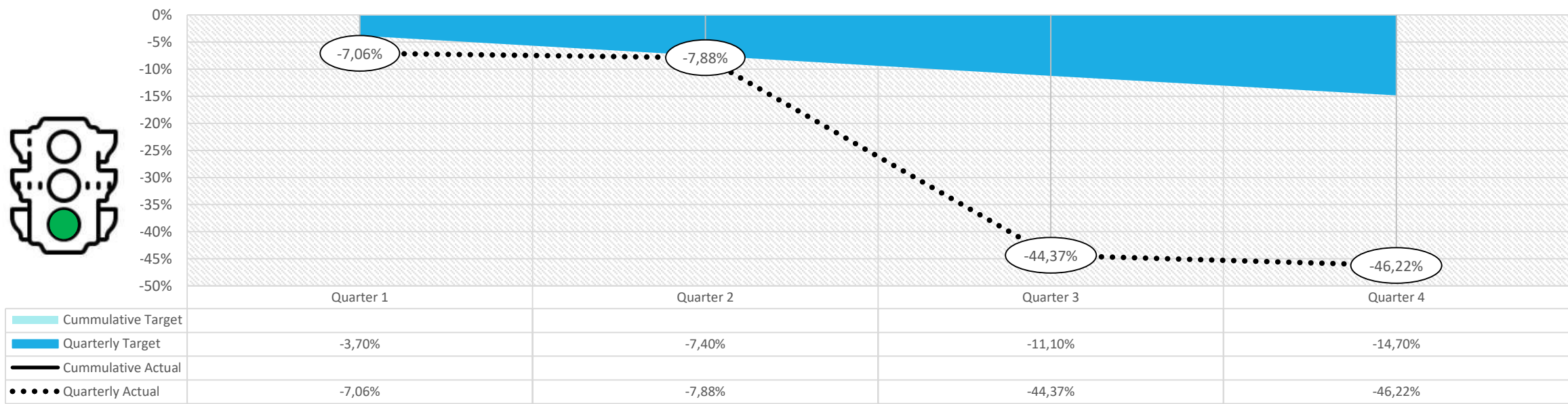


## Reasons for Deviation From Set Target

Murder, attempted murder, sexual assault, assault common, assault GBH and attempted rape contributed to the underperformance.  
 Witnesses are reluctant to make statements, due to fear of victimisation, e.g. gang, public violence and domestic violence-related incidents.  
 Dockets with IPID were suspects have been arrested but not charged on the system (No access to systems and delays in finalising investigations).  
 Crime scenes are contaminated by the community, before the first responder arrives at the scene, resulting contaminated forensic evidence.  
 Inability of complainants to identify suspects (e.g. due to intoxication, mental incapacity, disguised suspects).  
 Turnaround time on the finalisation of a decision on case dockets.  
 Difficulty in tracing and arrest of unidentified and undocumented repeat offenders (forensic leads and linkages).  
 COVID 19 restrictions related to movement and SAPS, especially during levels 5, 4 and 3.

# PROGRAMME 3: DETECTIVE SERVICE

Percentage reduction in outstanding case dockets related to contact crimes older than 3 years (Target: -14,70%)

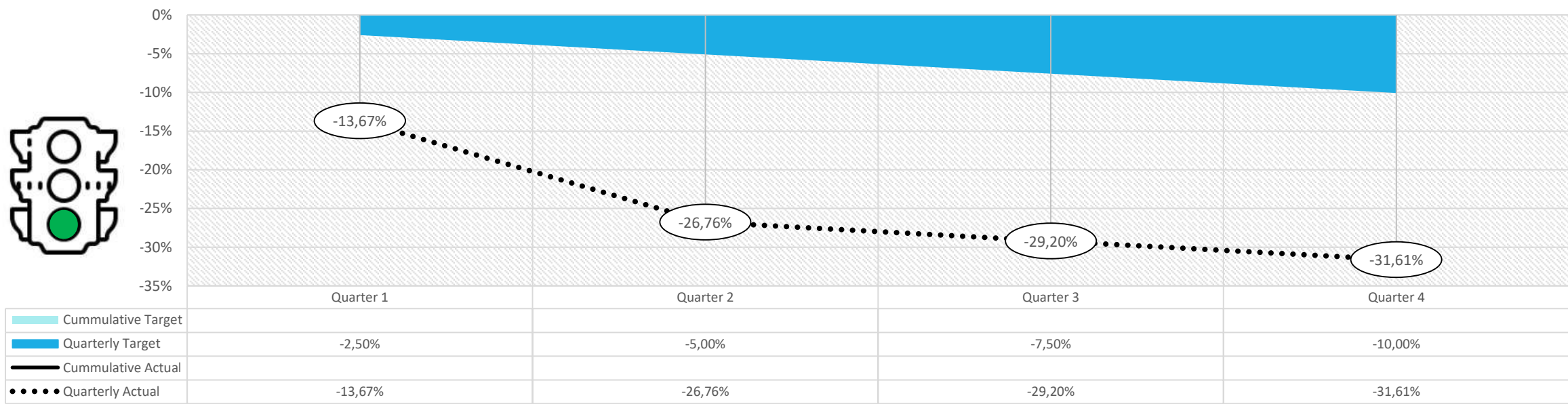


## Reasons for Deviation From Set Target

- Increased utilisation of the Persons Identification and Verification Application (PIVA) system.
- Enhanced profiling of suspects.
- Improved implementation of the Bail Defence Strategy.

# PROGRAMME 3: DETECTIVE SERVICE

Percentage reduction in outstanding wanted persons for contact crimes already circulated at the 30 High Crime Weight Stations (Target: -10%)



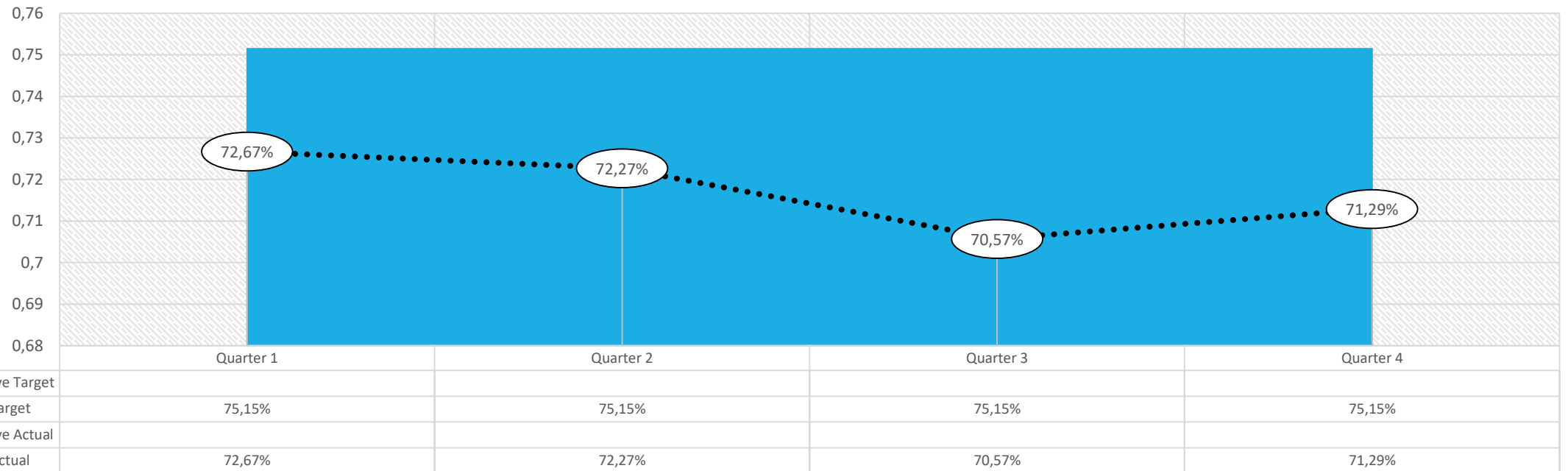
## Reasons for Deviation From Set Target

- Increased utilisation of the PIVA system.
- Enhanced profiling of suspects.
- Improved implementation of the Bail Defence Strategy.



# PROGRAMME 3: DETECTIVE SERVICE

Percentage increase in the detection rate for crimes against women (18 years and above) (Target: 75,15%)

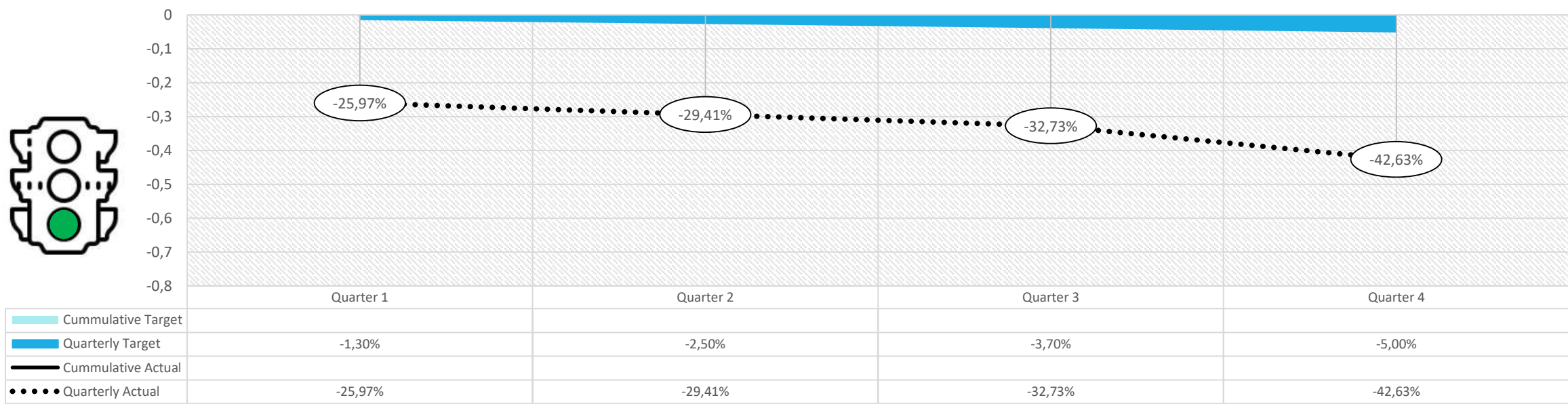


## Reasons for Deviation From Set Target

Attempted murder, rape, sexual assault, assault GBH, assault common and attempted rape contributed to the underperformance. Witnesses are reluctant to make statements, due to fear of victimisation, e.g. domestic violence-related incidents. Crime scenes are contaminated by the community, before the first responder arrives at the scene, resulting contaminated forensic evidence. Turnaround time on the finalisation of a decision on case dockets. Difficulty in tracing and arrest of unidentified and undocumented repeat offenders (forensic leads and linkages). COVID-19 restrictions related to movement and SAPS, especially during levels 5, 4 and 3.

# PROGRAMME 3: DETECTIVE SERVICE

Percentage reduction in outstanding case dockets related to crimes against women (18 years and above) older than 1 year (Target: -5%)

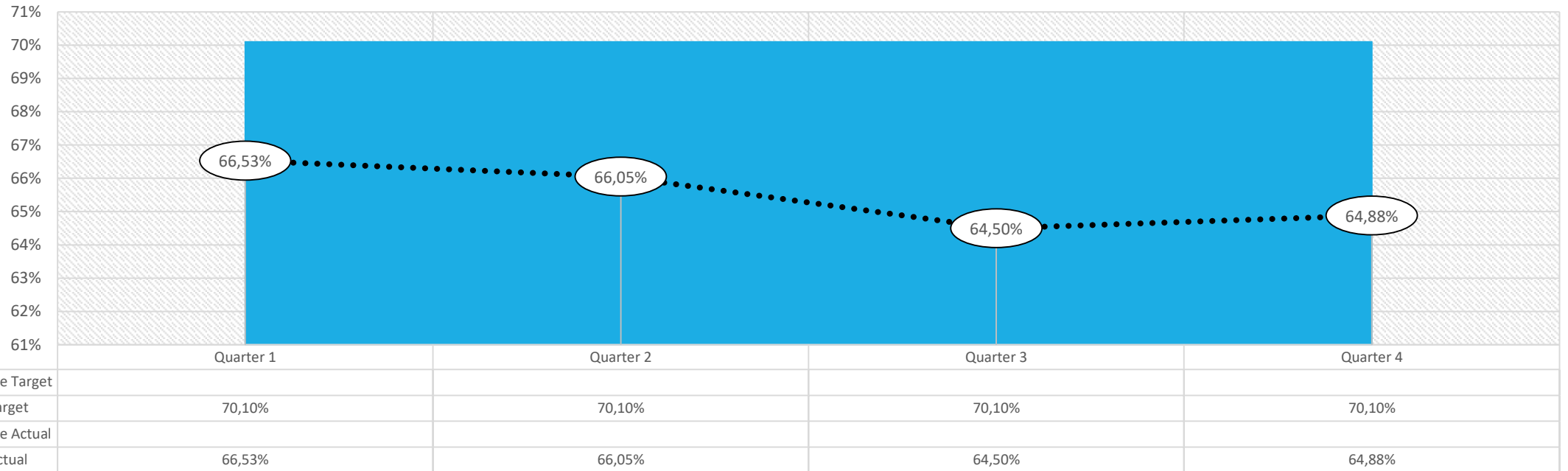


## Reasons for Deviation From Set Target

Increased utilisation of the PIVA system.  
Enhanced profiling of suspects.  
Improved implementation of the Bail Defence Strategy.

# PROGRAMME 3: DETECTIVE SERVICE

Percentage increase in the detection rate for crimes against children (below 18 years) (Target: 70,10%)



## Reasons for Deviation From Set Target

Murder, attempted murder, rape, assault GBH, assault common and contact sexual offences contributed to the underperformance.

Children are easily intimidated by the suspects and they are afraid to name the suspects, especially where suspects are relatives.

Witnesses are reluctant to make statements, due to fear of victimisation, e.g. domestic violence-related incidents.

Crime scenes are contaminated by the community, before the first responder arrives at the scene, resulting contaminated forensic evidence.

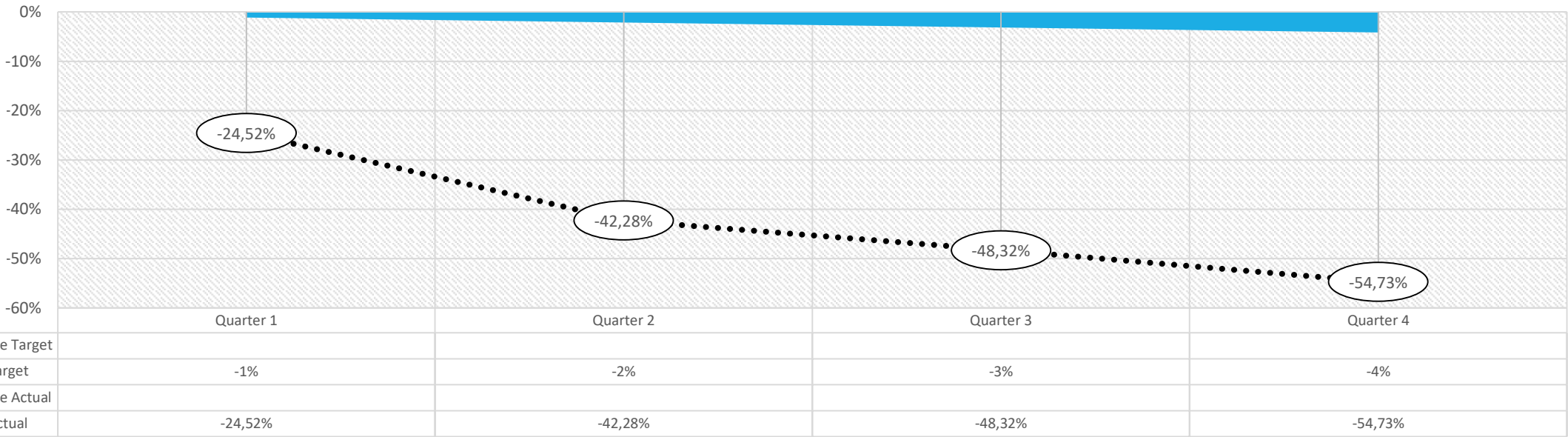
Reports required by the Criminal Justice System (Criminal Capacity, Intermediary Reports, Department of Social Development Reports and Cape Mental Health) resulted in a slower turnaround time.

COVID-19 restrictions related to movement and SAPS, especially during levels 5, 4 and 3.

# PROGRAMME 3: DETECTIVE SERVICE



Percentage reduction in outstanding case dockets related to crimes against children (below 18 years) older than 1 year (Target: -4%)



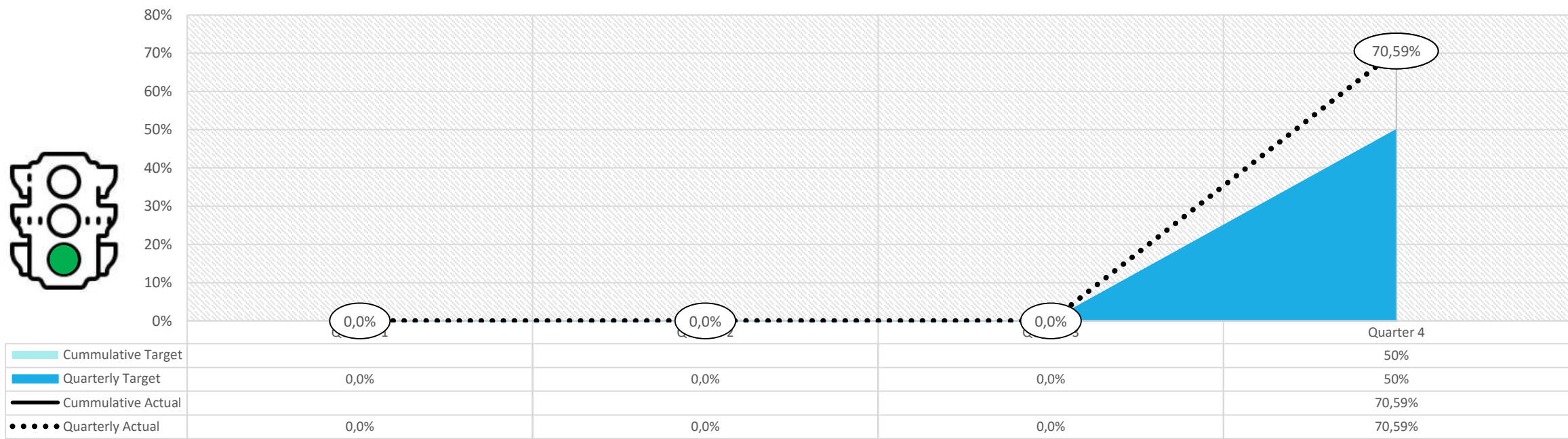
## Reasons for Deviation From Set Target

- Increased utilisation of the PIVA system.
- Enhanced profiling of suspects.
- Improved implementation of the Bail Defence Strategy.

# PROGRAMME 3: DETECTIVE SERVICE



Percentage of identified drug syndicates neutralised with arrests (Target: 50%)



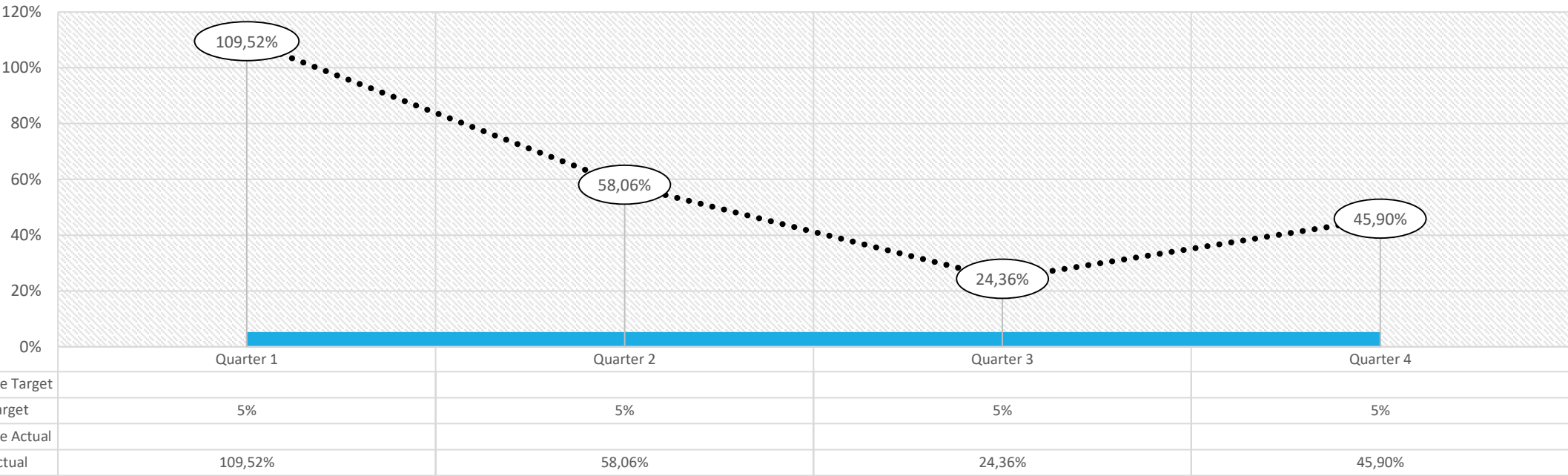
## Reasons for Deviation From Set Target

Focused intervention by the Narcotics Section, however, capacity is limited.  
Participation and collaboration with stakeholders in the Drug Master Plan.

# PROGRAMME 3: DETECTIVE SERVICE



Percentage increase in the number of arrests for dealing in illicit drugs (Target: 5%)



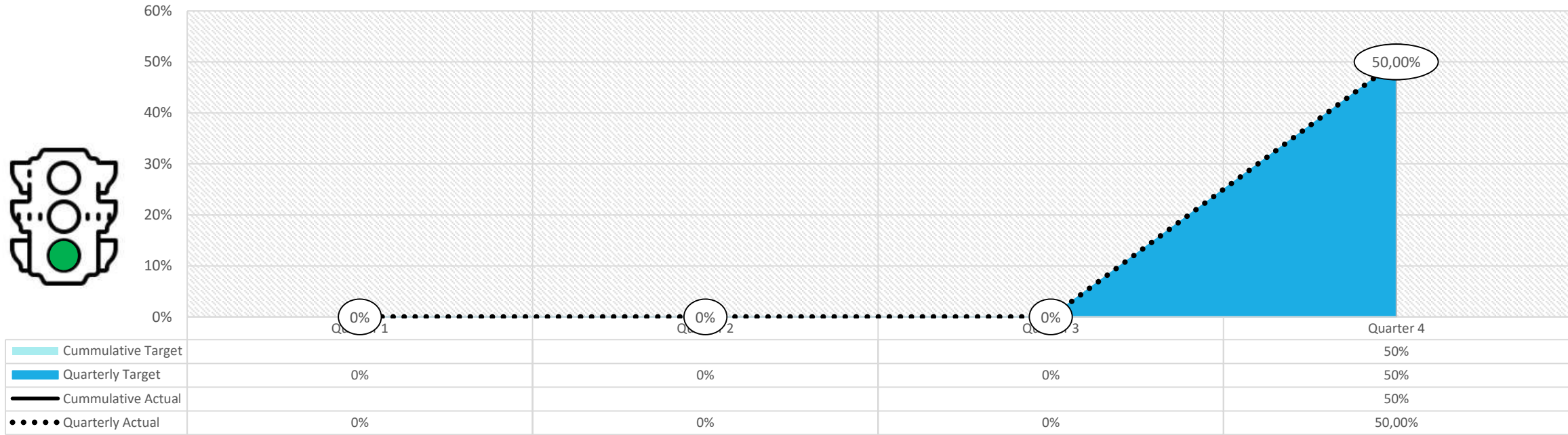
## Reasons for Deviation From Set Target

Focused intervention by the Narcotics section, however capacity is limited.  
Participation and collaboration with stakeholders in the Drug Master Plan.

# PROGRAMME 3: DETECTIVE SERVICE



Percentage of identified organised criminal groups neutralised with arrests (Target: 50%)

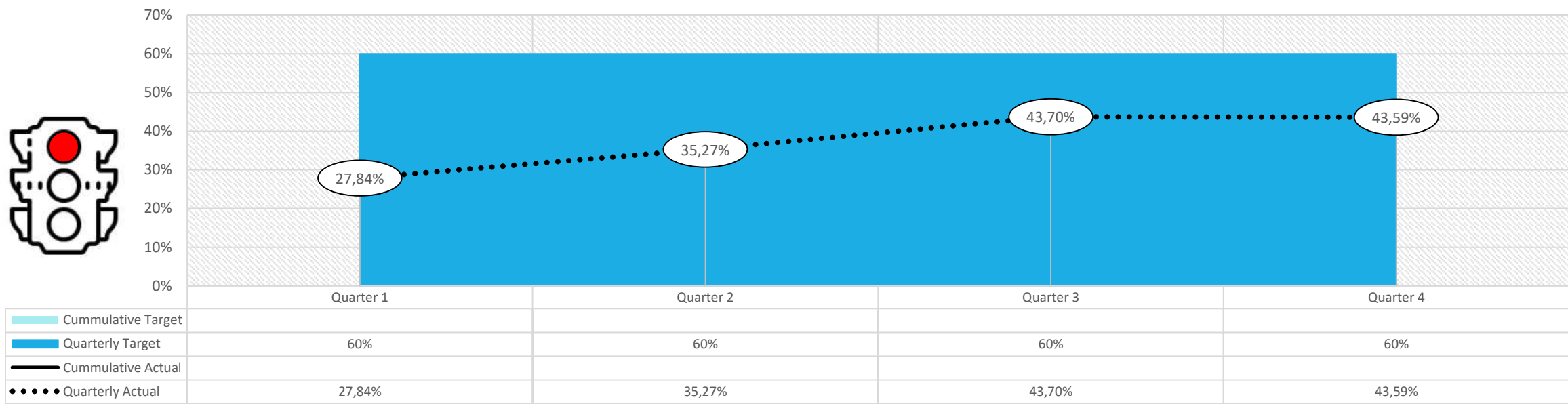


## Reasons for Deviation From Set Target

Not applicable.

# PROGRAMME 3: DETECTIVE SERVICE

Percentage increase in compliance with the taking of buccal samples from schedule 8 arrested offenders  
(Target: 60%)



## Reasons for Deviation From Set Target

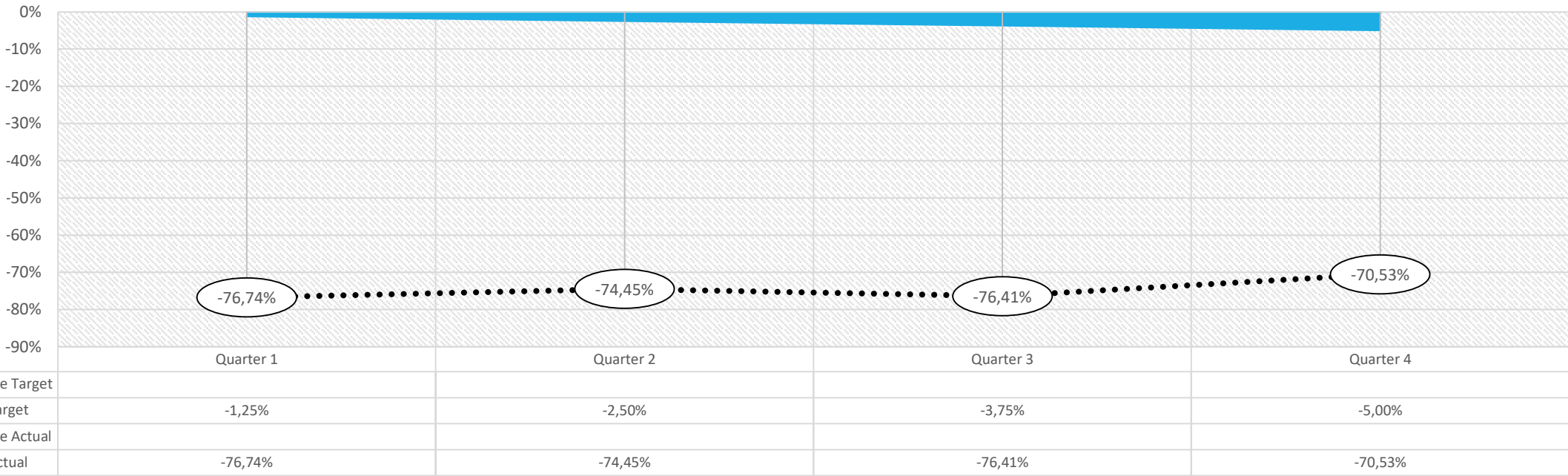
Under utilisation of and monitoring of the taking of buccal samples.



# PROGRAMME 3: DETECTIVE SERVICE



Percentage reduction in outstanding person-to-crime DNA investigative leads (Target: -5%)



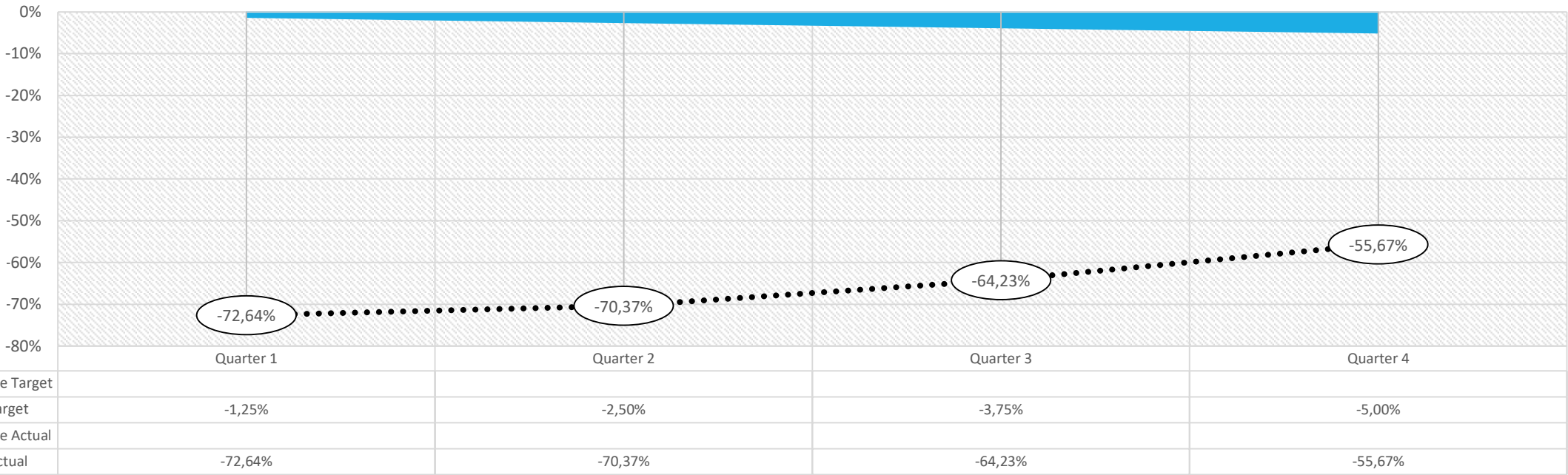
## Reasons for Deviation From Set Target

Structured monitoring system implemented from divisional level.  
Enhanced profiling of suspects.

# PROGRAMME 3: DETECTIVE SERVICE



Percentage reduction in outstanding crime-to-crime DNA investigative leads (Target: -5%)



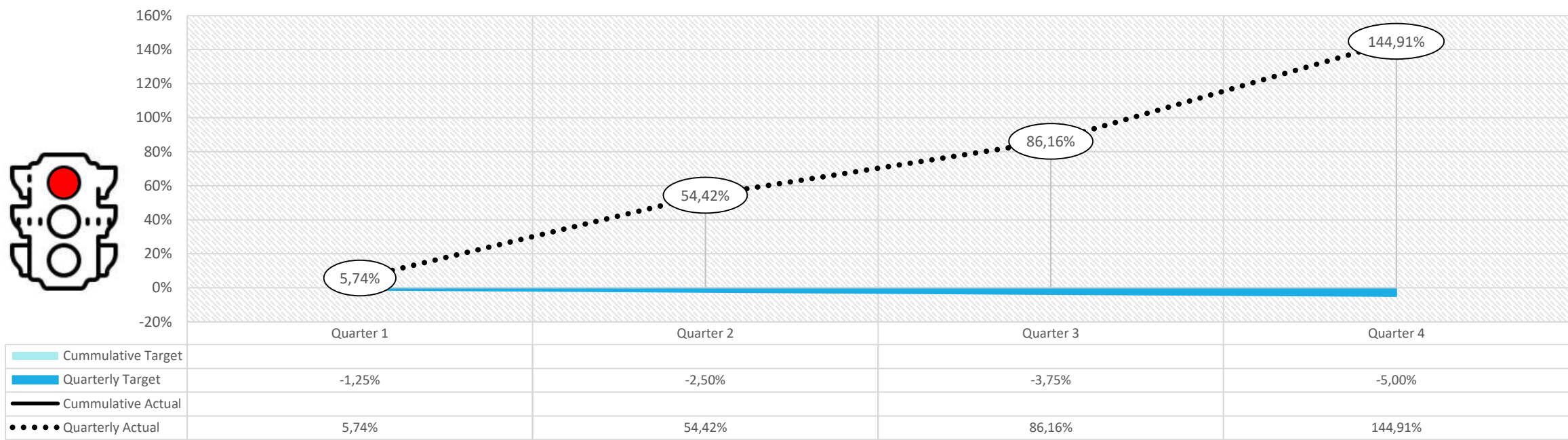
## Reasons for Deviation From Set Target

Structured monitoring system implemented from divisional level.  
Enhanced profiling of suspects.

# PROGRAMME 3: DETECTIVE SERVICE



Percentage reduction in outstanding fingerprint investigative leads (Target: -5%)



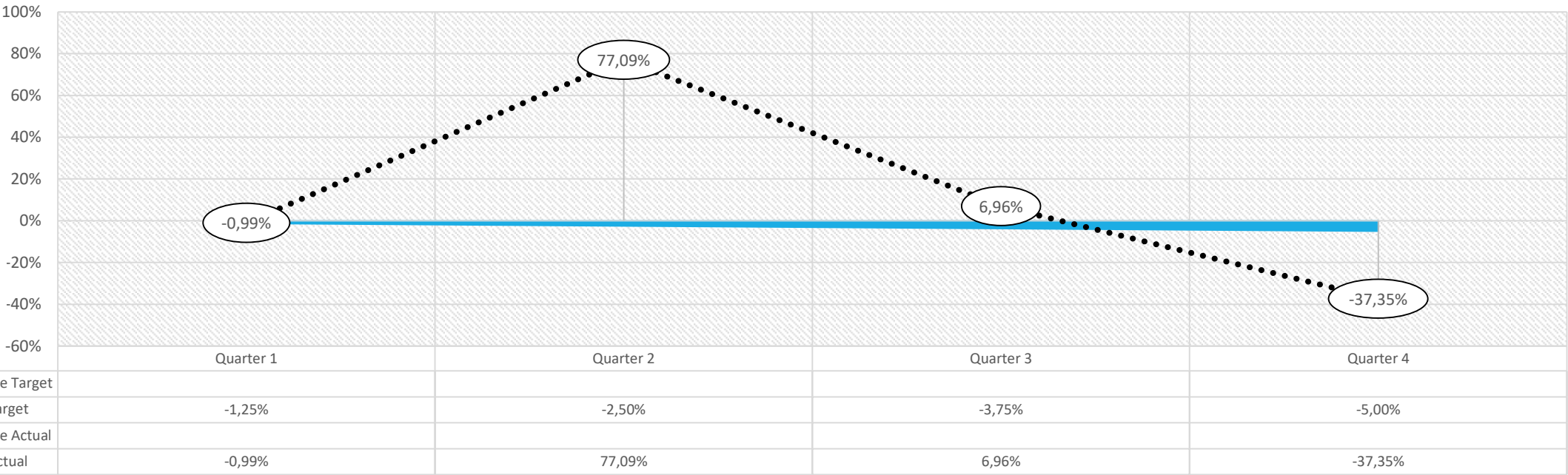
## Reasons for Deviation From Set Target

Deficiency in the monitoring of the AFIS list and the purification thereof.

# PROGRAMME 3: DETECTIVE SERVICE



Percentage reduction in outstanding IBIS investigative leads (Target: -5%)



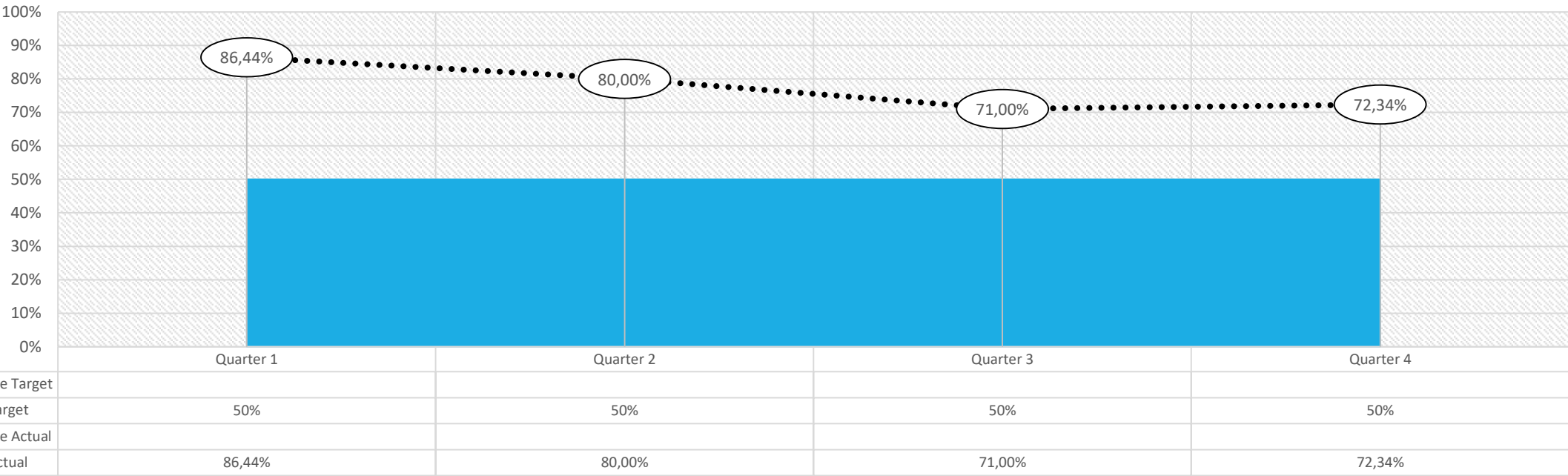
## Reasons for Deviation From Set Target

Structured monitoring system implemented from divisional level.  
Application of the Technical Indicator Description (TID) calculation was refined.

# PROGRAMME 3: DETECTIVE SERVICE



Percentage of trial-ready case dockets for serious corruption within the public sector (Target: 50%)



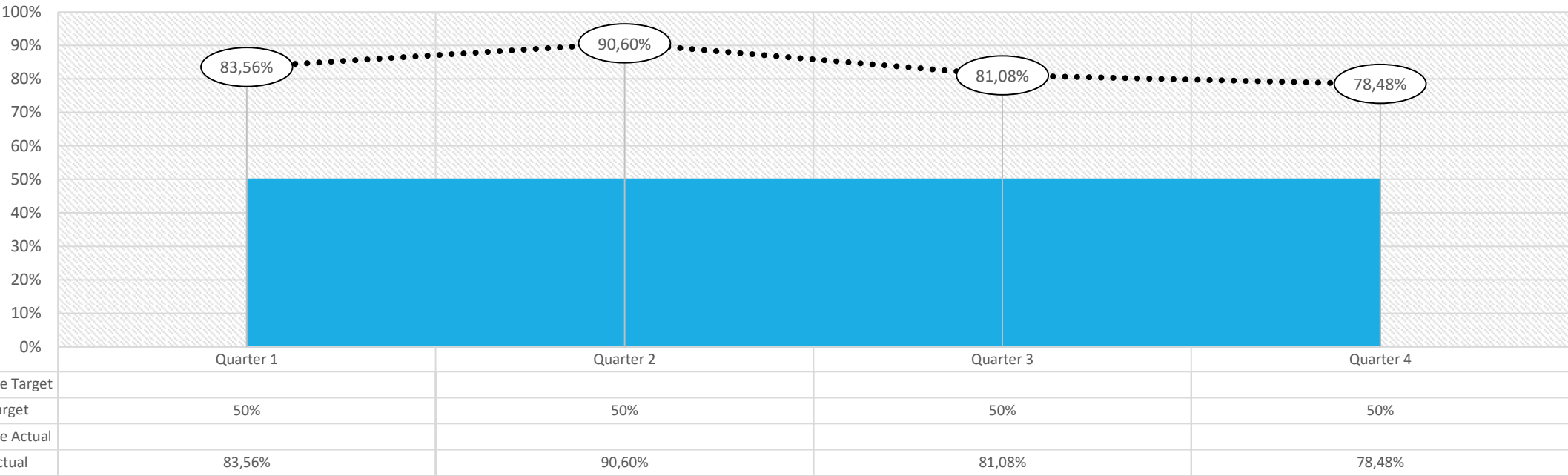
## Reasons for Deviation From Set Target

Continuous interaction with the National Prosecuting Authority (NPA), to fast track the investigation and declaration of the trial-ready status of cases.

# PROGRAMME 3: DETECTIVE SERVICE



Percentage of trial-ready case dockets for serious corruption within the private sector (Target: 50%)



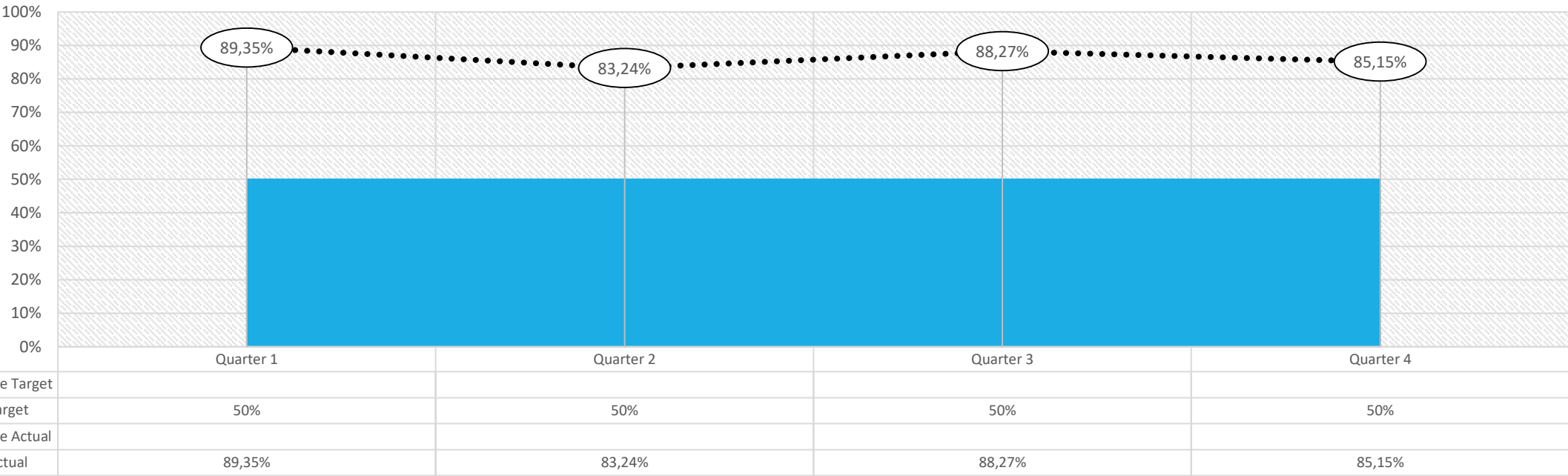
## Reasons for Deviation From Set Target

Continuous interaction with the National Prosecuting Authority (NPA), to fast track the investigation and declaration of the trial-ready status of cases.

# PROGRAMME 3: DETECTIVE SERVICE



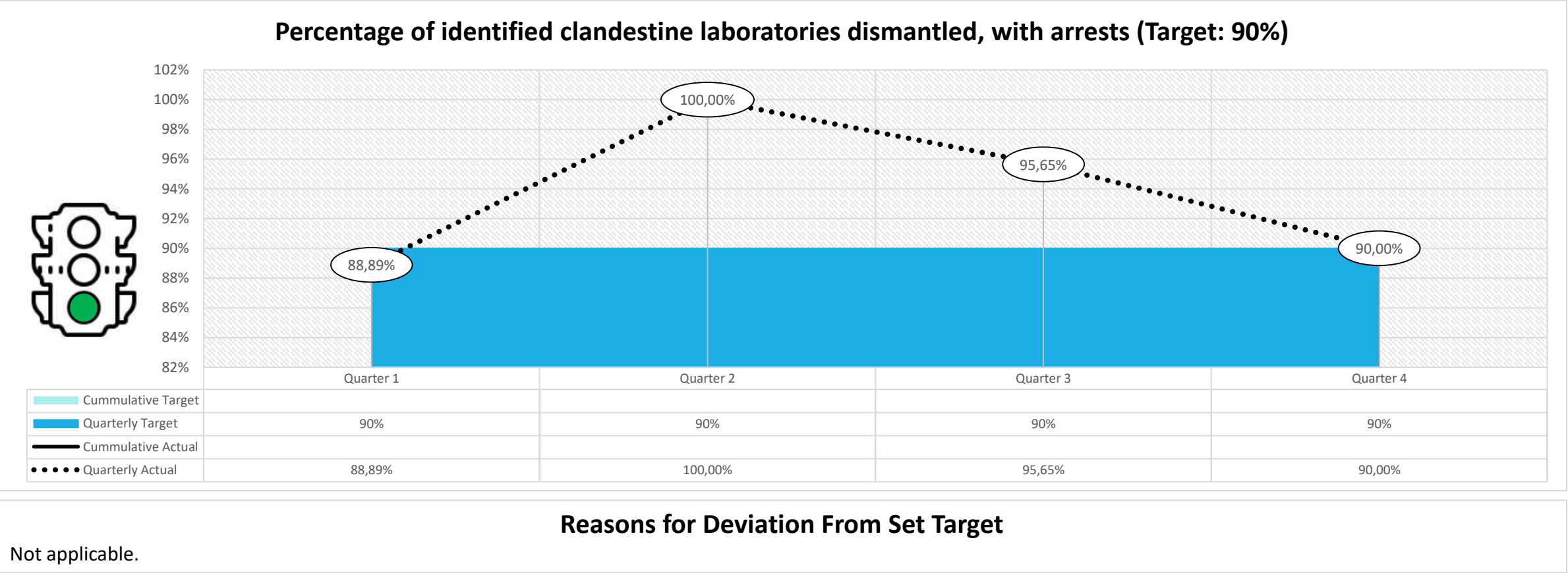
Percentage of trial-ready case dockets for serious corruption within the JCPS Cluster (Target: 50%)



## Reasons for Deviation From Set Target

Continuous interaction with the National Prosecuting Authority (NPA), to fast track the investigation and declaration of the trial-ready status of cases.

# PROGRAMME 3: DETECTIVE SERVICE

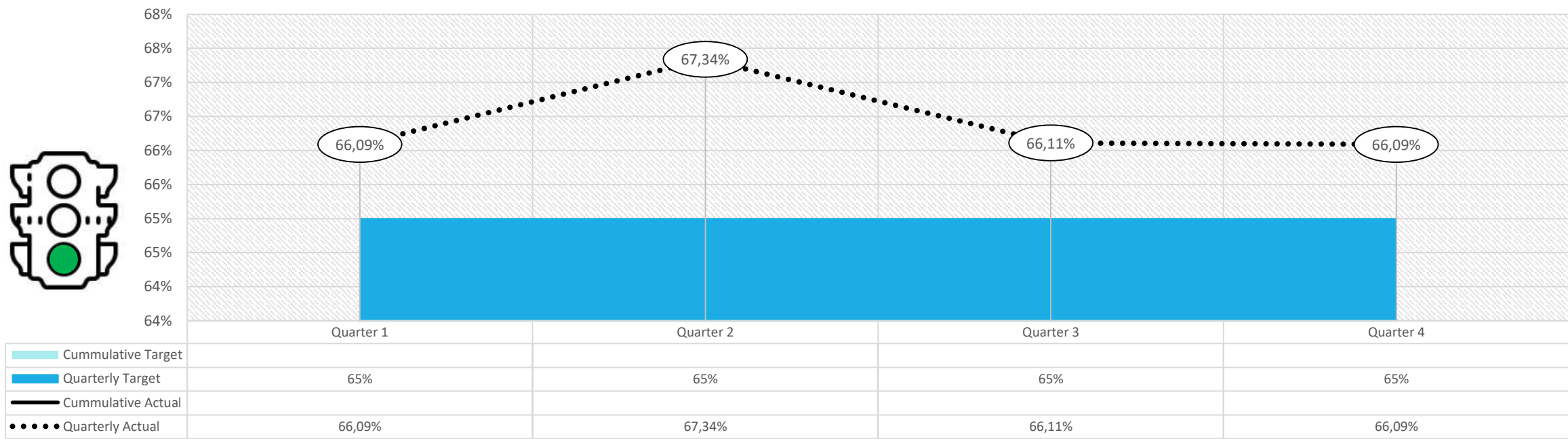




# PROGRAMME 3: DETECTIVE SERVICE



Percentage of trial-ready case dockets for serious commercial crime (Target: 65%)

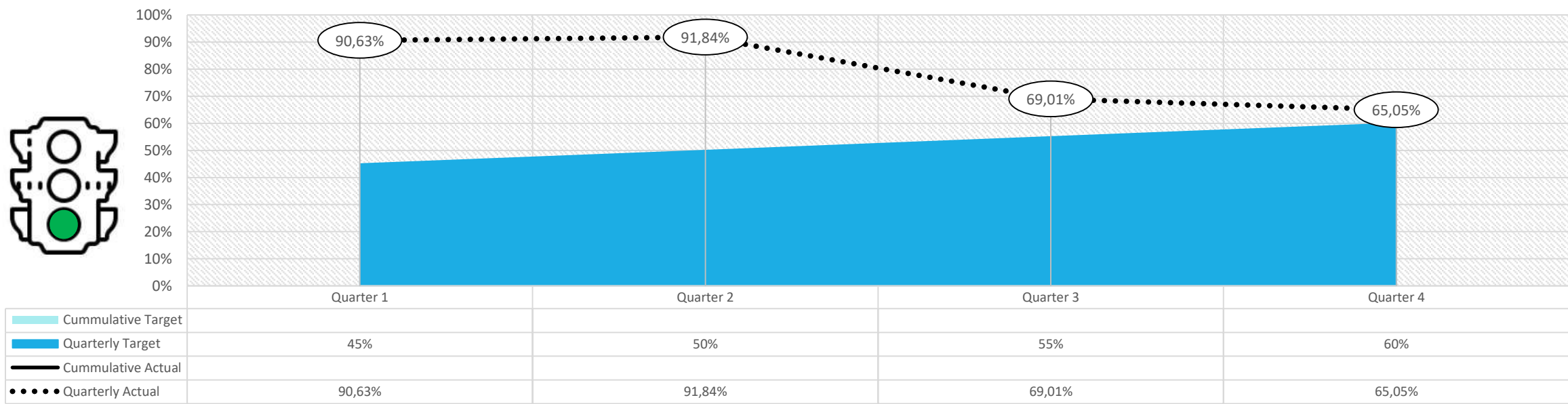


## Reasons for Deviation From Set Target

The focus on long outstanding investigations, as well as the adoption of a multidisciplinary approach for investigations

# PROGRAMME 3: DETECTIVE SERVICE

Percentage of specialised cyber-related crime investigative support case files successfully investigated, within 90 calendar days (Target: 60%)



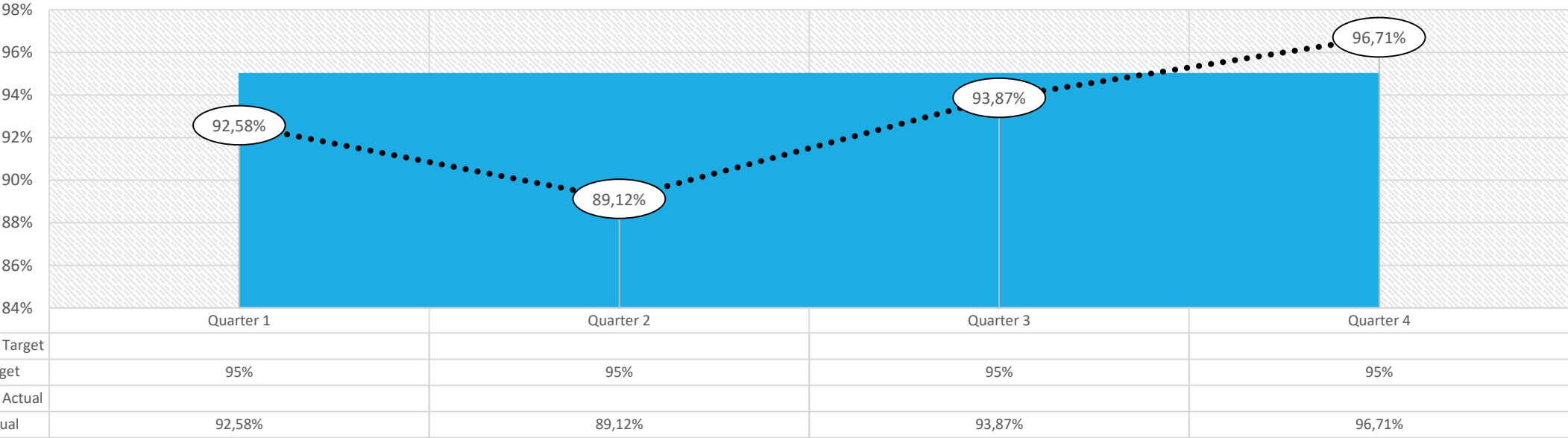
## Reasons for Deviation From Set Target

An expeditious nature of the investigation required on requests received, enabled the focus on the reduction of backlog cases.

# PROGRAMME 3: DETECTIVE SERVICE



Percentage of results of trial updated in respect of the following: Guilty verdict (Target: 95% of results of trial (guilty) updated within 20 calendar days)



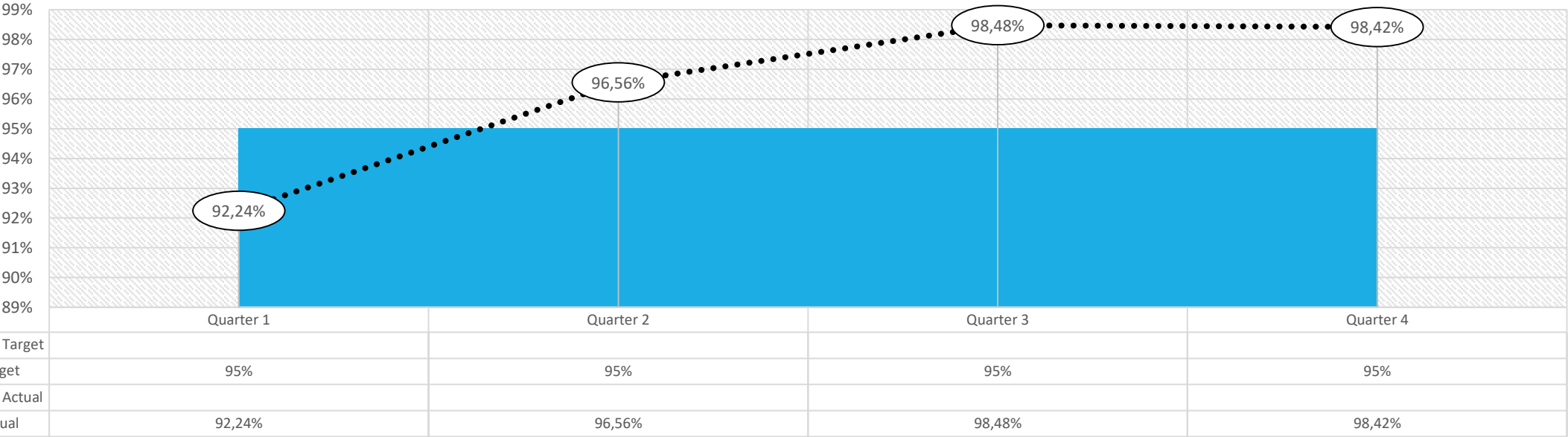
### Reasons for Deviation From Set Target

The Criminal Record and Crime Scene Management at national level implemented a 24-hour shift system. The improved performance was further sustained, through daily planning, monitoring and management of the workload.

# PROGRAMME 3: DETECTIVE SERVICE



Percentage of results of trial updated in respect of the following: Not guilty verdict (Target: 95% of results of trial (not guilty/withdrawn) updated within 20 calendar days)

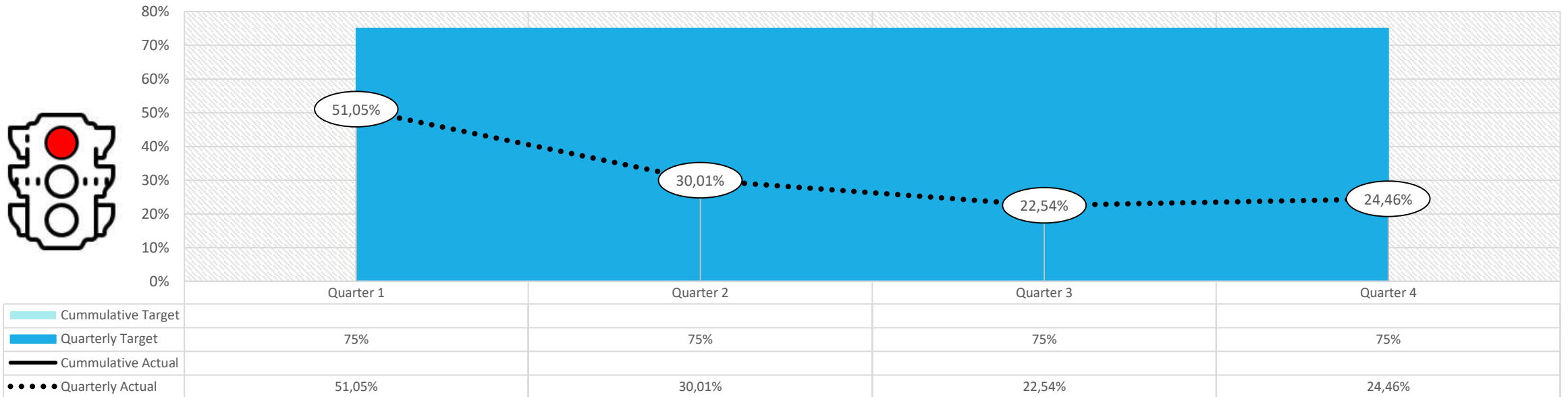


## Reasons for Deviation From Set Target

The process to update the results for a not guilty result is more rapid.

# PROGRAMME 3: DETECTIVE SERVICE

**Percentage of routine case exhibits (entries) finalised (Target: 75% of routine case exhibits (entries) processed within 35 calendar days)**

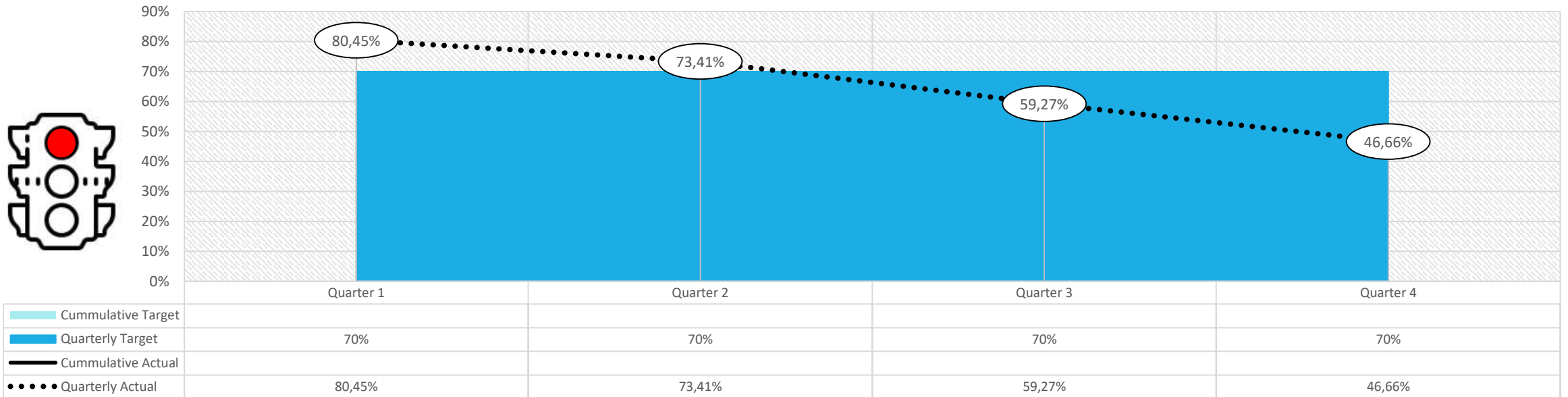


## Reasons for Deviation From Set Target

Equipment and machinery are not operational.  
 A lack of consumables and re-agents.  
 The utilisation of 50% personnel, resulting from rotation, due to COVID-19.  
 Buildings closed down for days for decontamination, resulting in a loss of production.

# PROGRAMME 3: DETECTIVE SERVICE

**Percentage of non-routine case exhibits (entries) finalised (Target: 70% of non-routine case exhibits (entries) processed within 113 calendar days)**



## Reasons for Deviation From Set Target

Equipment and machinery are not operational.

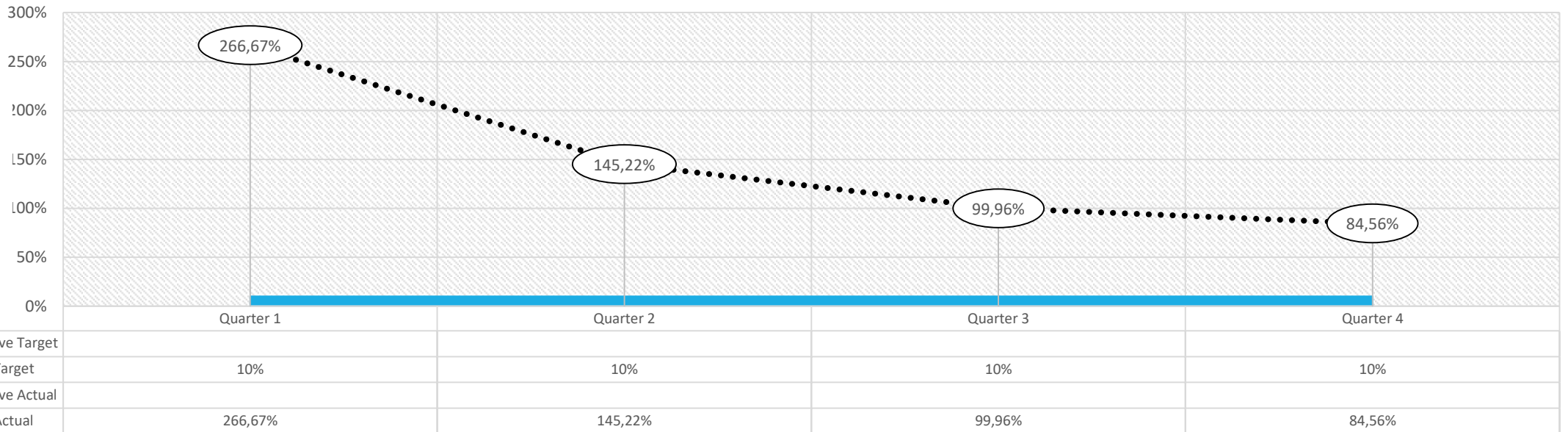
A lack of consumables and re-agents.

The utilisation of 50% personnel, resulting from rotation, due to COVID-19.

Buildings closed down for days for decontamination, resulting in a loss of production.

# PROGRAMME 3: DETECTIVE SERVICE

**Percentage of case exhibits (entries) not yet finalised exceeding the prescribed time frames (Target:  
Backlog not exceeding 10% of registered case exhibits (entries))**

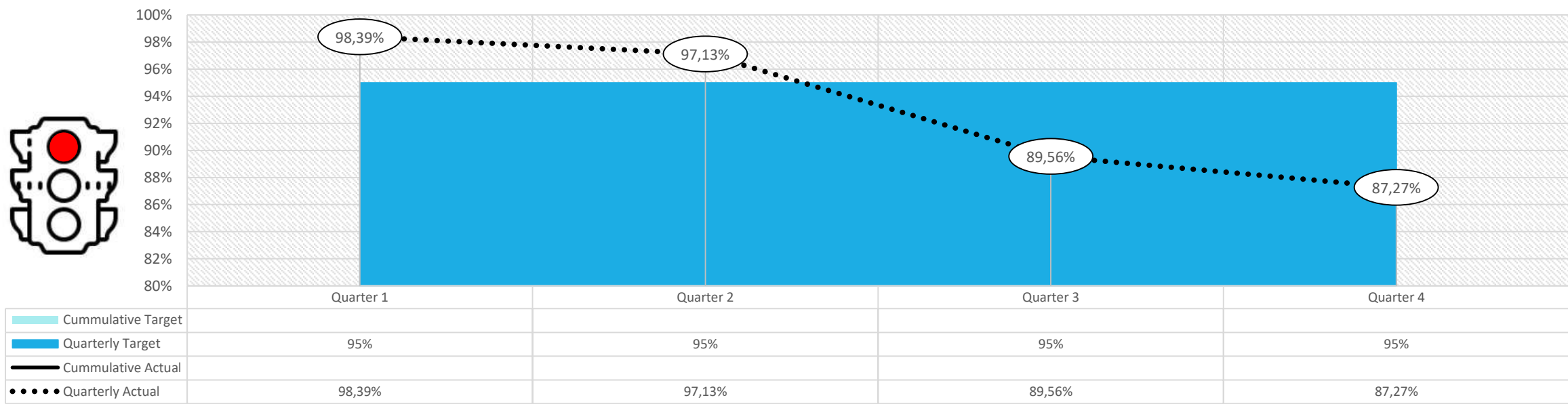


## Reasons for Deviation From Set Target

Equipment and machinery are not operational.  
 A lack of consumables and re-agents.  
 The utilisation of 50% personnel, resulting from rotation, due to COVID-19.  
 Buildings closed down for days for decontamination, resulting in a loss of production.

# PROGRAMME 3: DETECTIVE SERVICE

Percentage of Ballistics Intelligence (IBIS) case exhibits (entries) finalised (Target: 95% of IBIS case exhibits (entries) finalised within 35 calendar days)



## Reasons for Deviation From Set Target

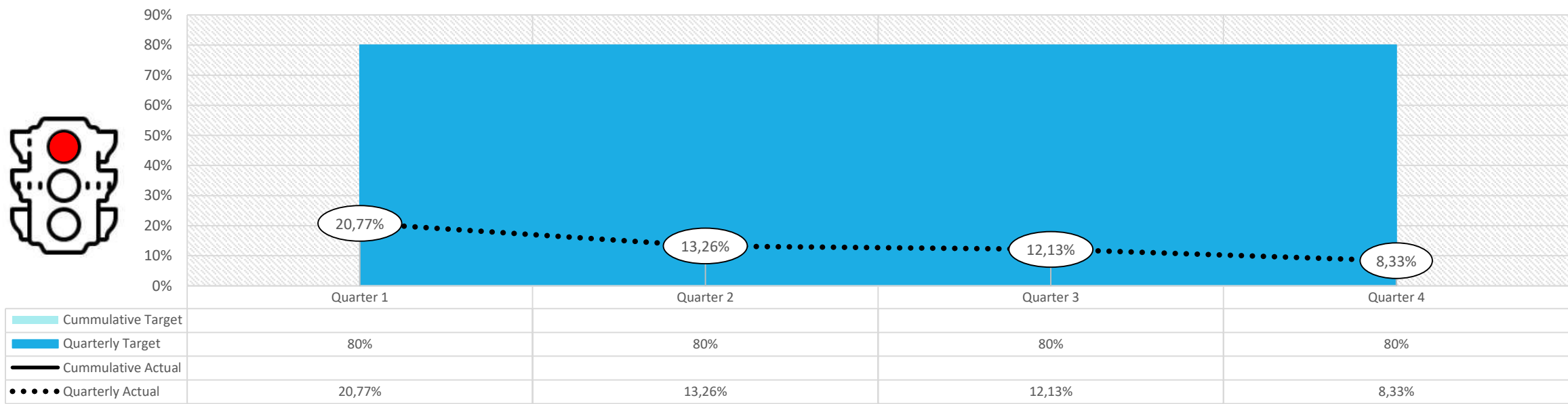
- Equipment and machinery are not operational.
- A lack of consumables and re-agents.
- The utilisation of 50% personnel, resulting from rotation, due to COVID-19.
- Buildings closed down for days for decontamination, resulting in a loss of production.



# PROGRAMME 3: DETECTIVE SERVICE



Percentage of Biology DNA Intelligence case exhibits (entries) finalised (Target: 80% of DNA intelligence case exhibits (entries) processed within 90 calendar days)



## Reasons for Deviation From Set Target

- Equipment and machinery are not operational.
- A lack of consumables and re-agents.
- The utilisation of 50% personnel, resulting from rotation, due to COVID-19.
- Buildings closed down for days for decontamination, resulting in a loss of production.



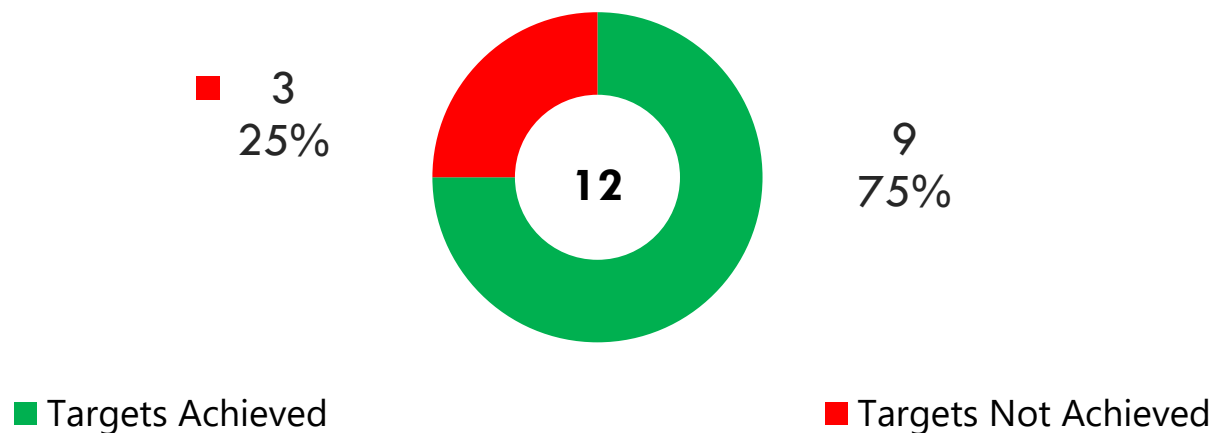
PROGRAMME 4:

# CRIME INTELLIGENCE

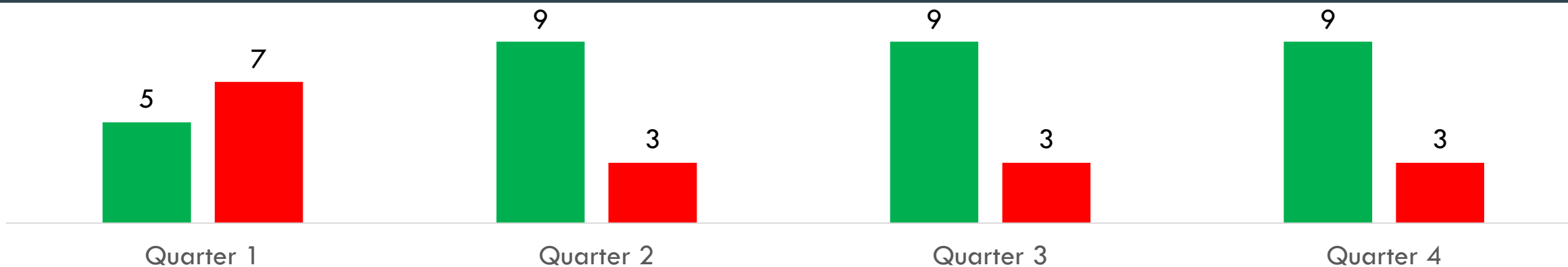
# PROGRAMME 4: CRIME INTELLIGENCE

## Performance Overview

### Overview



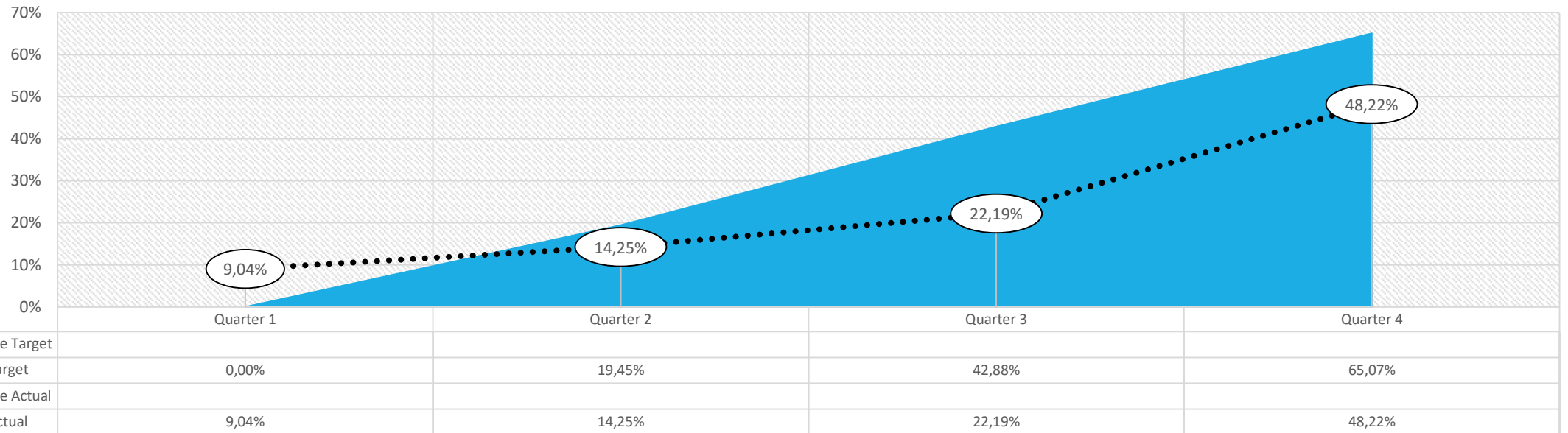
### Breakdown per Quarter



# PROGRAMME 4: CRIME INTELLIGENCE



**Percentage of network operations successfully terminated (Target: 65,07% (475 from a total of 730 network operations planned))**



## Reasons for Deviation From Set Target

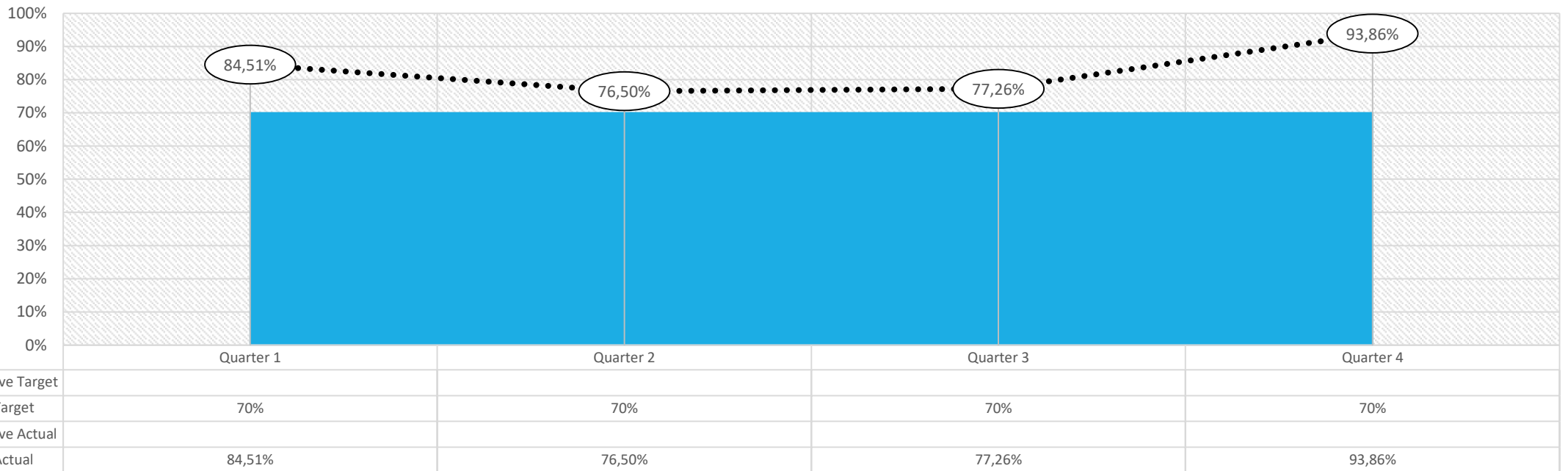
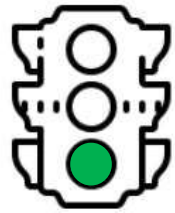
First line managers provided regular guidance to clusters/districts, with regards to the identification of possible network operations, the process thereof and assistance, with regards to resource capacitation, where needed.

Ensured that both the Intelligence Analysis Centre and Collections at Cluster level are operating in a symbiotic manner, to ensure maximum results, regarding both network operations, as well as proactive and reactive products for designated clients.

Provinces maximised efforts in the last quarter of the financial year, to identify operations that were a “quick win”, in terms of successful termination.

# PROGRAMME 4: CRIME INTELLIGENCE

Percentage of proactive intelligence reports that were operationalised at cluster/district level (Target: 70%)



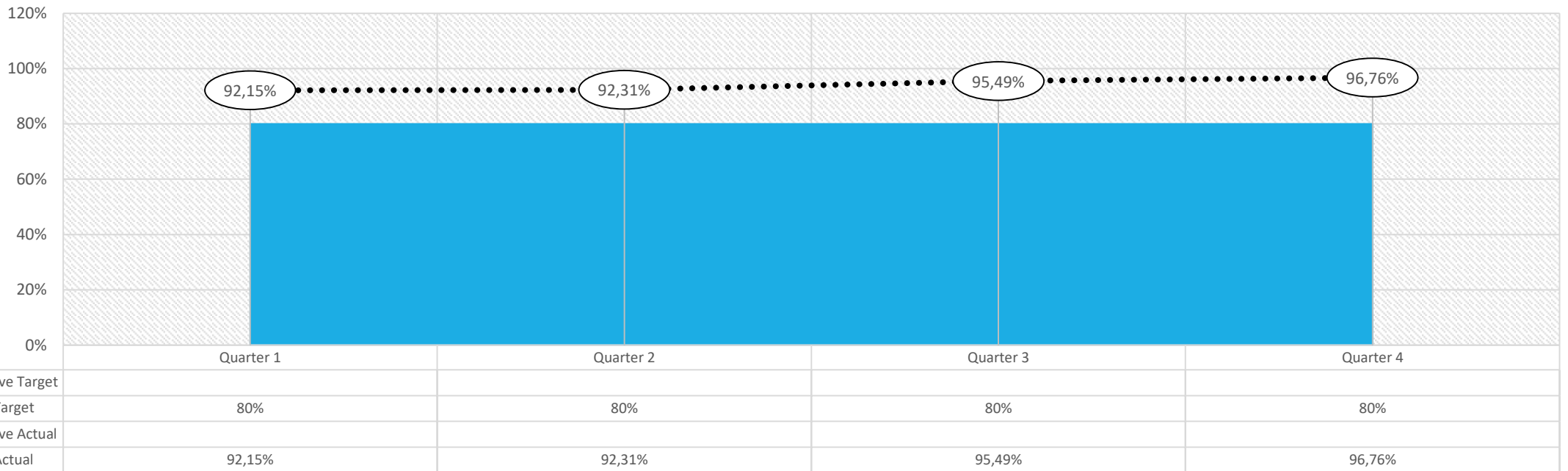
## Reasons for Deviation From Set Target

Reports provided to clients were threat based and applicable to the crime situation of the operating environment, which promotes the operationalisation thereof, as well as the generation of intelligence reports.

The relaxation of Lockdown restrictions allowed for the Department to double its efforts, in terms of the provisioning of reports to clients.

# PROGRAMME 4: CRIME INTELLIGENCE

Percentage of proactive intelligence reports that were operationalised at provincial level (Target: 80%)



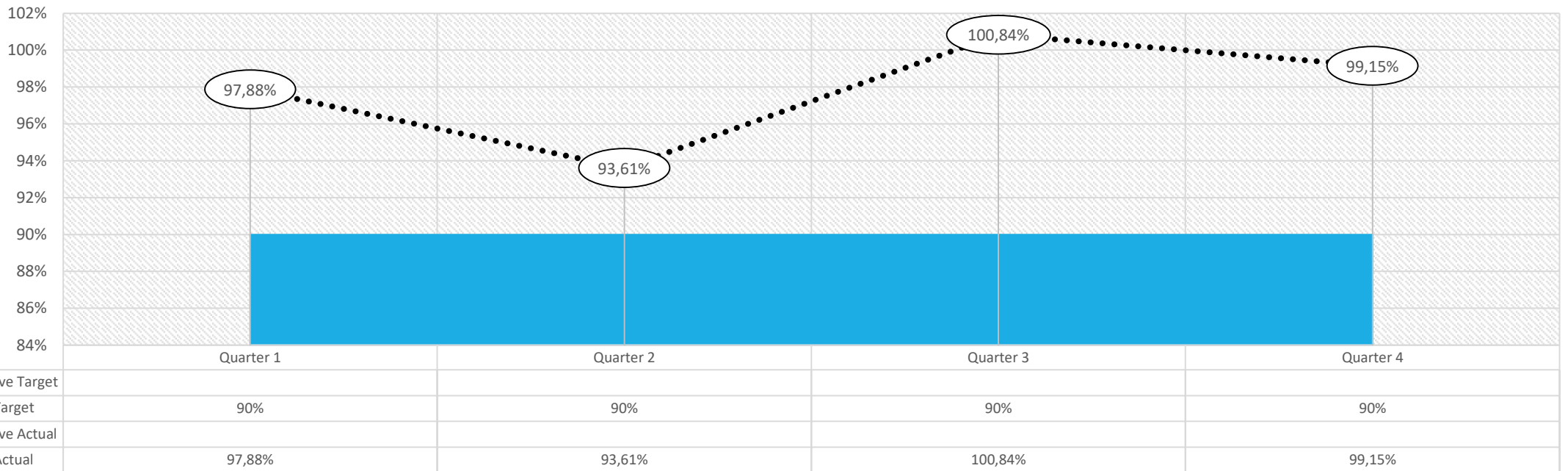
## Reasons for Deviation From Set Target

Reports provided to clients were threat based and applicable to the crime situation of the operating environment, which promotes the operationalisation thereof, as well as the generation of intelligence reports.

The relaxation of Lockdown restrictions allowed for the Department to double its efforts, in terms of the provisioning of reports to clients.

# PROGRAMME 4: CRIME INTELLIGENCE

Percentage of proactive intelligence reports that were operationalised at national level (Target: 90%)



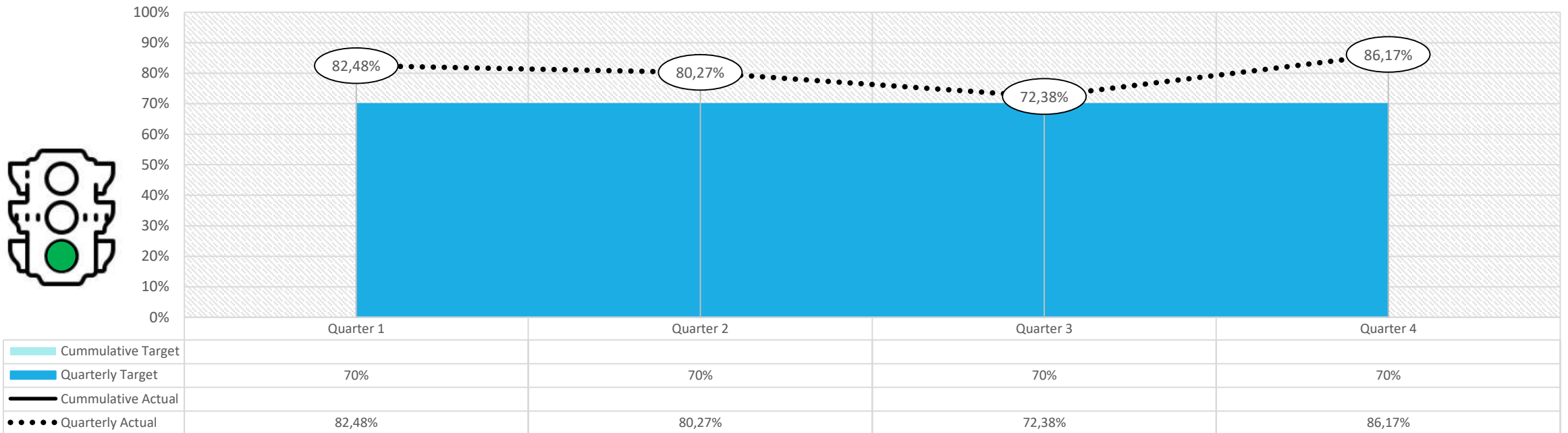
## Reasons for Deviation From Set Target

Reports provided to clients were threat based and applicable to the crime situation of the operating environment, which promotes the operationalisation thereof, as well as the generation of intelligence reports.

The relaxation of Lockdown restrictions allowed for the Department to double its efforts, in terms of the provisioning of reports to clients.

# PROGRAMME 4: CRIME INTELLIGENCE

Percentage of reactive intelligence reports that were operationalised at cluster/district level (Target: 70%)



## Reasons for Deviation From Set Target

Reports provided to clients were threat based and applicable to the crime situation of the operating environment, which promotes the operationalisation thereof, as well as the generation of intelligence reports.

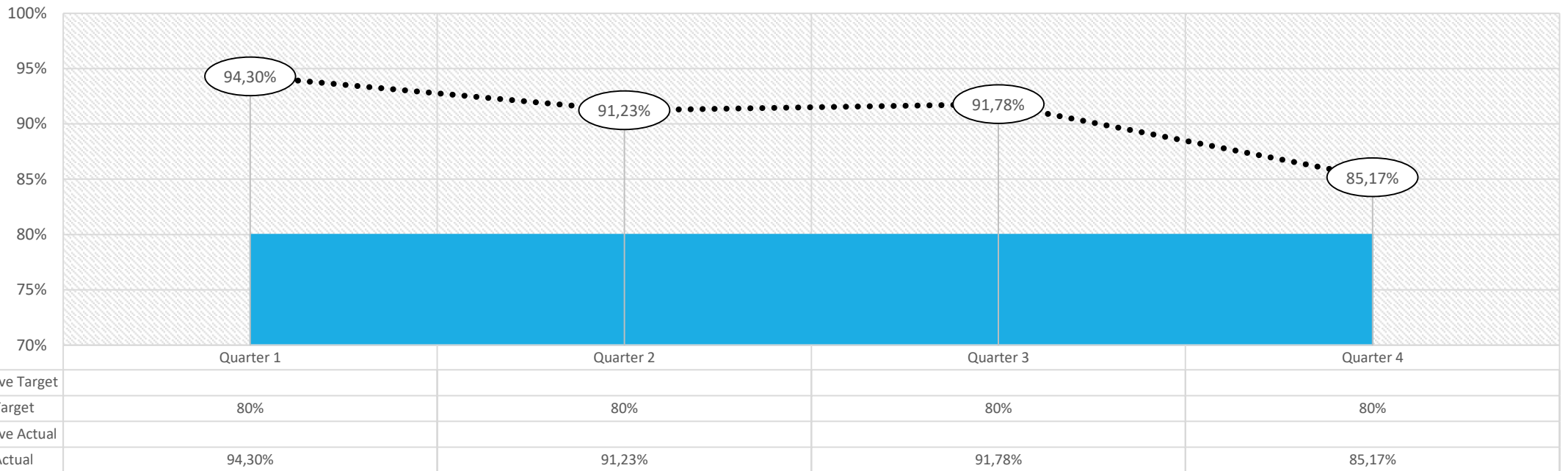
The relaxation of Lockdown restrictions allowed for the Department to double its efforts, in terms of the provisioning of reports to clients.



# PROGRAMME 4: CRIME INTELLIGENCE



Percentage of reactive intelligence reports that were operationalised at provincial level (Target: 80%)



## Reasons for Deviation From Set Target

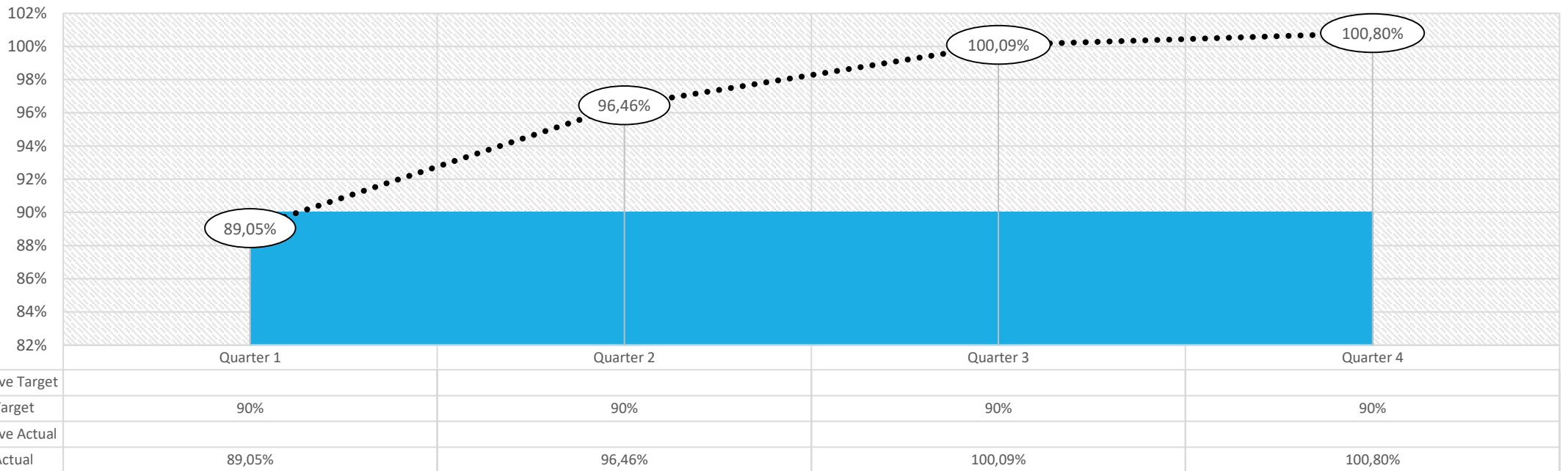
Reports provided to clients were threat based and applicable to the crime situation of the operating environment, which promotes the operationalisation thereof, as well as the generation of intelligence reports.

The relaxation of Lockdown restrictions allowed for the Department to double its efforts, in terms of the provisioning of reports to clients.

# PROGRAMME 4: CRIME INTELLIGENCE



Percentage of reactive intelligence reports that were operationalised at national level (Target: 90%)



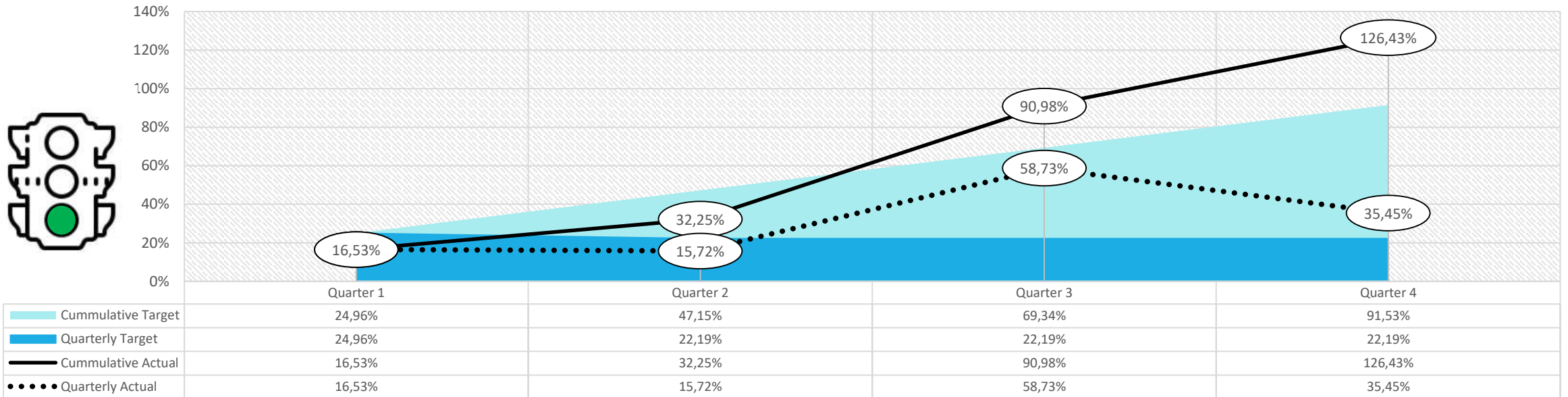
## Reasons for Deviation From Set Target

Reports provided to clients were threat based and applicable to the crime situation of the operating environment, which promotes the operationalisation thereof, as well as the generation of intelligence reports.

The relaxation of Lockdown restrictions allowed for the Department to double its efforts, in terms of the provisioning of reports to clients.

# PROGRAMME 4 - CRIME INTELLIGENCE

Percentage of security clearances finalised in the SAPS, in relation to the total planned annually (Target: 100% (865))



## Reasons for Deviation From Set Target

An intervention, which enhanced the vetting evaluations capacity and increased on the performance output.

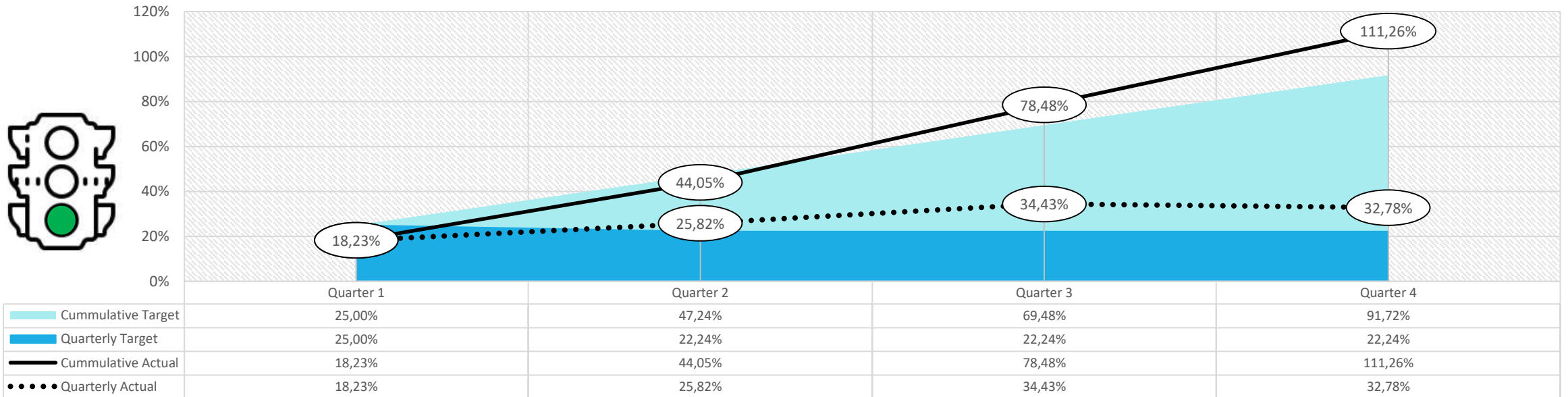
Emanating from the above intervention was the increased availability of physical resources, including vehicles.

“Business processes and performance management” associated with the mentioned Intervention, contributed to achievement of the target.

The reduced rate of COVID-19 infections and the resultant change of the alert levels in the 3rd quarter, compared to the 1st semester, also contributed to achievement of target, as certain restrictions were lifted and allowed for the return of a greater number of personnel to the workplace.

# PROGRAMME 4 - CRIME INTELLIGENCE

**Percentage of ICT security assessments finalised in the SAPS, in relation to the total planned annually  
(Target: 100% (2 370))**



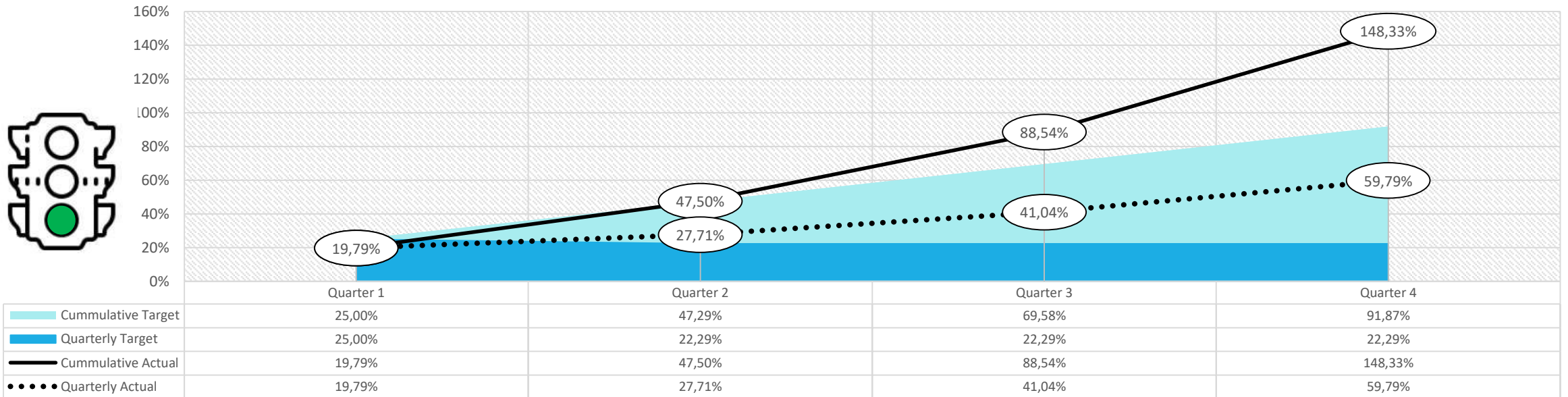
## Reasons for Deviation From Set Target

The reduced rate of COVID-19 infections and the resultant change of the alert levels in the 3rd quarter, compared to the 1st semester, also contributed to the achievement of the target, as certain restrictions were lifted and allowed for the return of a greater number of personnel to the workplace.

In addition, sufficient performance management controls impacted on the achievement of the target.

# PROGRAMME 4 - CRIME INTELLIGENCE

Percentage of mandatory physical security assessments finalised in the SAPS, in relation to the total planned annually (Target: 100% (480))

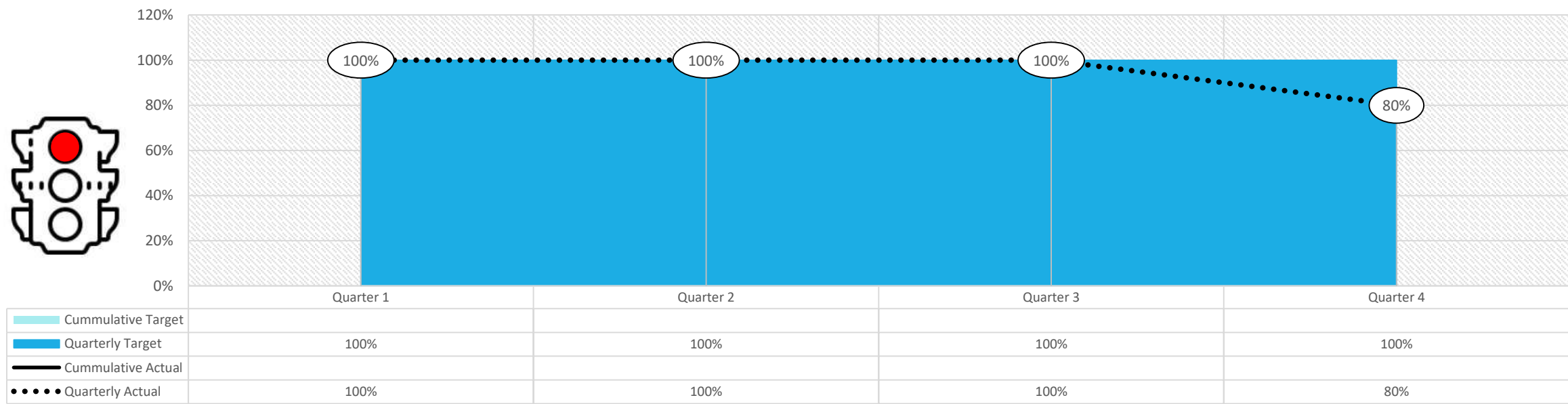


## Reasons for Deviation From Set Target

The reduced rate of COVID-19 infections and the resultant change of the alert levels in the 3rd quarter, compared to the 1st semester, also contributed to achievement of target, as certain restrictions were lifted and allowed for the return of a greater number of personnel to the workplace. In addition, sufficient performance management controls impacted on the achievement of the target.

# PROGRAMME 4: CRIME INTELLIGENCE

Percentage of cross-border operations facilitated, in relation to requests received from INTERPOL member countries (Target: 100%)



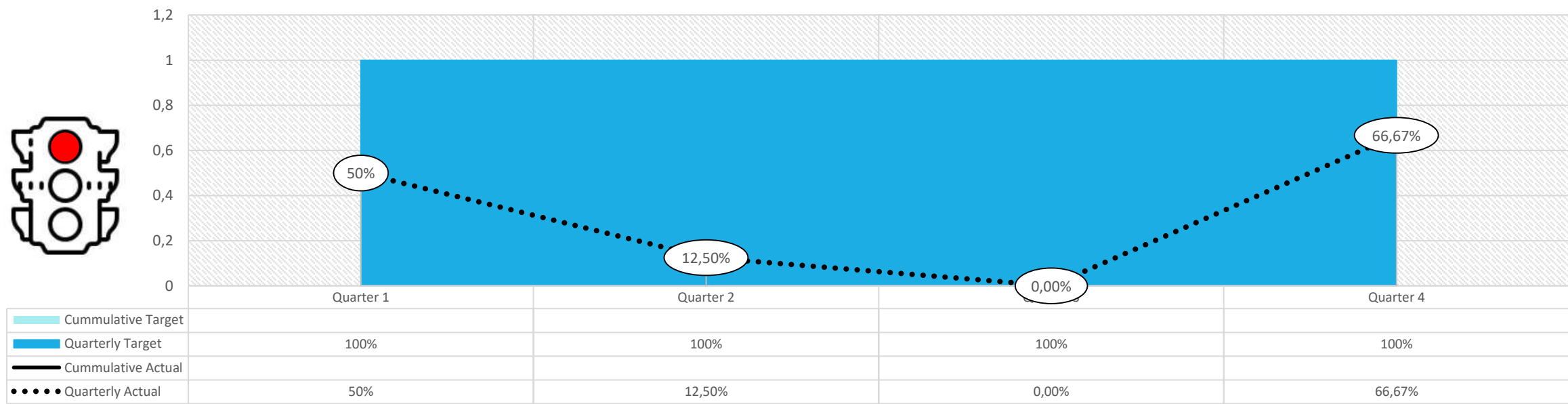
## Reasons for Deviation From Set Target

Disaster Management Act Regulations to curb the spread of COVID-19 prohibited travels, resulting in the cancellation of cross-border operations.

# PROGRAMME 4: CRIME INTELLIGENCE



Percentage of arrests of identified transnational crime suspects facilitated, in relation to requests received from INTERPOL member countries (Target: 100%)



## Reasons for Deviation From Set Target

Arrests are dependent on a number of factors that require the involvement and endorsement by other government departments and non-compliance to the requirements has legal implications.



PROGRAMME 5:


# PROTECTION AND SECURITY SERVICES



# PROGRAMME 5: PROTECTION AND SECURITY SERVICES

## Performance Overview

### Overview

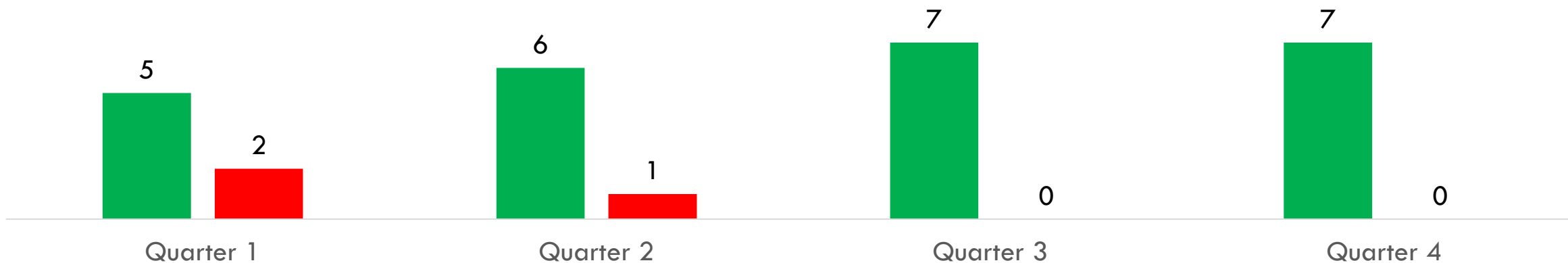


7  
100%

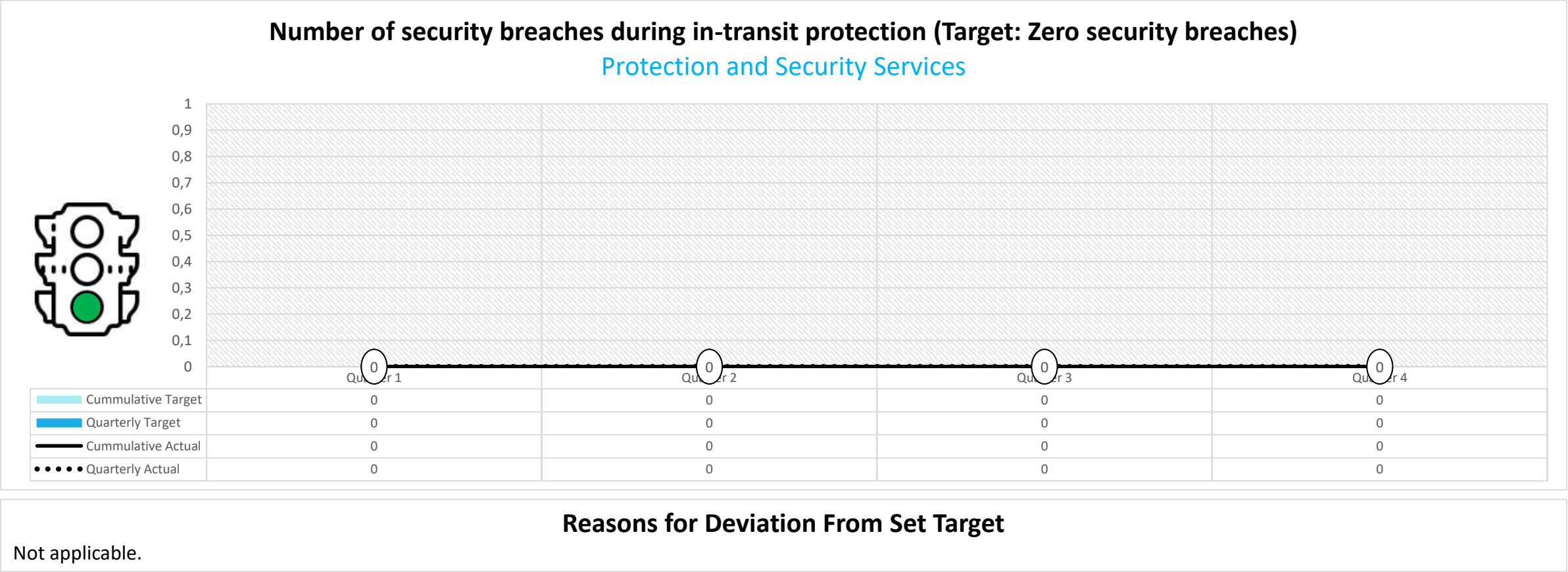
■ Achieved

■ Not Achieved

### Breakdown per Quarter



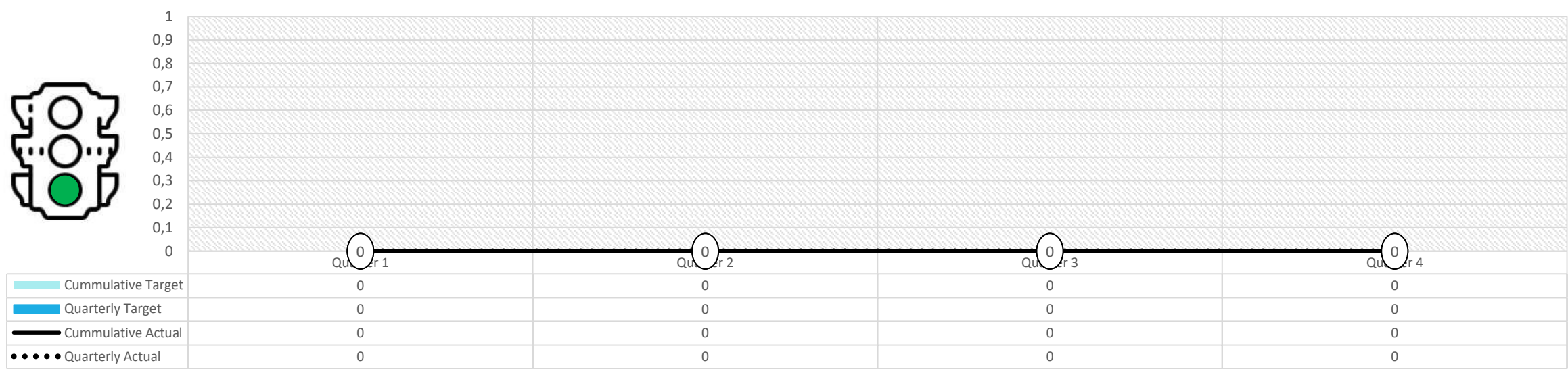
# PROGRAMME 5: PROTECTION AND SECURITY SERVICES



# PROGRAMME 5: PROTECTION AND SECURITY SERVICES

Number of security breaches at identified government installations and identified VIP residences (Target:  
Zero security breaches)

Protection and Security Services

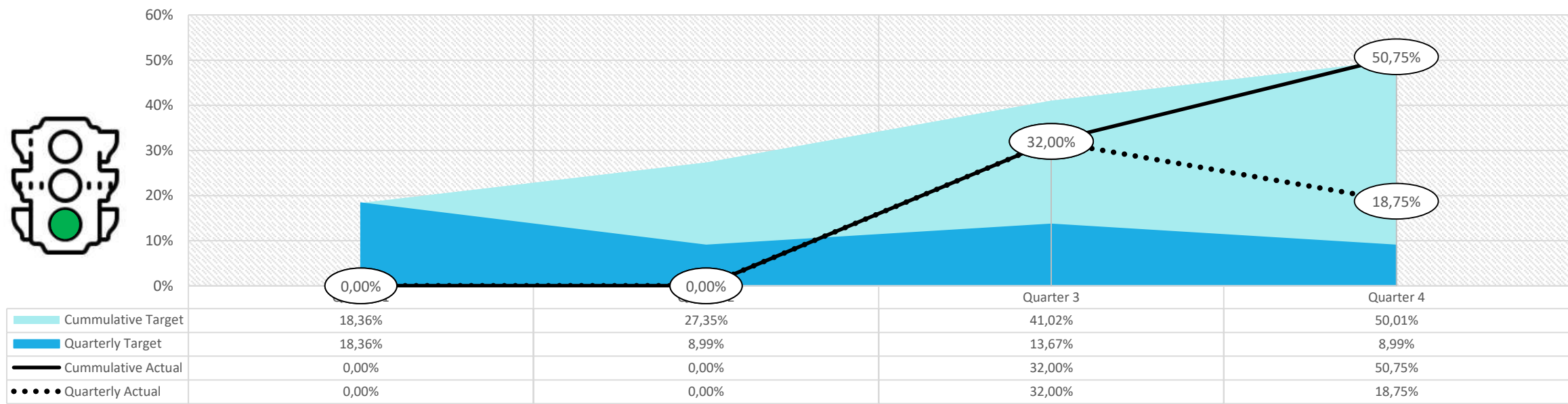


## Reasons for Deviation From Set Target

Not applicable.

# PROGRAMME 5: PROTECTION AND SECURITY SERVICES

Percentage of strategic installations audited (Target: 51,20% (128 from a total of 250))  
Protection and Security Services

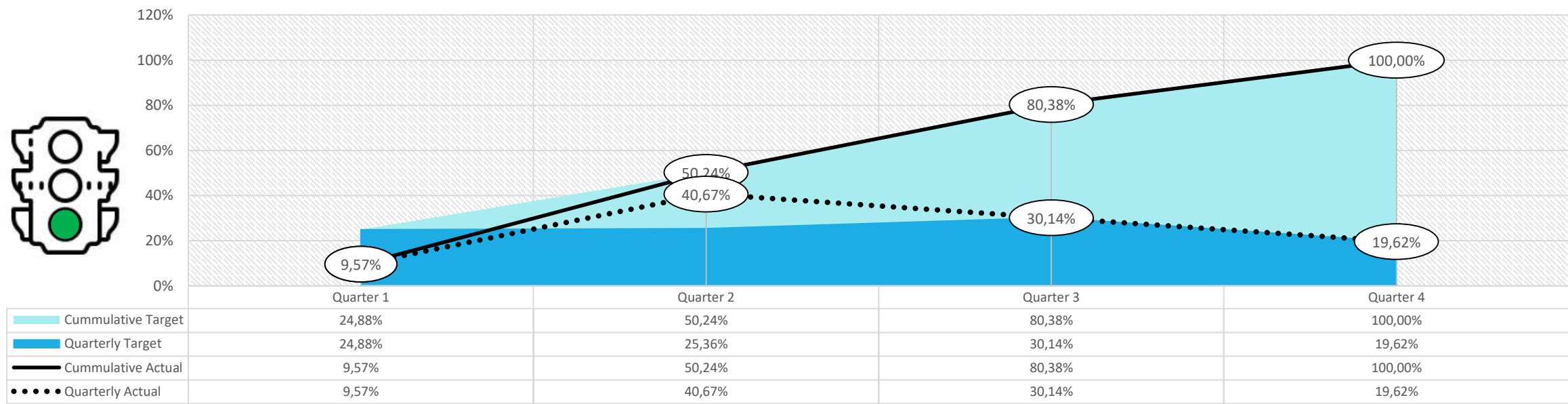


## Reasons for Deviation From Set Target

One additional audit was conducted at the Department of Mineral Resource, in the Mpumalanga Province.

# PROGRAMME 5: PROTECTION AND SECURITY SERVICES

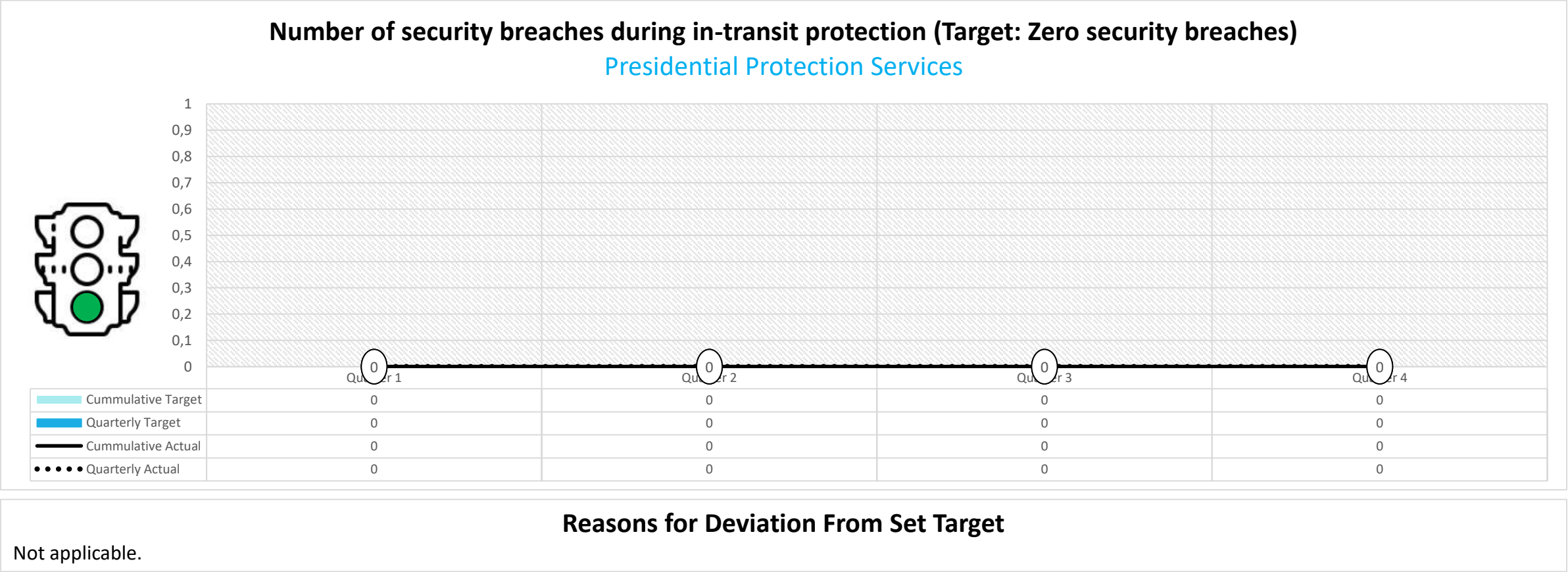
Percentage of NKPs evaluated (Target: 100% (209))  
Protection and Security Services



## Reasons for Deviation From Set Target

Not applicable.

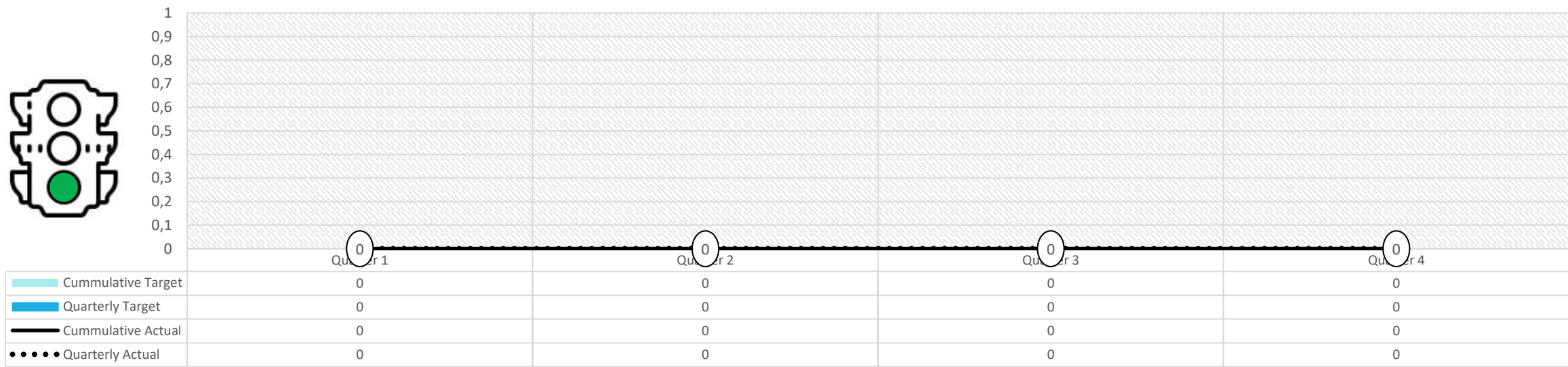
# PROGRAMME 5: PROTECTION AND SECURITY SERVICES



# PROGRAMME 5: PROTECTION AND SECURITY SERVICES

Number of security breaches at identified government installations and identified VIP residences (Target: Zero security breaches)

Presidential Protection Services

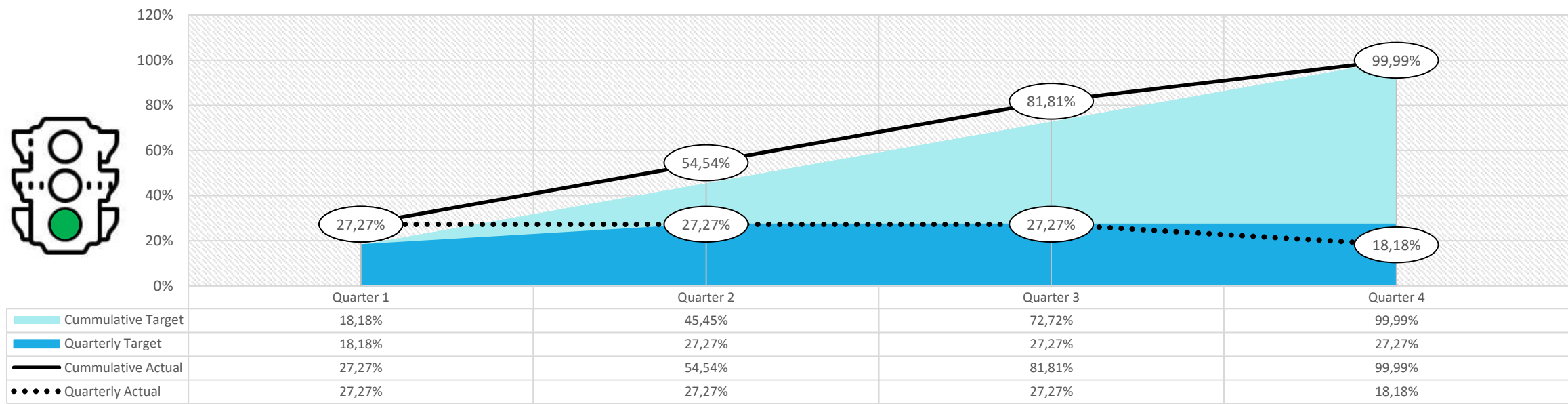


## Reasons for Deviation From Set Target

Not applicable.

# PROGRAMME 5: PROTECTION AND SECURITY SERVICES

Percentage of NKPs evaluated (Target: 100% (11))  
Presidential Protection Services



## Reasons for Deviation From Set Target

Securing an appointment at one National Key Point, prior to its original appointment date, was possible. The NKP was evaluated, in quarter 1.





**THANK YOU**