

NORTHERN CAPE FETSA TLALA FOOD PRODUCTION PROGRAMME

STATE OF READINESS FOR SUMMER PLANTING

5 November 2019



agriculture, land reform
& rural development
Department:
agriculture, land reform & rural development
NORTHERN CAPE PROVINCE
REPUBLIC OF SOUTH AFRICA

LAND USE

Livestock Province

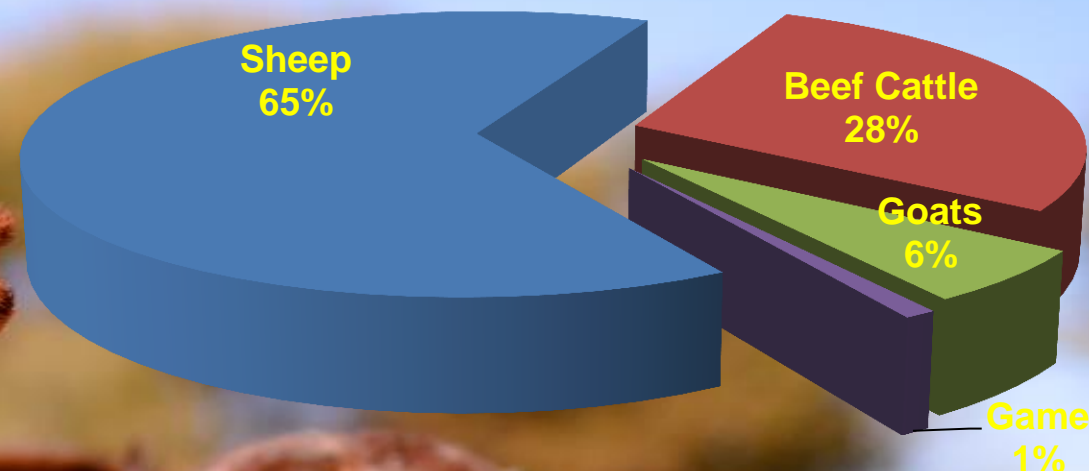
67 % of land use is for Livestock production

- 5,5 m sheep = 25% of National Flock
- 0,517m cattle = 3.58% of National herd

Vaalharts Irrigation Scheme – 32 000 Ha

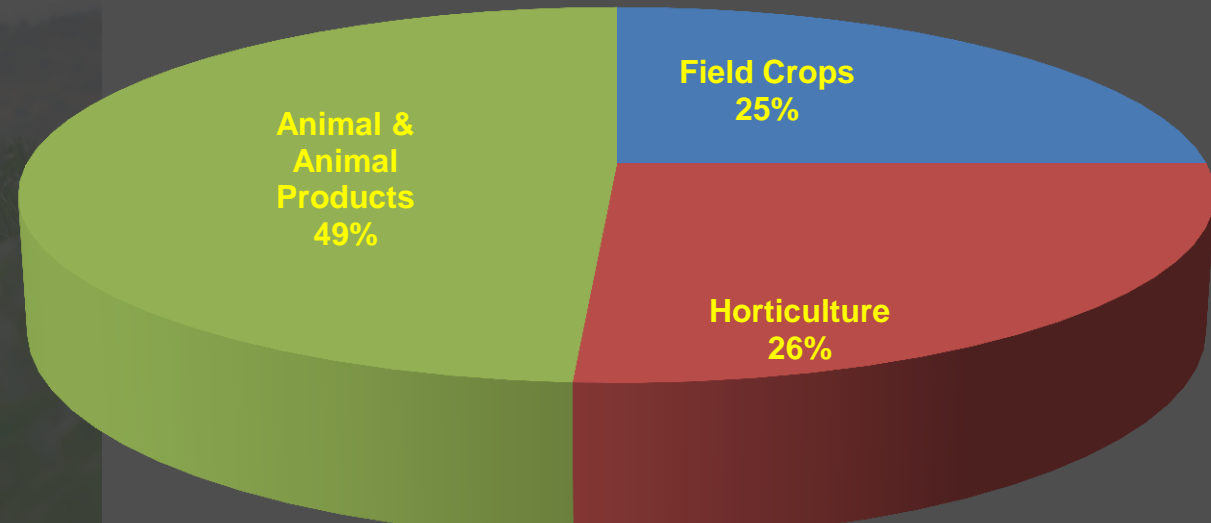
1% is for crop production – mainly
under irrigation

- Maize: 5% of National Production
- Wheat: 17% of National Production
- Dry Beans: 2%
- Ground nuts: 16% of National Production





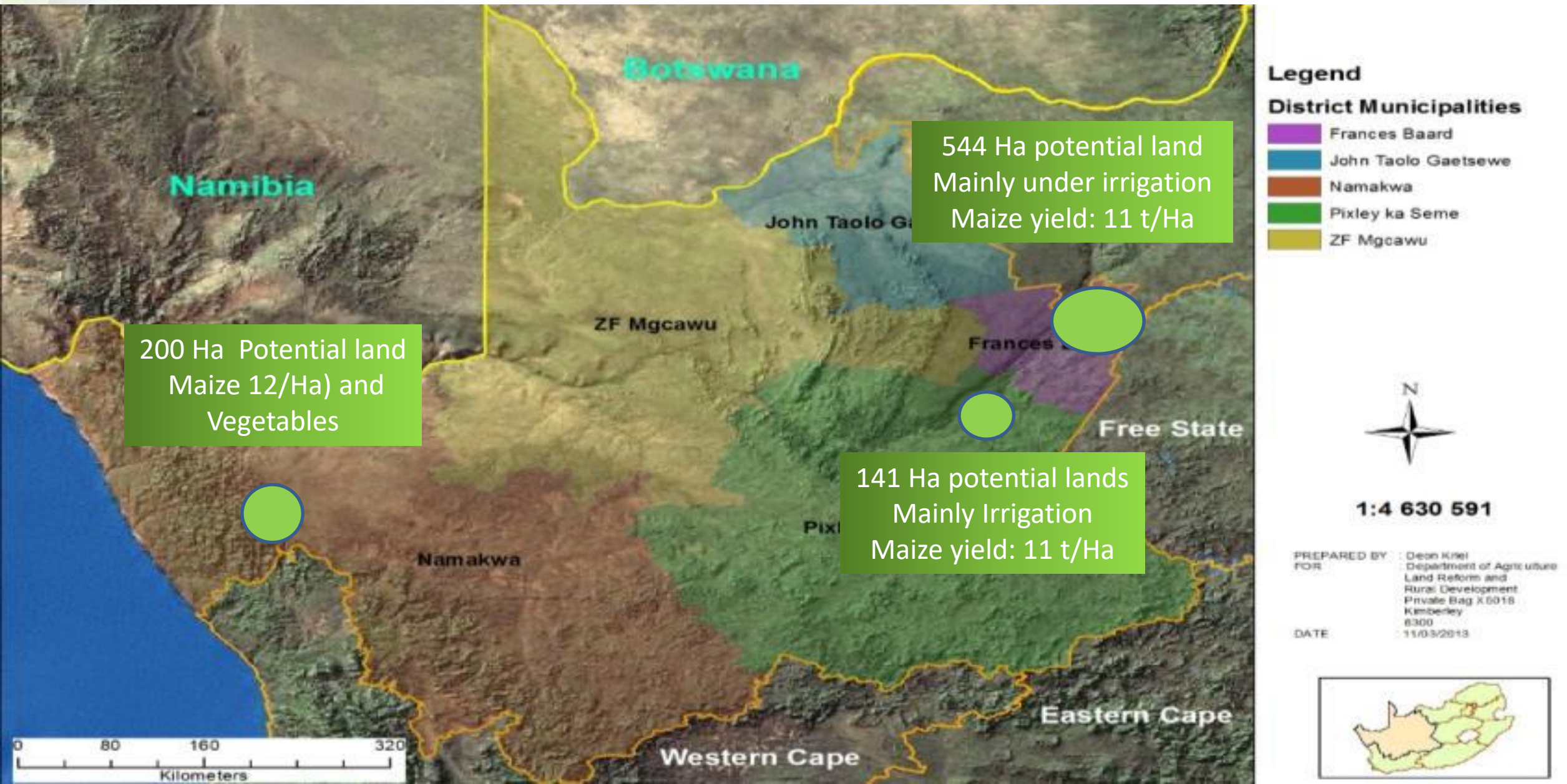
Make up of NC Agric



Region	Area under irrigation	Main crops	Irrigation method
Vaalharts	32 000ha	Summer grains, Winter Cereals, Groundnuts, Lucerne, Pecan nuts	Centre Pivot and drip
Middle Orange	44 000ha	Summer Grains, Winter Cereals, Lucerne and Cotton	Centre Pivot
Lower Orange	38 000ha	Wine, dry and table grapes and Lucerne	Flood, drip and micro



TOTAL HECTARES OF MAIZE PRODUCTION PER DISTRICT



NATIONAL SIGNED APP FETSA TLALA TARGETS (2019/20)

PDAs	SIGNED OFF APP TARGETS	QUARTERLY TARGETS			
		Q1	Q2	Q3	Q4
EC	36 269 [31 294]	0	0	29 269	7 000
FS	8 978 [9 111]	0	44	88	7 222
GP	3 600	0	0	1 760	1 840
KZN	16 162	1 738	3 060	7 000	4 364
LP	14 339	470	1 330	6 903	5 636
MP	12 060	583	989	9 484	1 004
NC	900	0	500	400	0
NW	14 550 [22 424]	0	0	9 000	5 550
WC	4 300	0	4 300	0	0
TOTAL	109 534	2 791	10 223	63 904	32 616

- It is important for provinces to provide list/s of farmers they will be supporting in each quarter

EC, FS and NW amended original figures but figures captured here were signed APPs

NUMBER OF PROJECTS & HECTARES PER DISTRICT

Crop	Total Hectors	District	No. of Projects
Maize(Yellow & White)	544	Frances Baard	14
	141	Pixley ka Seme	3
	200	Namakwa	1
TOTAL	885		18



agriculture, land reform
& rural development

Department:
agriculture, land reform & rural development
NORTHERN CAPE PROVINCE
REPUBLIC OF SOUTH AFRICA



FETSA TLALA PROJECTS are only under IRRIGATION

- The Province has both winter and summer cropping
- Wheat is planted in winter from the 15th of June – 15th of July (depending on cultivar) – **117 Ha planted already**
- Wheat is harvested in Nov / Dec
- Maize is planted from the 15th of November to the 15th of December
- The province utilizes the same lands for both crops i.e. 117 Ha for wheat in winter and with an increase in hectares 885 Ha for Maize

PROCUREMENT PLAN FOR PRODUCTION INPUTS



agriculture, land reform
& rural development

Department:
agriculture, land reform & rural development
NORTHERN CAPE PROVINCE
REPUBLIC OF SOUTH AFRICA

NORTHERN CAPE COSTS INCURRED

District	Targeted hectares	Seeds ordered		Fertilizer ordered				Mechanization units (tractors)		Pesticides (litres)		Total costs incurred
		Tons	Costs incurred	Tons	Costs incurred	Litres	Costs incurred	Repair/ maintenance	Costs incurred	Litres	Costs incurred	
Frances Baard	544	13.6	1 632 000	163.2	1 948 608	217 600	3 699 200		Own		Own	7 279 808
Pixley Ka Seme	141	3.6	423 000	42.3 77.6 28.2 21	505 062 428 352 181 608 135 240				Own		Own	1 673 262
Namakwa	200	5	600 000	60	716 400				Own		Own	1 316 400
TOTAL												9 669 470



agriculture, land reform
& rural development

Department:
agriculture, land reform & rural development
NORTHERN CAPE PROVINCE
REPUBLIC OF SOUTH AFRICA

Application of Granular fertilizer(MAP) at Iphemeleng Irrigation Farm in Hartswater



agriculture, land reform
& rural development

Department:
agriculture, land reform & rural development
NORTHERN CAPE PROVINCE
REPUBLIC OF SOUTH AFRICA

TOTAL COST OF MAIZE & YIELD

Expected Yield: 11tons/ha

Estimated Average price/ton: R 2 500.00

District	Activity	Total Ha	Cost /ha	Total Cost	Expected Total Yield	Estimated Total Income
Frances Baard	Seed & Fertilizer	544	R 14 000	R 7 279 808.00	5 984ton	R 14 960 000.00
Pixley Ka Seme	Seed, Fertilizer, soil preparation & planting, application of chemicals & harvesting	141	R 18 000	R 2 520 000.00	1 540ton	R 3 850 000.00
Namakwa	Seed, Fertilizer, soil preparation & planting & harvesting	200	R16 000	R 3 200 000.00	2 200ton	R 4 840 000.00



agriculture, land reform
& rural development

Department:
agriculture, land reform & rural development
NORTHERN CAPE PROVINCE
REPUBLIC OF SOUTH AFRICA

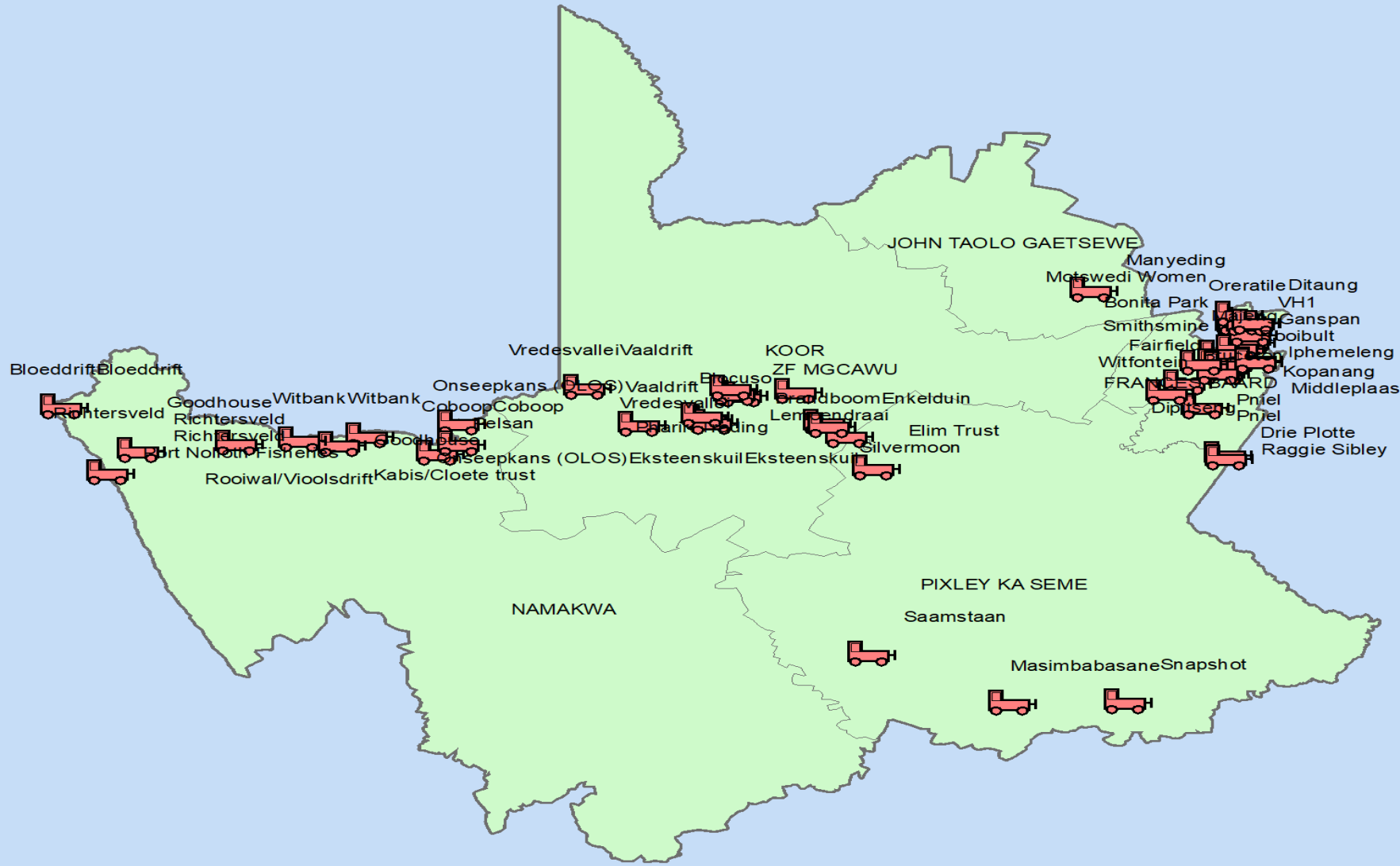
MECHANIZATION PLAN






agriculture, land reform
& rural development

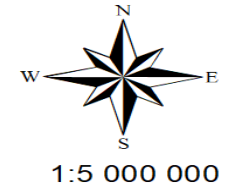
Department:
agriculture, land reform & rural development
NORTHERN CAPE PROVINCE
REPUBLIC OF SOUTH AFRICA

MECHANISATION PROJECTS



Legend

-  Mechanisation2016_2017
-  District Municipality
-  Provincial



Author: L Hlophe
 Coordinate System: GCS WGS 1984
 Datum: WGS 1984
 Units: Degree
 Date: 10/15/2017



agriculture, land reform
 & rural development

Department:
 agriculture, land reform & rural development
 NORTHERN CAPE PROVINCE
 REPUBLIC OF SOUTH AFRICA

VERIFICATION OF TRACTORS UNDERTAKEN BY DAFF AS AUGUST 2018 (indicating the numbers for tractors as at that time which has changed as of August 2019)

- Condition of tractors purchased by DAFF and Provincial Departments of Agriculture

Province	Total Number of Tractors	Number of Tractors Operational	Number of Tractors Requiring Minor Repair	Number of Tractors not Operational	Number of Tractors could not be Verified
Kwa-Zulu Natal	409	302	6	101	0
Limpopo	78	17	46	15	0
Mpumalanga	380	121	160	99	0
Gauteng	91	53	8	18	12
North West	72	53	15	4	0
Free State	72	38	7	24	3
Northern Cape	72	66	1	5	0
Eastern Cape	75	58	17	0	0
Western Cape	66	59	6	1	0
Total	1 314	767	266	266	15



**agriculture, land reform
& rural development**

Department:
agriculture, land reform & rural development
NORTHERN CAPE PROVINCE
REPUBLIC OF SOUTH AFRICA

Some of Implements procured for farmers at Kalkbui: FB



agriculture, land reform
& rural development

Department:
agriculture, land reform & rural development
NORTHERN CAPE PROVINCE
REPUBLIC OF SOUTH AFRICA



Combined harvester



THANK YOU