



**Vote 27: Environmental Affairs
Portfolio Committee Briefing
Quarter 1 Expenditure Report for the
period: 1 April – 30 June 2018**




Financial Management Services



environmental affairs
Department:
Environmental Affairs
REPUBLIC OF SOUTH AFRICA

Ms Nosipho Ngcaba
Director-General
Department of Environmental Affairs
30 October 2018



18

Presentation Outline

- Expenditure per Programme
- Expenditure per Economic Classification
- Expenditure Transfer Payments
- 30 Days Payment Report
- Public Entities Quarter 1 Reporting

Expenditure for the 2018/19 Financial Year per Programme

Programme	Main Appropriation R'000	Q1: Expenditure 1 April – 30 June 2018 R'000	Balance Available till 31 March 2019 R'000	% Spent
1. Administration	941 820	149 658	792 162	16%
2. Legal, Authorisation, Compliance and Enforcement	189 324	38 399	150 925	20%
3. Oceans and Coasts	491 995	103 855	388 140	21%
4. Climate Change and Air Quality	294 508	74 190	220 318	25%
5. Biodiversity and Conservation	773 350	210 444	562 906	27%
6. Environmental Programmes	3 871 281	534 065	3 337 216	14%
7. Chemicals and Waste Management	550 254	83 670	466 584	15%
Total	7 112 532	1 194 281	5 918 251	17%

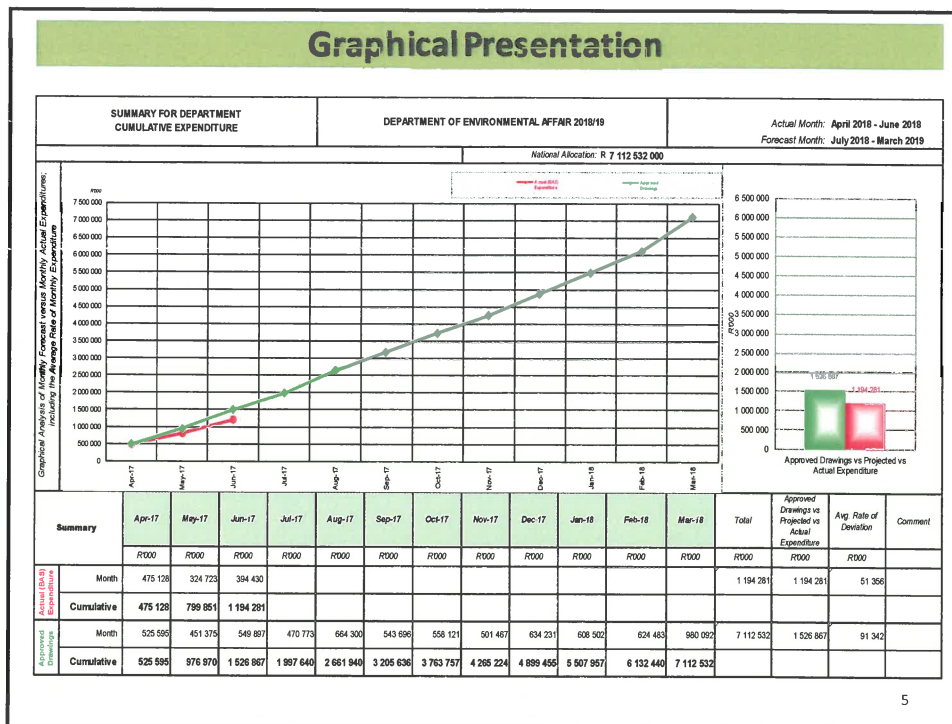


environmental affairs
Department:
Environmental Affairs
REPUBLIC OF SOUTH AFRICA

3

Expenditure per Economical Classification

Economical classification	Main Appropriation R'000	Q1: Expenditure 1 April - 30 June 2018 R'000	Balance Available till 31 March 2019 R'000	% Spent
Current Payments	2 554 196	502 539	2 051 657	20%
- Compensation of employees	1 149 020	263 817	885 203	23%
- Goods and services*	1 106 102	197 984	908 118	18%
- Waste Management Bureau*	296 879	38 543	258 336	13%
- Interest and rent on land	2 195	2 195	0	100%
Transfers and Subsidies	4 379 978	688 884	3 691 094	16%
Departmental Agencies	1 183 163	298 135	885 028	25%
Foreign Governments	16 928	0	16 928	0%
Non-Profits Institutions	19 860	1 400	18 460	7%
Green fund: DBSA	95 000	0	95 000	0%
Expanded Public Works Programme	2 998 640	378 374	2 620 266	13%
Recycling Enterprise Support Programme	63 000	7 588	55 412	12%
Other Transfers				
-compensation fund, leave gratuity & bursaries	3 387	3 387	0	100%
Payment for capital assets	178 347	2 847	175 500	2%
PPP New Building	147 375	0	147 375	0%
Machinery & Equipment	30 972	2 847	28 125	9%
Payment for financial assets	11	11	0	100%
Total	7 112 532	1 194 281	5 918 251	17%



Detail Current Expenditure *

Goods and services	Q1 R'000
Consultants, contractors and agency/ outsourced services **	120 311
Travel and subsistence: Domestic R28 738 219.11; Foreign R10 696 470.61; Non-Employees R521 269.60	39 956
Venues and facilities (communication projects and meetings)	7 104
Other operating expenditure ***	14 858
Operating leases (include accommodation, car rentals and Nestle machines rentals, printers, fax machines)	18 184
Owned and leasehold property expenditure (Include building maintenance and repairs)	2 268
Inventory includes: oil gas, medical, food supplies for Antarctica	384
Computer services (software licenses, operating systems, data lines & external computer services)	2 380
Consumables (stationery, printing, office suppliers)	9 496
Assets <R5000	235
Advertising (tenders, marketing, promotional items and recruitments costs)	3 526
Training and staff development (NRM Implementing Agencies & pilot youth programmes)	4 037
Communication (Installation of data lines, telephone & conference facilities in regions/Cape Town)	5 002
Audit cost – (External)	1 354
Catering & Entertainment	910
Bursaries employees	450
Administrative fees (increase in personnel agency and travel agency fees)	3 556
Fleet services (transport provided as part of the departmental activities)	1 416
Rental and hiring	1 100
TOTAL	236 527

environmental affairs
Department:
Environmental Affairs
REPUBLIC OF SOUTH AFRICA

6

Detail Consultants, Contractors and Agency Services **	
Notes	Q1
	R'000
Consultants, Contractors and Agency Services **	
Internal Auditors	2 865
Audit Committee	35
Communication	37
Research and Environmental Projects #	38 253
Legal Costs: State Attorney R7 018 231.78	7 735
Agency Fees:	70 550
• AMSOL: operating and manning vessels:	
-SA Agulhas II R20 140 906.49	
- Algoa Research Vessel R22 850 028.06	
• Waste Bureau: Payment through the South African Post Office for transporters, processors and collectors: R27 474 000.00	
Contractors: Artists and Performers	97
Event Promoters	117
Medical Services: Examinations	201
Transport	391
Security	24
Maintenance and repair machinery and equipment	6
TOTAL	120 311

Detail Research and Environmental Projects #	
Notes	Q1
	R'000
Research and Environmental Projects	
Asbestos Programme: Nemarango Consulting Engineers: 8km asbestos free road in Mafeke and 5 asbestos free classrooms in Sealane Primary School Limpopo Province	15 450
Air Quality Monitoring Stations: C&M Consulting Engineers: Installation and maintenance	4 812
Marine Protected Areas Management:	
- Trafalgar and Aliwal Shoal	1 540
- Saldana Bay	813
- Helderberg	220
- St Lucia and Maputoland	2 200
- Pondoland	82
Landfill licensing Northern and Eastern Cape	623
Various smaller projects as per Annexure A	2 513
TOTAL	38 253

Detail Current Other Operating Expenditure ***

Notes	Q1
Operating Expenditure ***	R'000
Air charter services, voyages to Islands & landing rights, harbour, dock fees (Buoy, ocean surveyor & systems); Helicopter Services Marion Island Voyage	10 954
Professional bodies, membership and subscription fees#	929
Printing & publications services	1 982
Resettlement costs	518
Courier & Delivery services	333
Freight & Harbour services	1
Other:	
Car valet & wash services/Laundry services/Gifts/Nonlife insurance/Drivers licenses & permits/Achievements and awards/Storage of assets & goods	141
TOTAL	14 858



environmental affairs
Department
Environmental Affairs
REPUBLIC OF SOUTH AFRICA

9

Payment of Capital Assets

Machinery and Equipment	Q1
	R'000
Computer Equipment	1 321
Computer Hardware & Systems: Server / Mainframe	1 031
Printing Equipment	53
Office Equipment	6
Office Furniture	302
Security Equipment	51
Audio Visual Equipment	22
Domestic Equipment	46
Learning/Training/Library Materials	16
Total	2 847

10

Transfers: Departmental Agencies

Departmental Agencies	Main Appropriation	Q1: Expenditure 1 April – 30 June 2018	Balance Available till 31 March 2019	% Spent
	R'000	R'000	R'000	
South African National Parks				
Operational	255 413	86 926	168 487	34%
Infrastructure	141 143	0	141 143	0%
South African National Biodiversity Institute				
Operational	325 781	83 395	242 386	26%
Infrastructure	79 350	72 350	7 000	91%
South African Weather Service				
Operational	199 975	49 994	149 981	25%
Infrastructure	37 030	0	37 030	0%
iSimangaliso Wetland Park Authority				
Operational	32 821	5 470	27 351	17%
Infrastructure	111 650	0	111 650	0%
Total	1 183 163	298 135	885 028	25%
% Spent		25%		



environmental affairs
Department:
Environmental Affairs
REPUBLIC OF SOUTH AFRICA

11

Transfers: Expanded Public Works Projects

Expanded Public Works Programmes	Main Appropriation	Q1: Expenditure 1 April – 30 June 2018	Balance Available till 31 March 2019	% Spent
	R'000	R'000	R'000	
Working for Water Projects				
Projects	990 682	14 674	976 008	2%
Incentives	245 130	10 122	235 008	4%
Working on Fire				
Projects	556 225	229 681	326 544	41%
Incentives	96 157	0	96 157	0%
Environmental Projects				
Projects	777 259	84 134	693 125	11%
Incentives	186 805	4 310	182 495	2%
Bio-Security Projects: SANBI	29 000	0	29 000	0%
Eco-Factory: SANPARKS	117 382	35 453	81 929	30%
Total	2 998 640	378 374	2 620 266	13%
% Spent		13%		



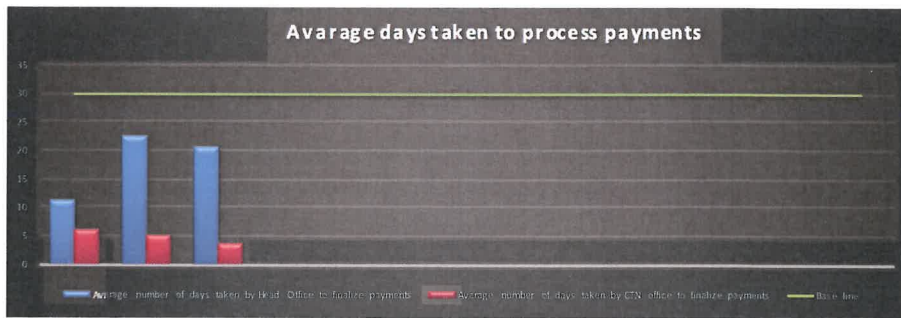
environmental affairs
Department:
Environmental Affairs
REPUBLIC OF SOUTH AFRICA

12

Transfers: Other Agencies				
Non Profit Organisations ; Other Agencies And Employee Social Benefits	Main Appropriation	Q1: Expenditure 1 April – 30 June 2018	Balance Available till 31 March 2019	% Spent
	R'000	R'000	R'000	
DBSA: Green Fund	95 000	0	95 000	0%
National Association for Clean Air (NACA)	1 638	400	1 238	24%
National Regulator of Compulsory Specifications (NRCS)	11 879	0	11 879	0%
Global Environmental Fund (GEF)	16 928	0	16 928	0%
Environmental Assessment Practitioner Association of SA	4 056	0	4 056	0%
African World Heritage Fund	1 000	1 000	0	100%
Kwa-Zulu Natal Conservation Board	1 287	0	1 287	0%
Recycling Enterprise Support Programme	63 000	7 588	55 412	12%
Other Transfers:				
Vehicle Licenses	50	50	0	100%
Communication Licenses	24	24	0	100%
Severance Package	1 494	1 494	0	100%
Leave Gratuity	1 416	1 416	0	100%
Bursaries non-employees	318	318	0	100%
Donations	85	85	0	100%
Total	198 175	12 375	185 800	85%
% Spent on environmental affairs		6%		



30 Days Payment Report



	PERFORMANCE INDICATOR											
	April	May	June	July	August	September	October	November	December	January	February	March
Total amount of payments paid by Head Office	424 642 800,5	464 838 249,6	278 247 982,2									
Total number of payments paid by Head Office	745	768	2608									
Payments Paid by Head Office	0	0	0	0								
Total amount of payments paid by CN Office	7 900 210,5	49 956 447,8	48 561 789,6									
Total number of payments paid by CN Office	185	331	351									
Payments Paid by CN Office	0	0	0	0								
Average number of days taken by Head Office to finalize payments		11	22	20								
Average number of days taken by CN Office to finalize payments		6	5	4								
Base line		30	30	30	30	30	30	30	30	30	30	30

Public Entities 1st Quarter Review (30 June 2018)

18

Allocation to Public Entities and Own Revenue for the year ended 30 June 2018

Revenue	SANParks R'000	SANBI R'000	SAWS R'000	ISWP R'000
DEA Operational and Infrastructure Grant	132 936	163 992	50 371	8 205
Total Transferred	132 936	163 992	50 371	8 205
Revenue	468 416	34 023	43 229	31 401
Revenue from operating activities/Admission fees/Aviation income/Park revenue	442 775	10 281	32 872	4 513
Other income	7 495	651	1 159	26 084
Investment income	14 987	4 368	982	804
Other Grants, Sponsorships and Donations	1 737	15 899	854	-
Sales of Fauna & Flora/Rent Received/Non-regulated commercial income/Sundry income	1 422	2 824	7 362	-
Sub-total	601 352	198 015	93 600	39 606
Deferred grant/transfers	-	(1 678)	-	-
Total revenue	601 352	196 337	93 600	39 606

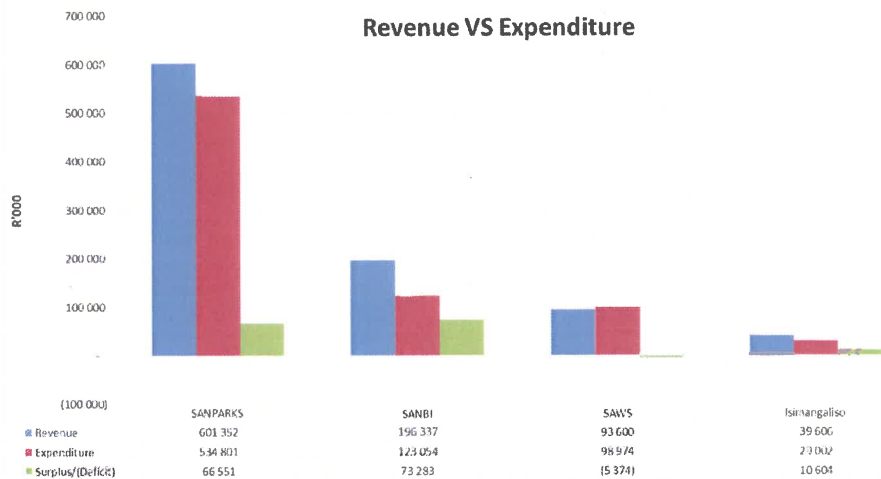
19

Public Entities Revenue and Expenditure as at 30 June 2018

Expenditure	SANParks R'000	SANBI R'000	SAWS R'000	iSimangaliso R'000
Total revenue	(601 352)	(196 337)	(93 600)	(39 606)
**Total expenditure	534 801	123 054	98 974	29 002
Surplus/(Deficit)	66 551	73 283	(5 374)	10 604

**SANBI's Expenditure includes an amount of R15 767m for Capital expenditure.

Public Entities Revenue and Expenditure as at 30 June 2018



Public Entities Surplus/ (Deficit) as at 30 June 2018

	SANParks R'000	SANBI R'000	SAWS R'000	iSimangaliso R'000
Surplus/(Deficit)	66 551	73 283	(5 374)	10 604
Reason	<ul style="list-style-type: none"> • Due to revenue generated from Conservation and Concession fees 	<ul style="list-style-type: none"> • Resulting in Project Revenue not realized in time. 	<ul style="list-style-type: none"> • Operating deficit as well as lower revenue during the period. 	<ul style="list-style-type: none"> • Non-Cash Surplus as a result of the accounting policies relating to grants (GRAP23).

22



environmental affairs
 Department:
 Environmental Affairs
 REPUBLIC OF SOUTH AFRICA