

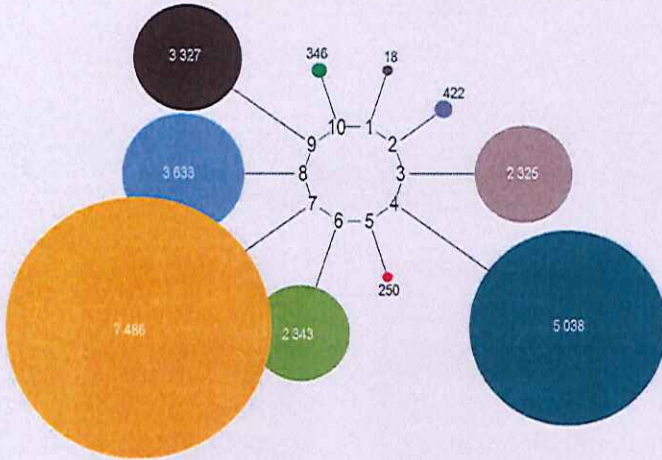


Trends: Misrepresentation of Foreign Qualifications

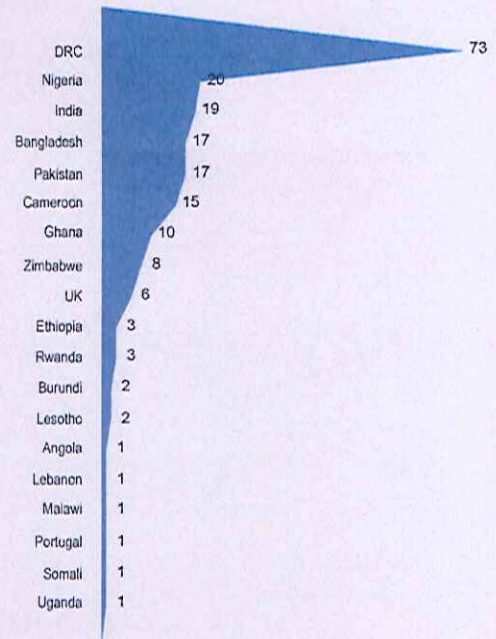
2016/17 Overview



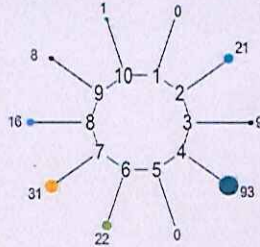
RECOGNISED QUALIFICATIONS BY NQF LEVELS



CLAIMED ORIGIN OF MISREPRESENTED QUALIFICATIONS



MISREPRESENTED QUALIFICATIONS BY NQF LEVELS



EVALUATION VS MISREPRESENTATION OF QUALIFICATIONS



NUMBER OF MISREPRESENTED QUALIFICATIONS SINCE 2014



FOREIGN QUALIFICATIONS RECOGNISED BY FIELDS

- Education, Training & Development 28.4%
- Business, Commerce & Management Studies 15.9%
- Physical, Mathematical, Computer & Life Sciences 14.1%
- Manufacturing, Engineering & Technology 13.1%
- Health Sciences & Social Services 8.7%
- Human & Social Studies 6.4%
- Physical Planning & Construction 5.3%
- Communication Studies & Language 2.3%
- Agriculture & Nature Conservation 2.3%
- Law, Military Sciences & Security 1.8%
- Services 1.0%
- Culture & Arts 0.9%

