

160407 peAgnic

**CASP AND ILIMA/LETSEMA  
2016/17 BUSINESS PLANS  
PRESENTATION TO PORTFOLIO COMMITTEE**

**PRESENTED BY: ACTING DIRECTOR GENERAL**

**DATE: 7 APRIL 2016**



**agriculture,  
forestry & fisheries**

Department:  
Agriculture, Forestry and Fisheries  
REPUBLIC OF SOUTH AFRICA

## Strategic goal

---

- **CASP**

- To create a favorable and supportive agricultural services environment for the farming community, in particular subsistence, smallholder and Black commercial farmers.

- **ILIMA/LETSEMA**

- To reduce poverty through increased food production initiatives

# Grant Purpose

---

- **CASP**

- To provide effective agricultural support services, promote and facilitate **agricultural development** by targeting beneficiaries of land reform's restitution and redistribution; and other black producers who have acquired land through private means and are engaged in value-adding enterprises domestically, or involved in export.
- To address damage to infrastructure caused by floods. (*since 2012*)

- **ILIMA/LETSEMA**

- To assist vulnerable South African farming communities to achieve an **increase** in agricultural **production** and invest in infrastructure that unlocks agricultural production

## CASP Outcome statements (Expected Impact)

---

1. Broadened access to agricultural support for subsistence, smallholder and previously disadvantaged commercial farmers.
  2. Improved household and national food security
  3. Improved farming efficiency
  4. Increased wealth creation and sustainable employment in rural areas.
  5. Increased access to markets by beneficiaries of CASP.
  6. Reliable and accurate agricultural information available for management decision making.
  7. Reduced poverty
-

# Ilima/Letsema Outcome statements (Expected Impact)

---

1. Increased agricultural production at both household and national level
2. Improved household and national food security
3. Improved farm income
4. Maximised job opportunities
5. Reduced poverty
6. Rehabilitated and expanded irrigation schemes



## CASP and Ilima/Letsema Outputs

---

1. Farmer supported per category (subsistence, smallholder and black commercial)
  2. Youth, women and farmers with disabilities supported through CASP
  3. On-and-off farm infrastructure provided and repaired
  4. Land under agricultural production
  5. Yield per unit area
  6. Beneficiaries of CASP trained on farming methods or opportunities along the value chain
  7. Beneficiaries of CASP accessing markets
-

## CASP and Ilima/Letsema Outputs (2)

---

8. Jobs created
9. Extension personnel recruited and maintained in the system
10. Extension officers upgrading qualifications at various institutions
11. Hectares of rehabilitated and expanded irrigation schemes
12. Agricultural Information Management System (AIMS)  
implemented in all 9 provinces

## Priority outcome(s) of government that these grants primarily contributes to

---

- Outcome 7: Vibrant, equitable and sustainable rural communities with food security for all.
- Outcome 5: A skilled and capable work force to support an inclusive growth path and capacity development.
- Outcome 4: Decent employment through inclusive economic growth.



# Policy imperatives informing investments in 2016/17

---

1. Create 1 million jobs (*NDP: 2030 vision*)
2. Put 1 million hectares of unutilised land under production by 2019 (*Fetsa Tlala*)
3. Support 300 000 smallholder producers by 2019 (*NGP*)
4. Expand 1.5 million hectares under irrigation by 500 000 (*NDP: 2030 Vision*)
5. Ensure food security for all (*Constitutional Mandate*)
6. Ensure sustainable use of natural resources
7. Grow agricultural contribution to the GDP - driven by the Revitalization of Agriculture and Agro-processing Value Chains (RAAVC)

## CASP Allocation 2016/17

Province	TOTAL	PROJECTS	ERP	COLLEGES	DISASTER
	R'000	R'000	R'000	R'000	R'000
Eastern Cape	263 490	167 388	79 263	16 839	
Free State	174 289	141 341	25 281	7 667	
Gauteng	85 079	70 097	14 982	0	
KwaZulu-Natal	222 155	165 085	45 880	11 190	
Limpopo	260 576	151 387	76 423	17 211	15 555
Mpumalanga	172 414	124 676	27 412	0	20 326
Northern Cape	128 364	100 242	28 122	0	
North West	171 258	131 170	26 702	13 386	
Western Cape	164 199	96 729	22 084	4 533	40 853
Unallocated	0				
<b>Total</b>	<b>1 641 824</b>	<b>1 148 115</b>	<b>346 149</b>	<b>70 826</b>	<b>76 734</b>

## Ilima/Letsema 2016/17 allocation

---

PROVINCE	2016/17
	R'000
Eastern Cape	63 876
Free State	59 447
Gauteng	26 061
KwaZulu-Natal	63 876
Limpopo	63 876
Mpumalanga	49 136
Northern Cape	55 050
North West	59 448
Western Cape	50 593
Unallocated	
<b>Total</b>	<b>491 363</b>

**Total grants  
R2,133 billion**



# RAAVC OUTCOMES



Programme	Outcome	Time-frame
<b>Speeding up Land Reform</b>	<b>Institutionalise legislative and policy review</b> <ul style="list-style-type: none"> <li>• 50:50 Policy Framework piloted with 50 properties (DRDLR).</li> <li>• Four-tier Land Tenure System reviewed (DRDLR).</li> </ul>	Immediate
<b>Market Access</b>	<ul style="list-style-type: none"> <li>• <b>Establish Agriparks (Co-ops/Clusters) in each of the 27 poorest District Municipalities (DRDLR 'One District, One Agripark' by September 2015)</b></li> <li>• Implementation of 75% local procurement ((e.g., fresh produce for School Nutrition Schemes); and the provision of set-asides for strategic agricultural commodities (dti; NT &amp; DAFF)</li> <li>• Develop a robust import replacement strategy (dti)</li> </ul>	ST  MT  MT

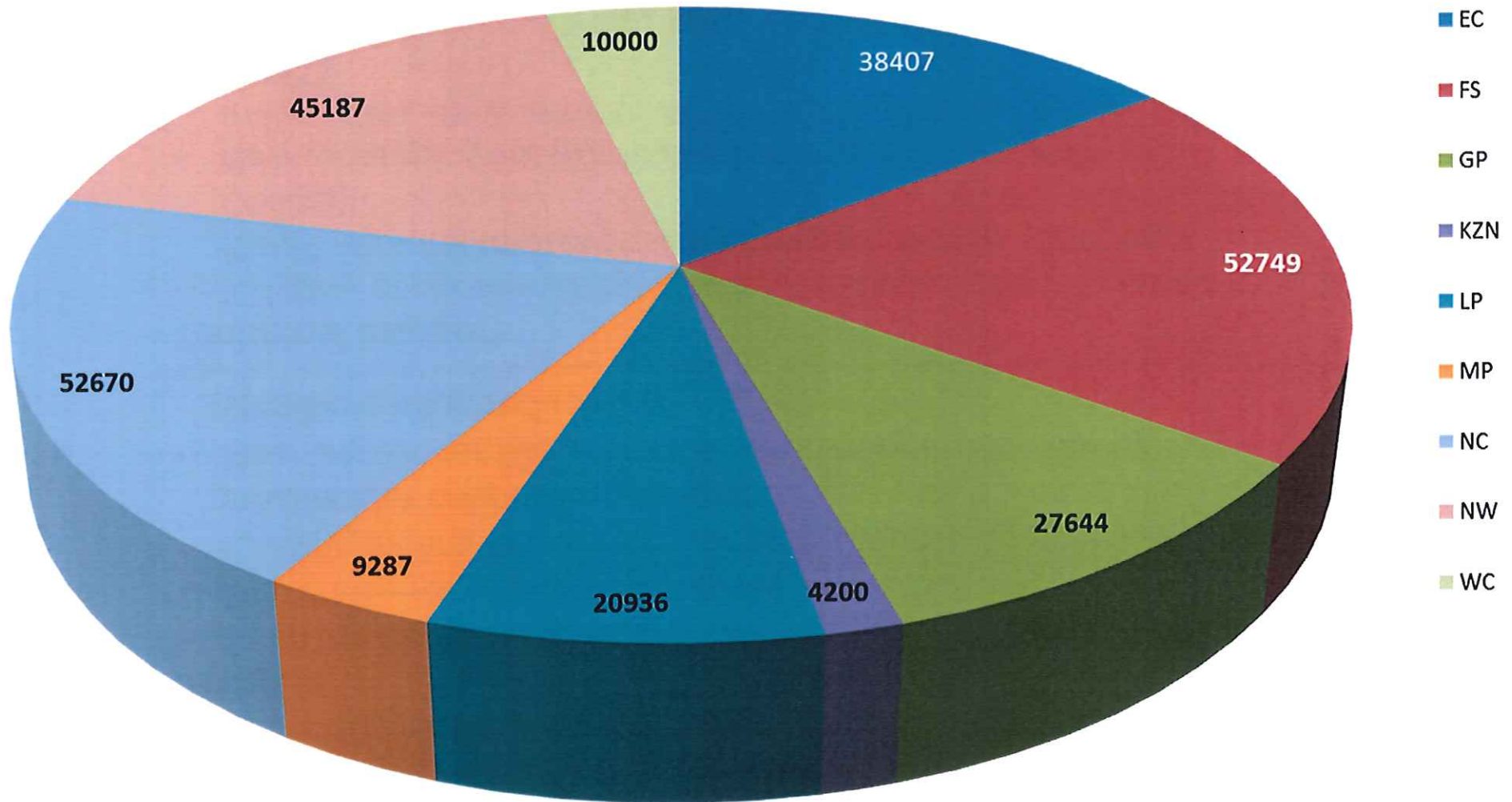
# RAAVC OUTCOMES (2)

Programme	Outcome	Time-frame
<b>Producer Support</b>	<b>Budgets</b> <ul style="list-style-type: none"> <li>• Existing budgets directed to APAP (CASP: DAFF, Provincial Departments of Agriculture; ReCap: DRDLR)</li> <li>• Existing incentive schemes for agro-processing accessible to smallholder coops/clusters chain</li> <li>• New large incentive schemes for primary production by smallholders introduced</li> </ul>	ST  ST  MT
	<b>Technical Support</b> <ul style="list-style-type: none"> <li>• Existing programmes target APAP initiatives/beneficiaries (DAFF: Animal Improvement Schemes; Mobile Veterinary Clinics)</li> <li>• New (unemployed) graduates from agricultural colleges, universities appointed to APAP farms, plants, depots (DAFF; DHET)</li> <li>• Well-trained and well-equipped staff of extension support practitioners, appropriately placed (DAFF)</li> </ul>	ST
<b>Production</b>	<b>Bring 1 million hectares of under-utilised land in communal areas and land reform projects into production e.g</b> <ul style="list-style-type: none"> <li>• 238,000 hectares for soyabean production for crushing (14,000 jobs)</li> <li>• 61,000 hectares for wheat (8,000 jobs)</li> </ul>	MT  MT



# Red meat value chains investment in 2016/17 ✓

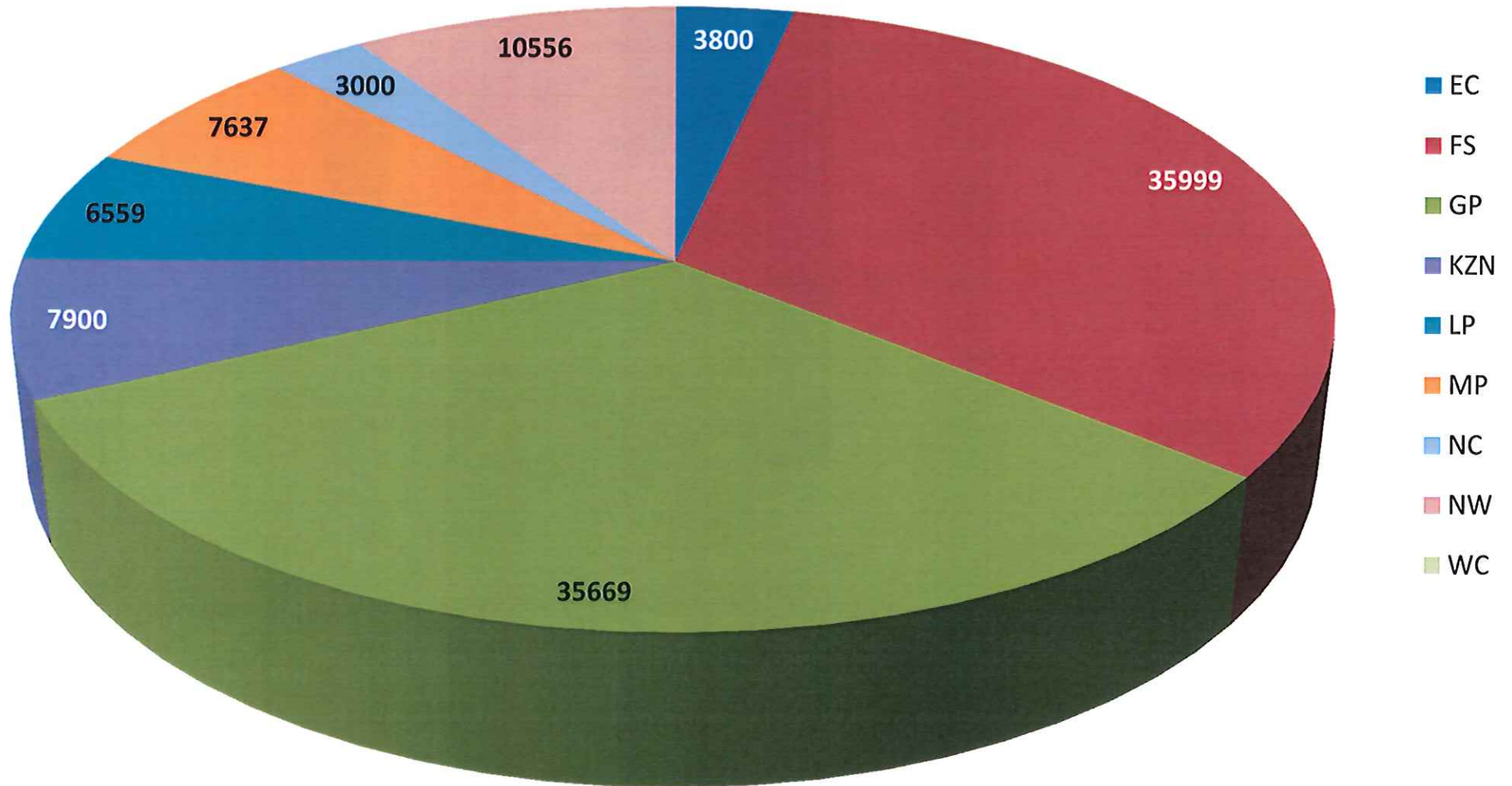
Red meat investment (R'000)



**Red meat has a total budget of R339 million, piggery R9 million and dairy R23 million**

# Poultry value chain investment in 2016/17

Poultry investment (R'000)

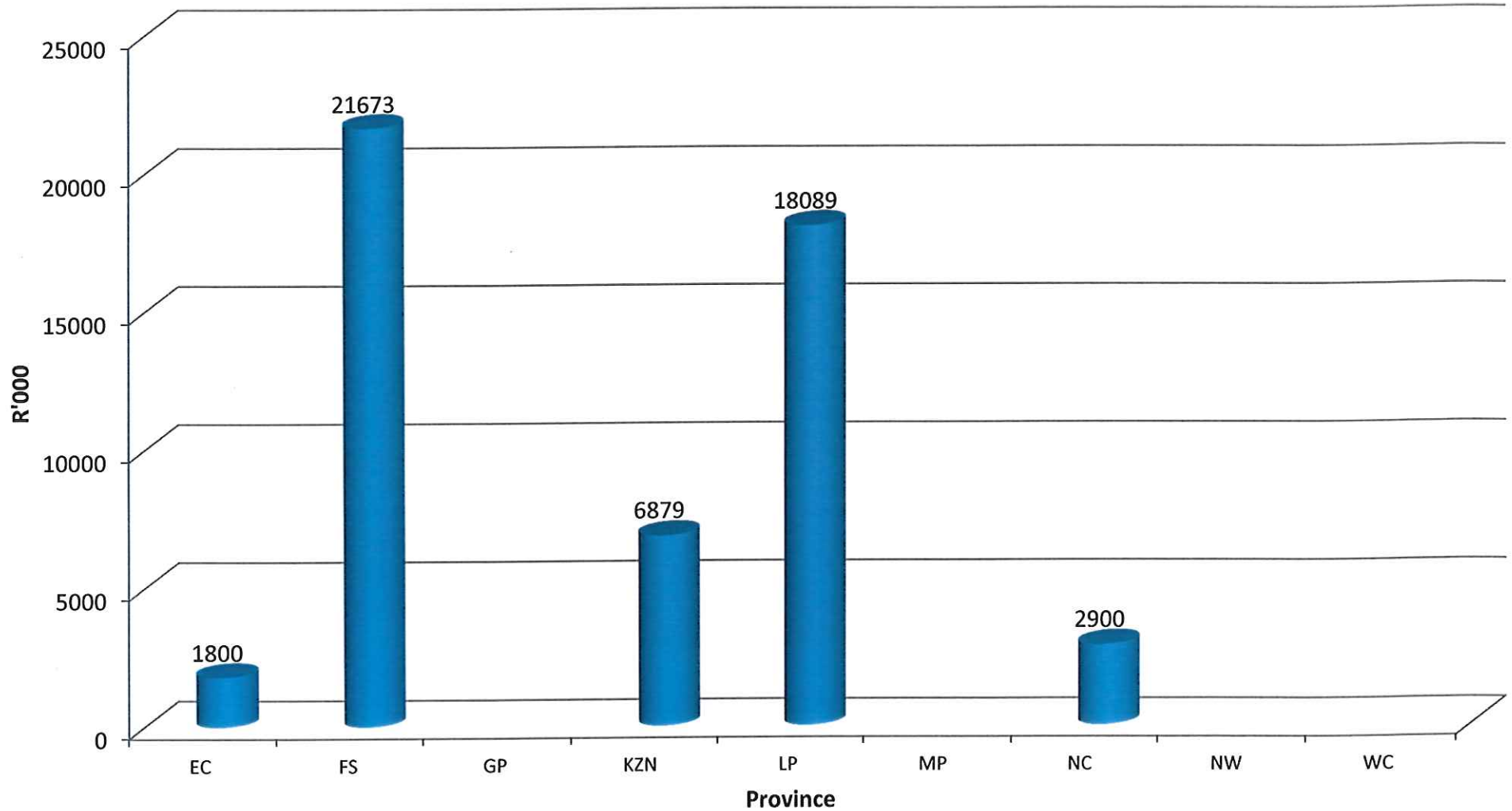


**Poultry has a total budget of R146 million**

# Aquaculture investment in 2016/17



## Aquaculture



**Aquaculture has a total budget of R44 million**

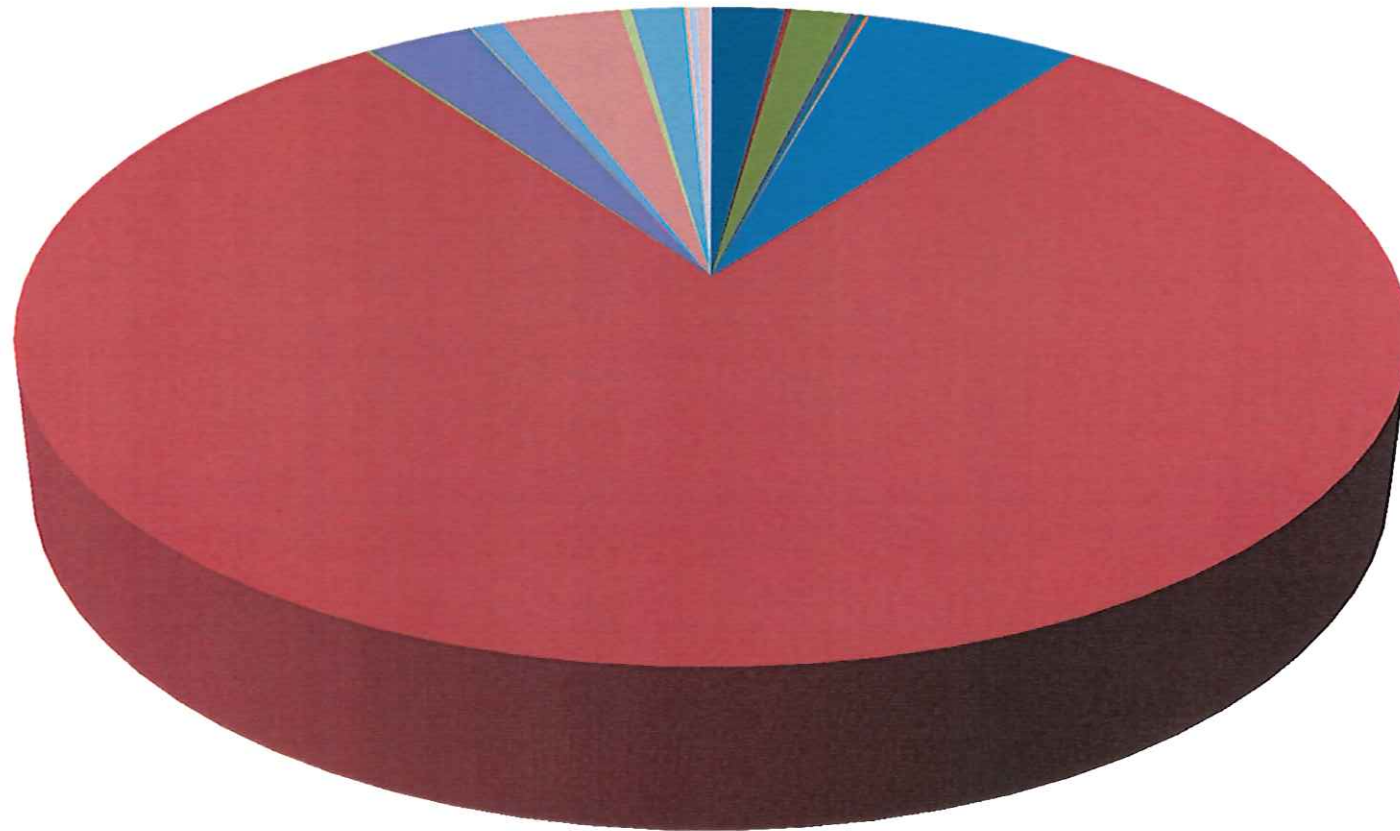


# Fetsa Tlala in Hectares

Commodity	EC	FS	GP	KZN	LP	MP	NC	NW	WC	Total
Fodder	2 267	230				300		300		3 097
Chicory	295									295
Deciduous Fruit	180	7		59	605	655			1 063	2 510
Grapes					8		100		240	348
Citrus	200			30					33	263
Pineapple	180									180
Vegetables	2 931	177	60	247	5 505	136	25	136	200	9 170
Maize	43 800	1 420	2 600	5 940	29 498	15 500	192	23 863		122 813
Seed					221					221
Beans		350		410	3 615		50			4 425
Macademia nuts	80									80
Peacan nuts		100								100
Ground nuts		1 313								1 313
Sorghum					5 082					5 082
Canola	500									500
Cotton				50						50
Wheat				50			250		1 910	2 210
Rooibos							150			150
Sunflower					385					385
Sugarcane						632				632
<b>Total</b>	<b>50 433</b>	<b>3 597</b>	<b>2 660</b>	<b>6 480</b>	<b>44 919</b>	<b>17 223</b>	<b>767</b>	<b>24 299</b>	<b>3 446</b>	<b>153 824</b>

**Fetsa tlala has a total budget of R880, 766 million (R344,098 Ili, R536,668 CSP)**

# Hectares planned per commodity (crop production)

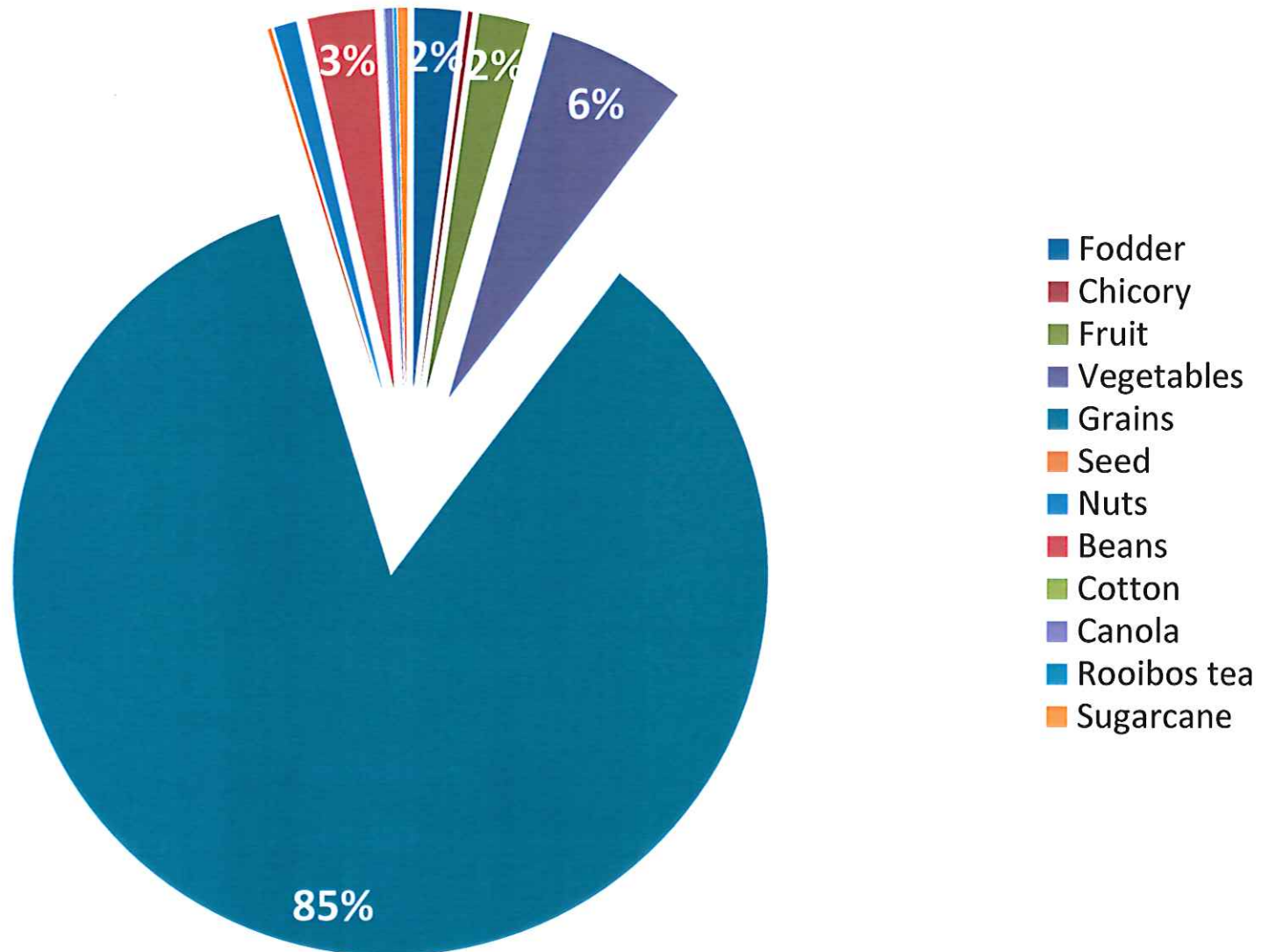


- Fodder
- Chicory
- Deciduous Fruit
- Grapes
- Citrus
- Pineapple
- Vegetables
- Maize
- Seed
- Beans
- Macademia nuts
- Peacan nuts
- Ground nuts
- Sorghum
- Canola
- Cotton
- Wheat
- Rooibos
- Sunflower
- Sugarcane

**Maize accounts for 80% of targeted hectares planned in 2016/17**

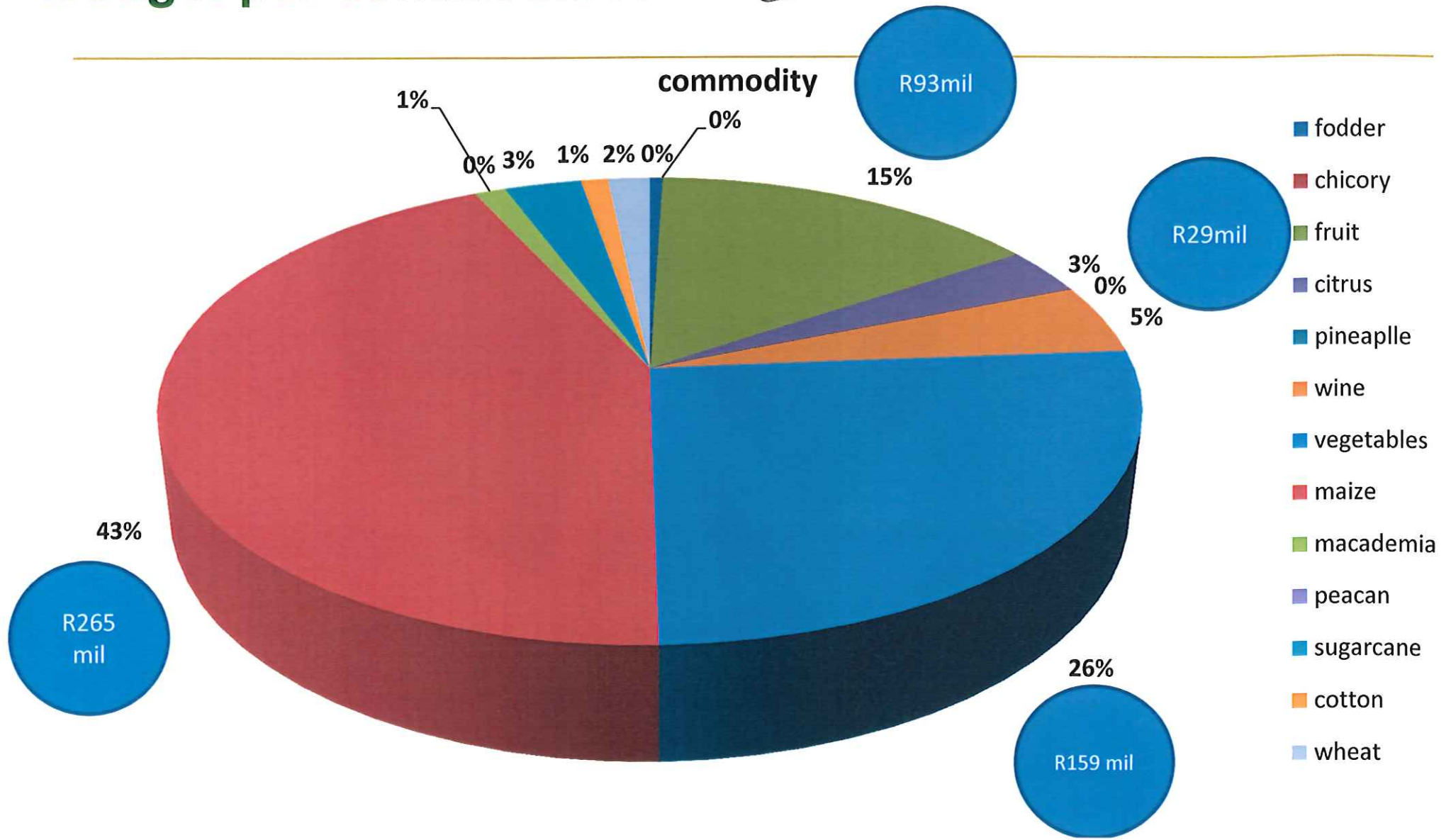


## Aggregated Hectares (crop production)



Grain production account for 85% of targeted hectares

# Budget per commodities




Maize, vegetables, Fruit, wine (*being edited*)

# Irrigation schemes ✓

Irrigation scheme	Activities	Budget allocated R'000
Vaalharts (subsurface drainage,	Construction of two Concrete reservoirs, Sub- Surface drainage system, Construction of communal discharge line, Geotechnical Investigation for Vaalharts Revitalization	13 000
Makhathini	Install Subsurface drainage pipes covering 250ha and urgent repair of main irrigation canal – mainly concrete work, to prevent collapse of damaged sections of the Main Irrigation Canal, enabling irrigation of 2000ha	15 000
Ebenheiser	Construction of a balancing dam benefiting 153 plots	6 083
<b>Total</b>		<b>34 083</b>





## Other planned deliverables for 2016/17

---

- 15 285 smallholder will be supported through CASP
- 32 167 smallholder will be supported through Ilima/Letsema
- 580 black commercial and 575 black commercial will be supported through CASP and Ilima/Letsema respectively
- 113 308 subsistence producers will be supported through Ilima/Letsema and CASP
- 9858 jobs from CASP and 24 721 jobs from Ilima/letsema
- 22 709 farmers will receive targeted training and capacity building
- 10 colleges will be revitalized
- 1 806 farmers will benefit from flood disaster scheme of 2012
- Partnership with PPECB will be entered into on SA GAP certification programme targeting at least 137 farms

# Breakdown of farmers to be supported per province

## CASP

Category	EC	FS	GP	KZN	LP	MP	NC	NW	WC	TOTAL
Subsistence	1 529	44	17	1 645	0	0	703	207	0	4 145
Smallholder	2 055	707	142	5 024	1 710	2 055	2 350	1 152	53	15 248
Commercial	147	20	10	141	92	0	137	0	33	580
<b>TOTAL</b>	<b>3 731</b>	<b>771</b>	<b>169</b>	<b>6 810</b>	<b>1 802</b>	<b>2 055</b>	<b>3 190</b>	<b>1 359</b>	<b>86</b>	<b>19 973</b>

## ILIMA/LETSEMA

Category	EC	FS	GP	KZN	LP	MP	NC	NW	WC	TOTAL
Subsistence	5 603	35 002	43	6 728	21 520	40 000	0	267	0	109 163
Smallholder	121	308	246	4 316	6 637	19 500	383	621	35	32 167
Commercial	37	48	25	220	123	0	112	0	10	575
<b>TOTAL</b>	<b>5 761</b>	<b>35 358</b>	<b>314</b>	<b>11 264</b>	<b>28 280</b>	<b>59 500</b>	<b>495</b>	<b>888</b>	<b>45</b>	<b>141 905</b>



**THANK YOU**

***IT MAY SEEM IMPOSSIBLE UNTIL IT IS DONE!***



**agriculture,  
forestry & fisheries**

Department:  
Agriculture, Forestry and Fisheries  
REPUBLIC OF SOUTH AFRICA