

# BDM Project

STATE OF READINESS: PRESENTATION TO  
PARLIAMENT'S PORTFOLIO COMMITTEE  
11 AUGUST 2015





# Presentation Outline


- USAASA's Role in Broadcasting Digital Migration
- State of Readiness
- Project Implementation
- Key Project Deliverables

# USAASA's Role in Broadcasting Digital Migration




## USAASA's Role

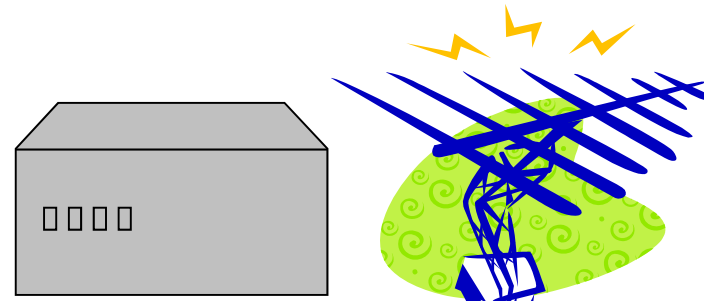
*Develop  
Qualifying criteria*



*Appoint  
manufacturers*

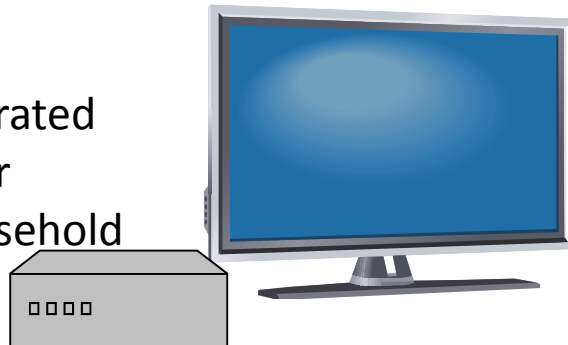


*Subsidise procurement of  
STB and Antennae*



*Subsidise installation of DTH & DTT antennae*

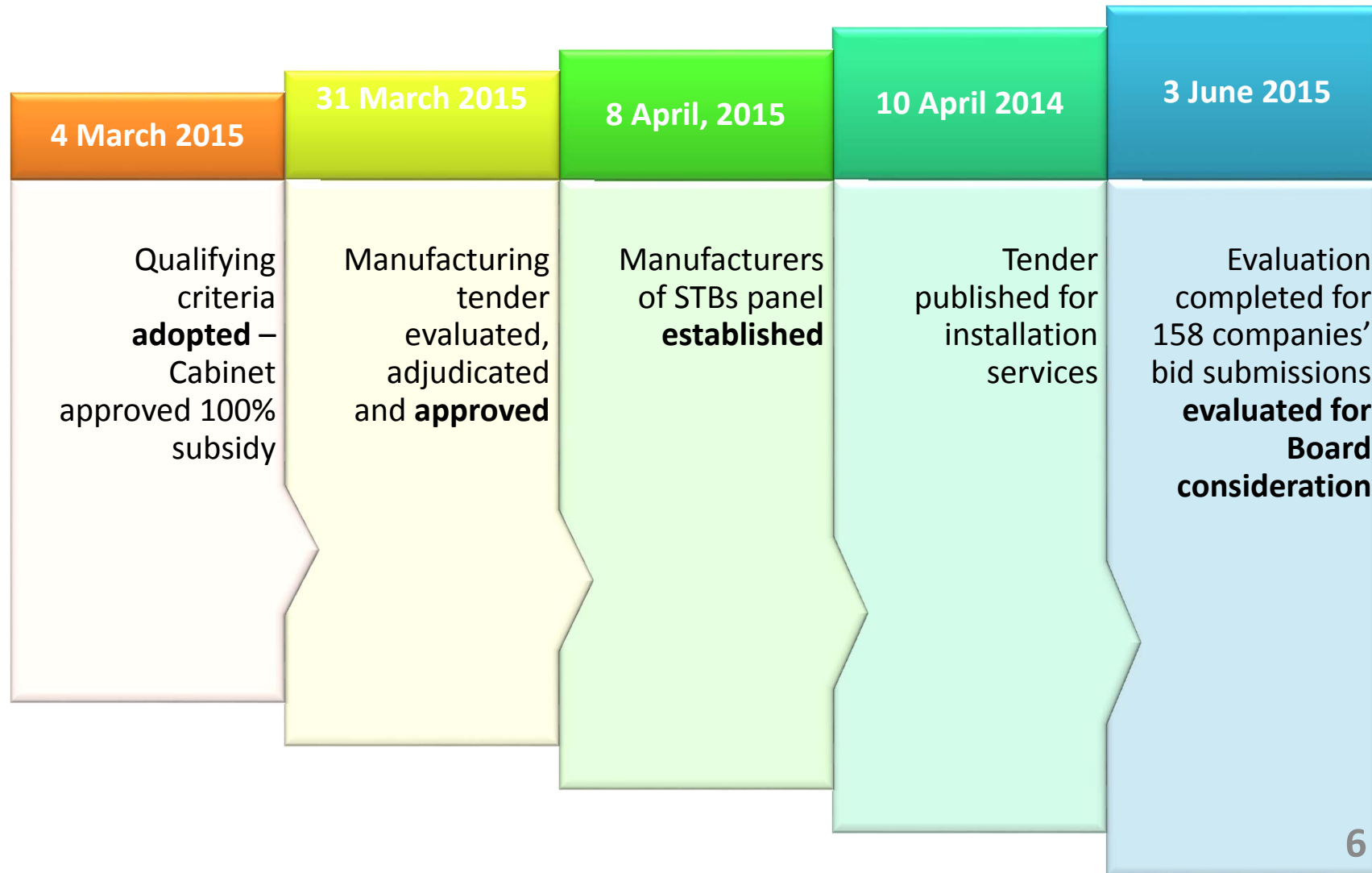
Migrated  
poor  
household



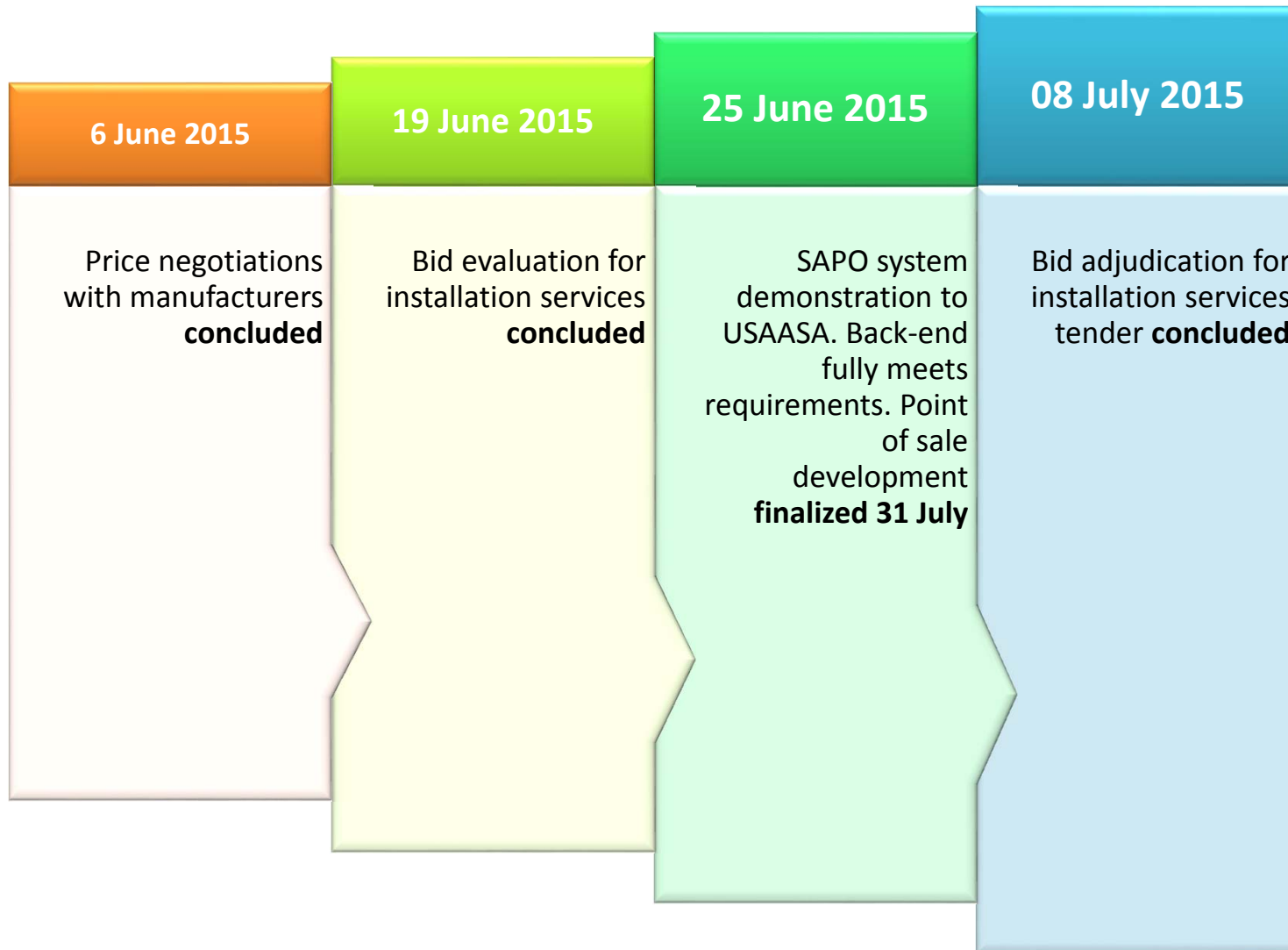
# State of Readiness



## State of Readiness



## State of readiness



## Manufacturing Capacity - DTH

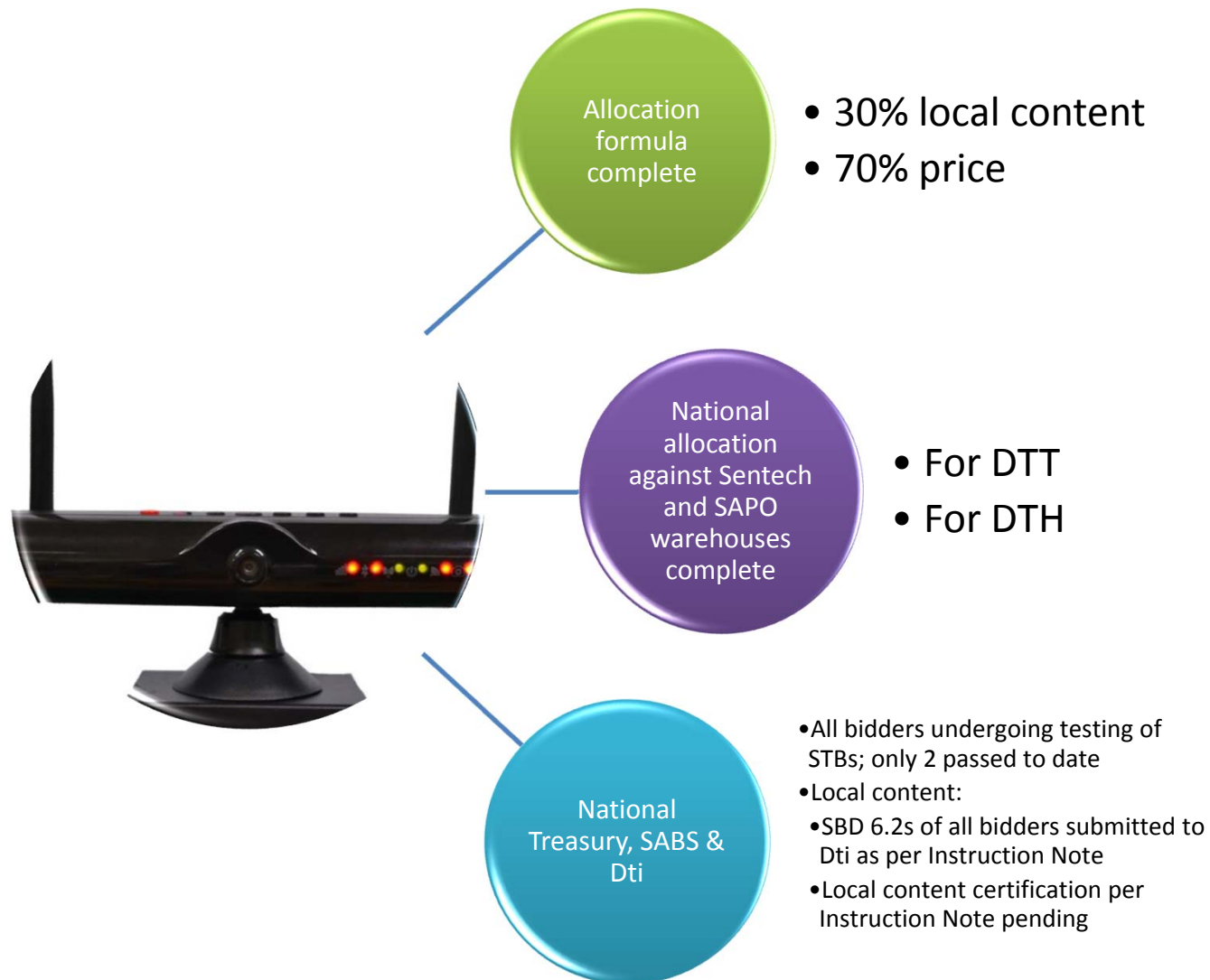
Bid number	Description	Number of manufacturers appointed	Cumulative monthly production capacity	Lead Time
USAAASA/DTH/08	DTH Set-Top Boxes	16	1 404 000 units	<ul style="list-style-type: none"> <li>➤ 10 weeks (2 manufacturers)</li> <li>➤ 12 weeks (3 manufacturers)</li> <li>➤ 20 weeks (6 manufacturers)</li> <li>➤ 24 weeks (1 manufacturer)</li> <li>➤ 32 weeks (4 manufacturers)</li> </ul>
USAASA/DTT/10	DTH Satellite dishes and related accessories	2	65 000 units	<ul style="list-style-type: none"> <li>➤ 10 weeks (1 manufacturer)</li> <li>➤ 16 weeks (1 manufacturer)</li> </ul>



## Manufacturing Capacity - DTT

Bid number	Description	Number of manufacturers appointed	Cumulative monthly production capacity	Lead Time
USAASA/DTT/07	DTT Antennas and related accessories	7	490 000 units	<ul style="list-style-type: none"> <li>➤ 6 weeks (2 manufacturers)</li> <li>➤ 8 weeks (1 manufacturer)</li> <li>➤ 12 weeks (2 manufacturers)</li> <li>➤ 16 weeks (2 manufacturers)</li> </ul>
USAASA/DTT/09	DTT Set-Top Boxes	21	1 492 000 units	<ul style="list-style-type: none"> <li>➤ 10 weeks (3 manufacturers)</li> <li>➤ 12 weeks (5 manufacturers)</li> <li>➤ 20 weeks (8 manufacturers)</li> <li>➤ 24 weeks (1 manufacturer)</li> <li>➤ 32 weeks (4 manufacturers)</li> </ul>

# Allocations



# Challenges



- SABS tests: for big and small manufacturers
  - Results in delays in processes
  - Unable to test DTH
- Local content certification

# Project Implementation





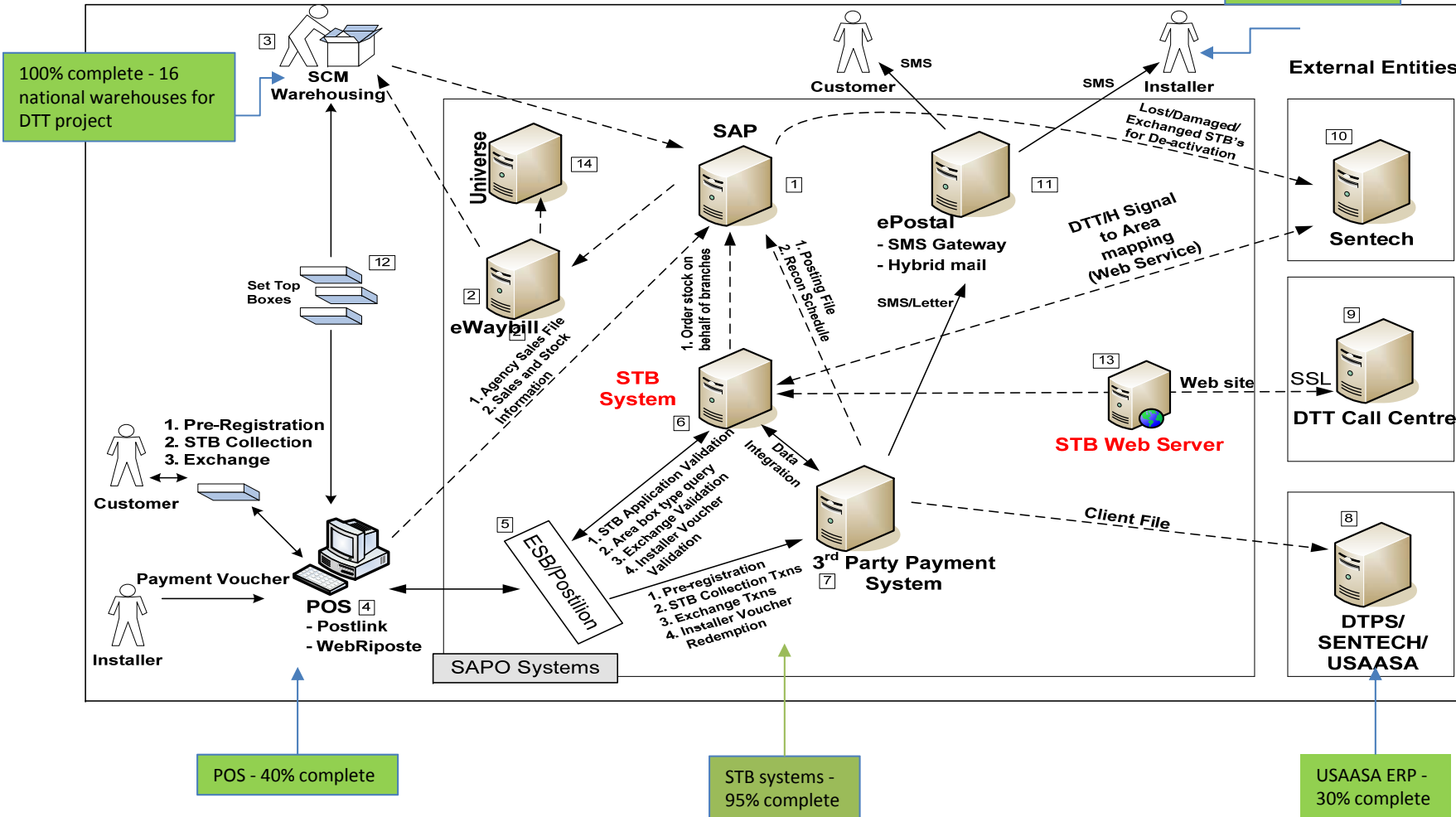
# Distribution & Logistics

- SAPO transacting platform in testing; ready for SKA application launch in September 2015.
- Standardised barcoding complete.
- Standardised packaging complete.
- Installer database file format complete.
- Daily, weekly, monthly reporting formats agreed to.
- SAPO personnel training commences August.
- Mobile satellite vans available as backup (9)
- Temp resourcing to be localised around distribution areas

South African  
**Post Office**   
**We deliver, whatever it takes.**

# SAPO / USAASA SYSTEM INTEGRATION PLAN

95% complete –  
Board Approval

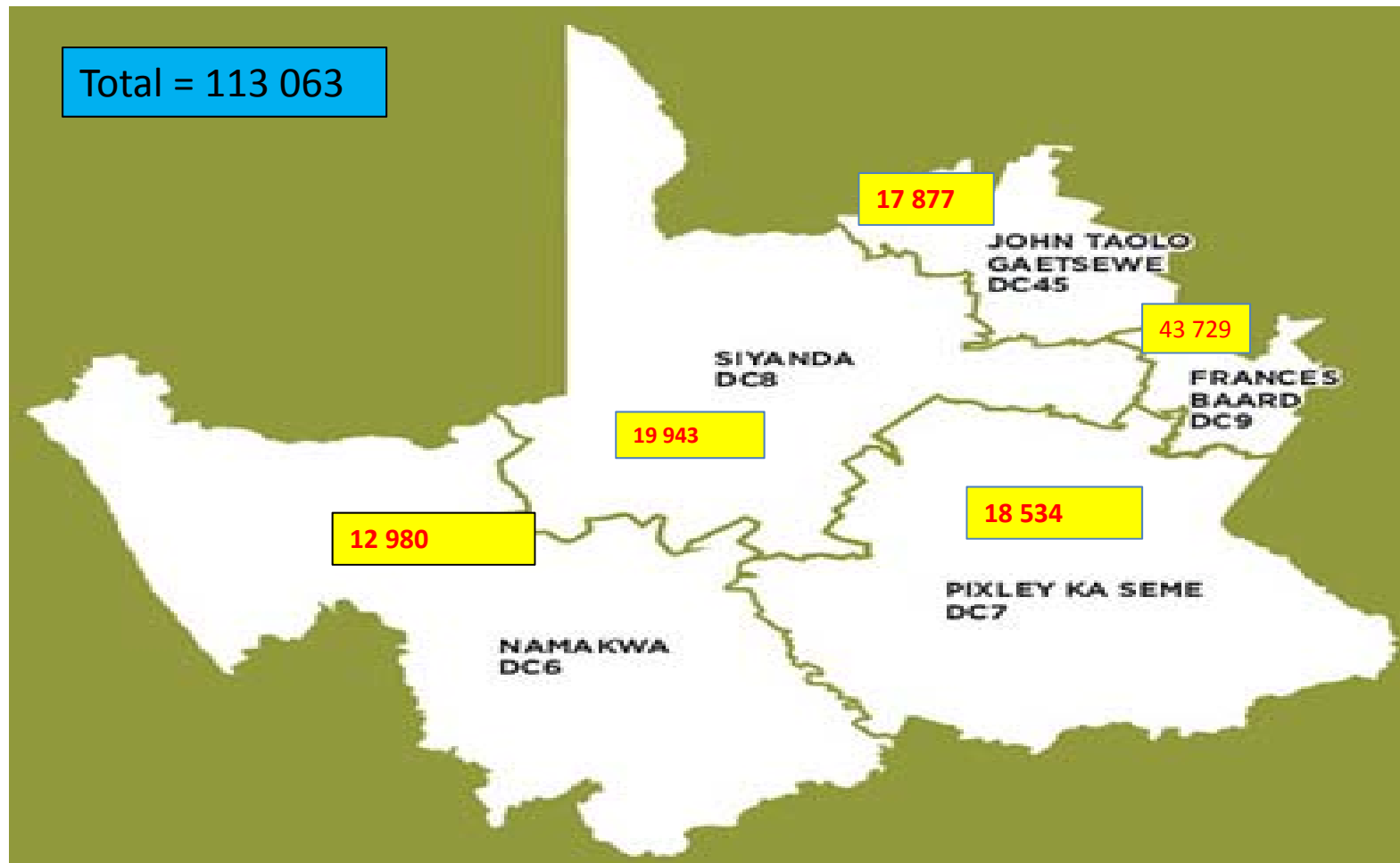


## By December 2015: Astronomy Reserve –SKA area

7 634 needy households



## By March 2016: Northern Cape – Needy households per District Municipality







## By June 2016: Needy households – Border line areas

Lesotho			Swaziland		
Local municipalities	Post Offices	Needy households	Local municipalities	Post Offices	Needy households
15	79	288 346	9	40	204 079
Mozambique			Zimbabwe		
Local municipalities	Post Offices	Needy households	Local municipalities	Post Offices	Needy households
4	27	197 174	3	7	41 473
Botswana			Namibia		
Local municipalities	Post Offices	Needy households	Local municipalities	Post Offices	Needy households
8	43	133 767	5	11	16 045

# Orders Placed

1, 200, 000 set-top-boxes



1, 200, 000 DTT/DTH antennae



## Installer to Households Estimates

PROVINCE	Number of District Municipalities/ Metros	Number of Post Office Branches	Number of Households with TV sets (Stats SA - 2013)	Number of Households to be Subsidised	Number of Installers required
Northern Cape	5	64	240,000	124 110	344
Free State	5	126	735,000	414 295	1151
North West	4	132	879,000	477 490	1326
Mpumalanga	3	111	908,000	489 604	1360
Western Cape	5	192	1,472,000	609 972	1694
Eastern Cape	8	207	1,196,000	712 057	1978
Limpopo	5	140	1,052,000	733 692	2038
KZN	11	252	1,852,000	1 089 085	3025
Gauteng	5	364	3,635,000	1 491 742	4144
<b>TOTAL NUMBER OF HOUSEHOLD INSTALLATION</b>				<b>6 100 000</b>	
<b>TOTAL NUMBER OF INSTALLERS REQUIRED [per day]</b>				<b>17 000</b>	



## Key project deliverables in Q2 – In Progress

	Description	Forecast date	Comments
1	Appointment of installers	15 August 2015	BAC approved. Recommendation to USAASA Board at next meeting.
2	SLA with SABS	30 August 2015	SLA with SABS for local content verification at an advanced stage.
3	Finalize packaging, barcoding, serialization with SAPO / Manufacturers	15 August 2015	Complete. July 2015.
3	Placement of orders	30 August 2015	<p>Pending ETV legal issue for DTT has stalled ordering</p> <p>DTH order placement ready; awaiting conditional access processing by Project PMO; awaiting appointment of conformance testing vendor for DTH.</p>



**THANK YOU**