

Broadcasting Digital Migration Project

BDM State of Readiness Report to Portfolio Committee on
Telecommunications & Postal Services

March 10 2015



Table of Contents

- USAASA's Role in Broadcasting Digital Migration
- Journey to Readiness
- State of Readiness
- Project Implementation

USAASA's Role in Broadcasting Digital Migration



Participatory Mandate

- USAASA participatory mandate is mainly derived from the following policy instruments:
 - Broadcasting Digital Migration Policy (7 February 2012) sec. 2.1.4
“Government must, as a matter of policy, to consider the means to make STBs affordable and available to the poorest TV-owning households. This support by Government should be seen as part of its commitment to bridging the digital divide in South Africa. The Government has therefore decided, as mandated by section 88(1)(a) of the Electronic Communications Act to subsidise poor TV owning households through USAF.”



Role of USAASA

CLARITY


– Scheme of Ownership Support as approved by Cabinet

(7 February 2012)


- Sec. 1.7 “Cabinet approved the 2nd option, which makes provision for the Scheme-of-Ownership (SOS) of STBs. In terms of the scheme, Government would provide 70% as an incentive and TV owning households will contribute 30% towards the cost of the STB, aimed at reaching the 5 million poorest TV owning households. It was estimated that this option will cost R2.45 billion over the migration period to be funded through the Universal Service and Access Fund (USAF).”
 - Sec. 8.2 “Develop the criterion/means test to determine the qualifying households
 - Manage the disbursement of the subsidy funds
 - Issue serialised electronic vouchers to households
 - Appoint, manage & monitor the performance of the financial institution & the verification agency”
- Electronic Communications Act 88(1)(a): definition of needy persons

USAASA's Role


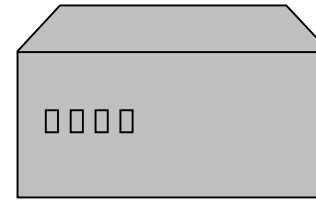
Develop qualifying criteria



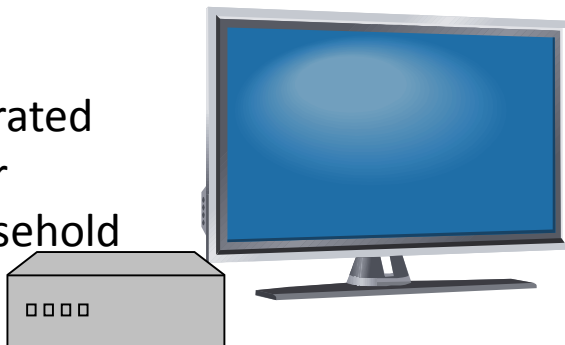
Appoint manufacturers



Fund procurement of STB and antennae



Migrated poor household



Fund installation of DTH & DTT antennae



JOURNEY TO READINESS



100%

4 December 2013

Qualifying criteria
adopted by Cabinet with
funding breakdown

28 October 2014

Qualifying Criteria
Gazette issued

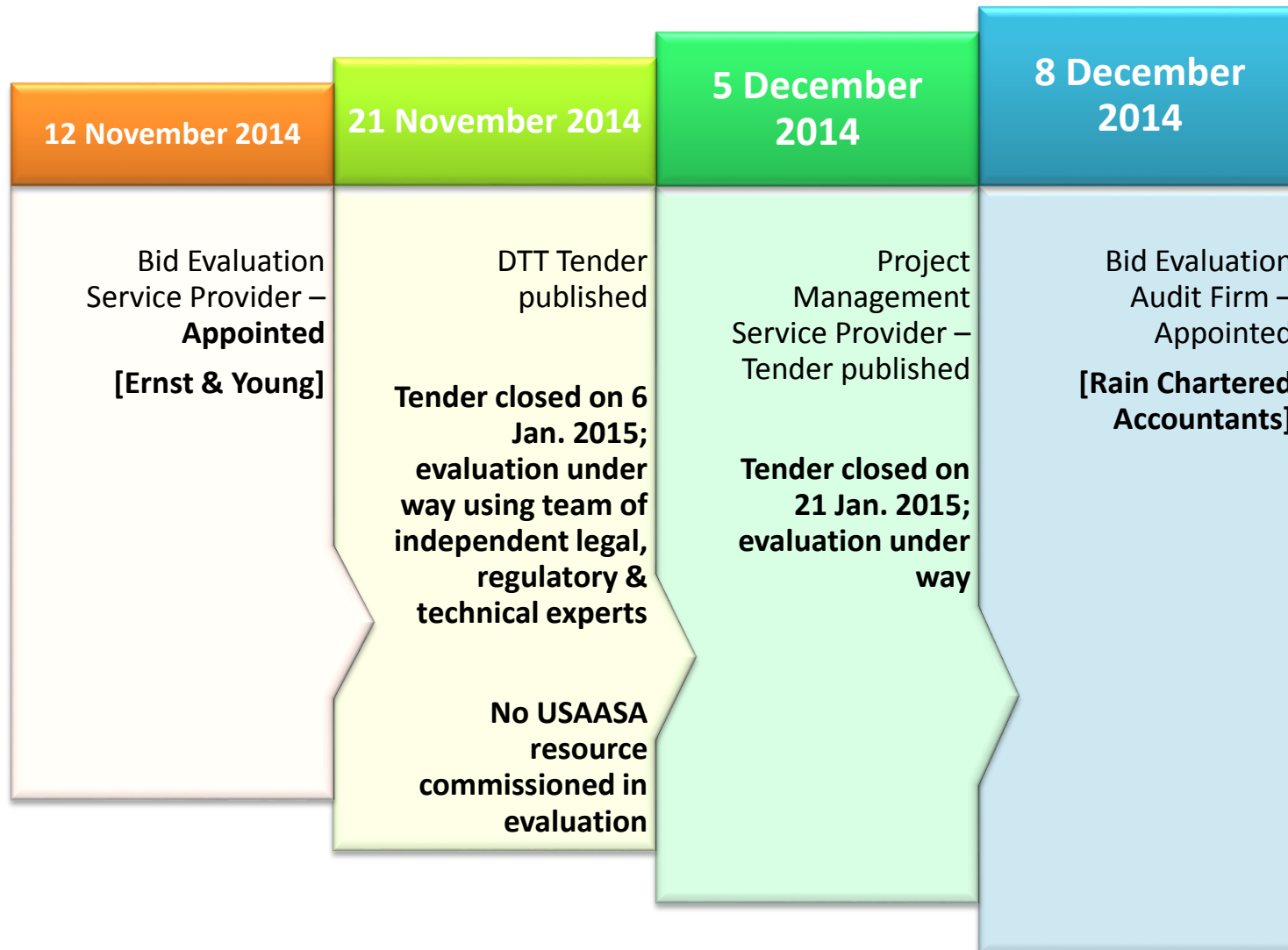
**Submission closure
extended to 27
February, 2015**

**Submissions in favour of
100% funding of
equipment**

**USAASA advisory to
Minister of outcome of
public participation**

**Cabinet has ratified
100%: 4 March 2015**

STATE OF READINESS





Open Tender Overview

BID NUMBER	BID DESCRIPTION	CLOSING DATE	VALIDITY PERIOD
USAASA/DTT/07/2014-15	SUPPLY AND DELIVERY OF DTT SET-TOP-BOXES AND RELATED ACCESSORIES	ADVERTISED: 21.11.2014 CLOSED: 6.1.2015	90 DAYS 18.03.2015
USAASA/DTT/08/2014-15	SUPPLY AND DELIVERY DTH SATELLITE STB AND RELATED ACCESSORIES	ADVERTISED: 21.11.2014 CLOSED: 6.1.2015	90 DAYS 18.03.2015
USAASA/DTT/09/2014-15	SUPPLY AND DELIVERY OF DTT OUTDOOR ANTENNAS AND RELATED ACCESSORIES	ADVERTISED: 21.11.2014 CLOSED: 6.1.2015	90 DAYS 18.03.2015
USAASA/DTT/10/2014-15	SUPPLY AND DELIVERY OF DTH SATELLITE DISH ANTENNAS AND RELATED ACCESSORIES	ADVERTISED: 21.11.2014 CLOSED: 6.1.2015	90 DAYS 18.03.2015

ORDERS TO BE PLACED ON THE 20TH MARCH 2015 FOR BORDERLINE & SKA AREAS (DTH)

REQUEST FOR PROPOSALS FOR INSTALLERS TO BE CONCLUDED IN MARCH 2015


Implementation - Phase 1

Borderline Areas & SKA

PRINCIPLE: to address possible cross-border interference

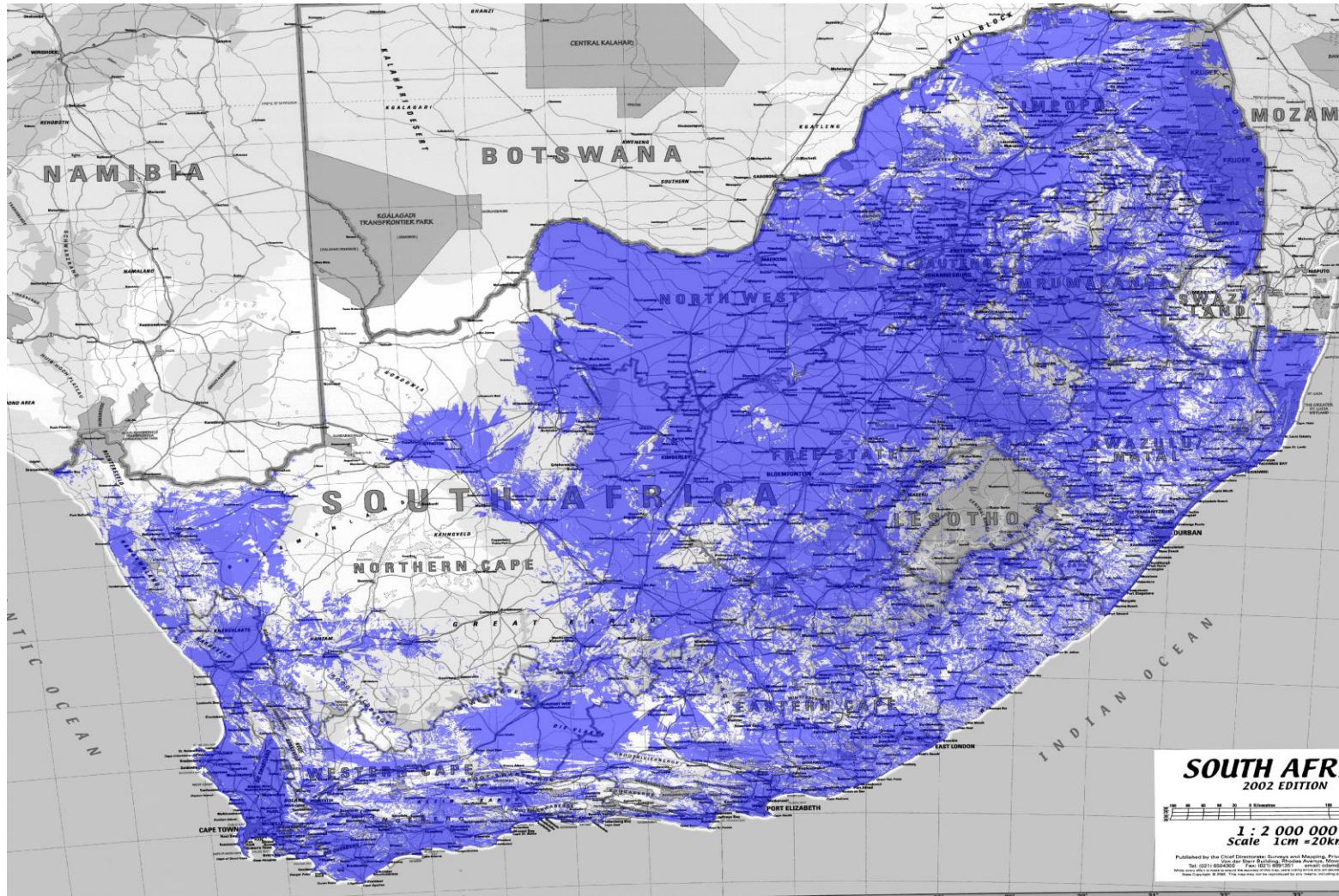
Province	Area	Needy Households with TV
Multiple Provinces	Border Line Area	529 078
All of Northern Cape (ex. Sol Plaatjie); and pockets of Eastern Cape	SKA	123 826
		652 904

Source: General Household Survey, 2013



Sentech DTT coverage map – March 2015

Border line areas with DTT coverage



Source: Sentech

Implementation - Phase 2

PRINCIPLE: high density; high impact

Metros & Townships

Province	Needy Households with TV
Gauteng	1 412 368
KwaZulu Natal	974 452
Western Cape	578 149
Free State	386 356
Eastern Cape	610 157
Mpumalanga	519 594
Limpopo	641 683
North West	436 189
	5 558 948



www.shutterstock.com · 141568954

Source: General Household
Survey, 2013

FINAL THOUGHTS

- Total numbers per General Household Survey 2013: 6 211 852
- Finalise phase 2 implementation plan and funding thereof
- Final reconciliation of households at time of implementation & cost implications
- Recalculate the project cost against the approved 100% funding of equipment
- Finalise alternative distribution model considering SAPO challenges

NOTE: The number of households still needs to be attained i.e. 5,2 million [as approved by Cabinet] / 6 million [per Stats SA, 2013] / 8.1 million [per Provincial indigent household statistics]

SIYA QHUBA!!!