





Annual Performance Plan 2014/2015

Mr. Mongezi Mnyani
Chief Executive Officer
Mongezim@nhbrc.org.za

Quality is our priority
Website address: www.nhbrc.org.za
Toll free number: 0800 200 842



Programmes of the NHBRC

The programme for **Administration** consists of:

- Governance and leadership;
- Well-functioning organization;
- Efficient Information Technology system;
- Satisfied and skilled staff compliance (Human Resources); and
- Internal control (Supply Chain Management, Finance and Audit);

The programme for **Regulation** consists of :

- Home builders registration;
- Home builders de-registration;
- Home builders reinstated;
- Compliance of home builders to set norms and standards;
- Enforcement of home builders to set norms and standards; and
- Training of homebuilders



Programme for Regulation

The programme for protection consists of Subprogramme 1 for Subsidy Sector:

- Project enrolment;
- Enrolment of homes;
- Issuing of warranty certificates;
- Stakeholder engagement; and
- Sustained warranty fund.

The programme for protection consists of Subprogramme 2 for Non-Subsidy Sector:

- Enrolment of homes;
- Issuing of warranty certificates;
- Stakeholder engagement; and
- Sustained warranty fund.

Targets for 2014-2017

VFP	2014/2015	2015/2016	2016/2017
Registration of homebuilders	2,885	3,174	3,491
Renewals of registrations of homebuilders	12,195	13,415	14,756
Enrolment (Non-Subsidy)	45,963	50,559	55,615
Late enrolment of homes	2,298	2,528	2,781
Subsidy Home Enrolment	33,150	36,465	40,112
Subsidy Consolidation	91,969	101,166	111,282
Subsidy Project Enrolment	45,100	49,610	54,571
Non-Subsidy Inspections of homes	160,377	176,415	194,056
Subsidy inspection of homes	210,300	231,330	254,463
Training of homebuilders	1,200	1,320	1,452
Training of Youth	2,000	2,200	2,420

Number of Inspectors

Provinces	Quality Assurers	Home Inspectors	Total number of Home Inspectors
Eastern Cape	9	20	29
Free State	6	11	17
Gauteng	17	10	27
Kwazulu Natal	15	26	41
Limpopo	11	16	27
Mpumalanga	11	10	21
Northern Cape	03	8	11
North West	11	16	27
Western Cape	08	15	23
TOTAL	91	132	223

Technical Support

In order to align to the National Department of Human Settlements' delivery plan, the NHBRC is implementing the following strategies:

- Developer workshops – Comprehensive workshops between the NHBRC, provincial Departments of Human Settlements and municipalities are held to share information regarding the NHBRC's technical requirements and the process for enrolling PHP and rural projects.
- 'On-site' assessments – Project submissions continuously assessed for enrolment at provincial departments' premises by NHBRC professionals to ensure immediate feedback and guidance regarding compliance.

Enforcement and Compliance in the industry

Enforcement of the Act through NHBRC's disciplinary process and criminal prosecution

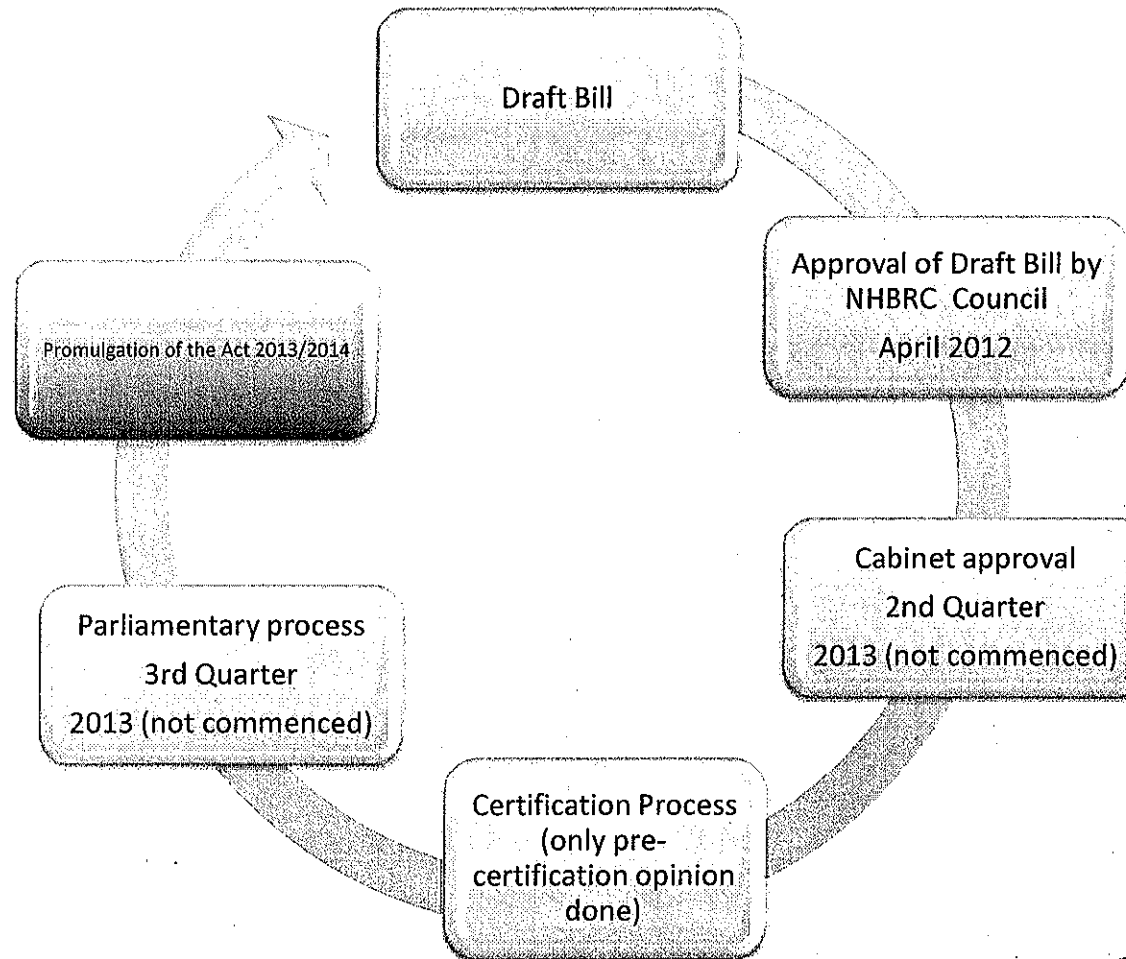
The disciplinary process entails:

- reviewing files to ensure that the procedural and substantive requirements have been met before deciding whether to prosecute a home builder or not;
- sending a 30 days' notice of intention to prosecute a home builder which affords a home builder an opportunity to respond to allegations against him/her;
- issuing summons instructing a home builder to appear before the NHBRC's Disciplinary Committee;
- attending to disciplinary hearing proceedings; and
- implementing disciplinary committee rulings

PROGRESS OF THE BILL TO DATE

STATUS	TIME FRAME	ACTIVITIES
Bill to be resubmitted to Technical MINMEC and MINTOP. Awaiting date from National Department.	July – November 2012	Tabling of the Bill to the Department's various for a/or consultation purposes; EMT, Technical MINMEC, MINTOP, and the Human Development's Policy Forum (Task Team) by the Department's Legislative Drafting Directorate. NEPAC was also consulted.
Pre-certification opinion received in September 2012. Relevant inputs incorporated in the Bill and submitted to NDOHS.	August - October 2012	Certification process; Office of the State Law Adviser
Item postponed to 1 st quarter of 2013	October/November 2012	Tabling of the Bill to MINMEC
Complete	June 2013	Regulatory Impact Assessment
Not yet commenced	2 nd Quarter: 2013	Submission of Bill to Cabinet
Not yet commenced	3 rd Quarter: 2013	Submission of Bill to Parliament
	?	Promulgation of the Bill by the President

SUMMARY OF THE PROCESS



Why the Centre for Research and Housing Innovation

- Research and development
- Promote Innovative Building Technology and Alternative Building Technology
- Conduct testing of materials
- Conduct research and innovation
- Conduct Geographical Information Systems services
- Conduct actuarial services
- Conduct statistical modeling
- Training of inspectors and homebuilders
- Offer architectural services



Income Statement

Description	2014 - 2015	2015 - 2016	2016 - 2017
	Budget	Budget	Budget
Revenue	760 253 228	817 363 360	849 658 345
Operation Expenses	135 046 407	26 885 687	28 364 400
General & Administration	18 380 598	28 941 073	54 717 590
Payroll Costs	6 400 000	8 400 000	8 862 000
Permanent Staff Costs	458 195 724	564 187 990	595 218 329
Permanent Staff : Salary	396 125 157	494 922 181	522 142 901
Permanent Staff : Incentive Bonus	30 102 031	50 588 456	53 370 822
Staff Costs - Allowances	30 810 505	17 065 987	18 004 616
Other Employment Costs	1 158 031	1 611 365	1 699 990
General Costs	188 661 141	205 436 771	219 235 793
Other Expenses	88 079 436	114 421 554	119 714 739
EXPENSES	894 763 307	948 273 074	1 026 112 852
SURPLUS/ (DEFICIT) BEFORE INTEREST	(134 510 079)	(130 909 714)	(176 454 507)
Interest Received	211 570 000	231 717 000	239 827 095
Surplus/ (Deficit)	77 059 921	100 807 286	63 372 588

Balance Sheet

2014/2015 2015/2016 2016/2017

ASSETS

Non-current assets	4,825,966,634	4,942,968,107	5,028,344,457
Property, plant and equipment	171,246,262	193,930,060	187,090,523
Intangible Asset	151,991,593	182,658,888	147,826,181
Investments	4,502,728,778	4,566,379,160	4,693,427,753
Current assets	65,424,435	59,269,607	57,782,725
Inventories	194,211	207,808	222,354
Accounts receivables	35,096,641	29,879,453	28,501,740
Cash and cash equivalents	30,133,584	29,182,345	29,058,631
Total	4,891,391,069	5,002,237,713	5,086,127,181

EQUITY AND LIABILITIES

Reserves	3,401,758,980	3,502,566,265	3,575,938,854
Accumulated Surplus	3,351,339,153	3,452,146,438	3,515,519,027
Emerging contractor Reserves	50,419,827	50,419,827	60,419,827
Current liabilities	198,542,555	208,581,912	219,098,792
Accounts payable	193,695,820	203,735,178	214,051,253
Provisions	4,846,734	4,846,734	5,047,539
Technical liabilities	1,291,089,534	1,291,089,534	1,291,089,534
Provision for outstanding claims	42,091,514	42,091,514	42,091,514
Provision for unearned premium	603,266,452	603,266,452	603,266,452
Provision for unexpired risk	645,731,568	645,731,568	645,731,568
Total	4,891,391,070	5,002,237,713	5,086,127,181

